



THE CHAMBER OF COMMERCE  
AND INDUSTRY OF ROMANIA

TOGETHER FOR YOUR BUSINESS

No. 5



FOREIGN RELATIONS  
AND INTERNATIONAL CO-OPERATION DIVISION

## Romanian Economy

- ▶▶ Founding Companies In Romania
- ▶▶ Intellectual Property And Registration Of Trademarks, Patents Industrial Models And Drawings, Integrated Circuit Designs; Copyright
- ▶▶ Labor Relations
- ▶▶ International Commercial Arbitration In Romania
- ▶▶ Legal Information On Companies
- ▶▶ International Trade Statistics
- ▶▶ Miscellaneous

## CCIR News

- ▶▶ CCIR presentation
- ▶▶ The General Assembly Of The Balkan Association Of The Chambers Of Commerce And Industry (ABC)
- ▶▶ CCIR participates as a partner in the project *WE-Mentor*
- ▶▶ CCIR starts the Caravan European funds in mains cities of Romania
- ▶▶ “Pro Business Romania 2006”

## Romanian Business Offer

## Abbreviations and Acronyms

# FOUNDING COMPANIES IN ROMANIA

*By courtesy of the National Trade Register*

## I. The General Legal Framework

- **Law No.31/1990** concerning commercial companies, republished;
- Law No. 26/1990 on the Register of Commerce, republished;
- Law No. 359/2004, on the simplification of formalities regarding the registration in the trade register of natural persons, family associations and legal persons, their fiscal registration and authorization for functioning;
- Law No. 85/2006 regarding bankruptcy procedure;
- Decree – Law No. 122/1990 on the authorization and operation in Romania of the Representative Offices of foreign companies and corporation;
- Law No. 105/1992 on the Regulation of the Private International Law Relationship;
- Government Decision No. 913/2004 on the approval of taxes and tariffs related to the operations performed by Trade Register Offices by Courts.

## II. Types of Commercial Companies

The establishment, functioning, dissolution, merge, division and liquidation of the commercial companies are regulated by Company Law No. 31/1990, republished.

In order to develop trading activities, legal and natural persons may associate and establish commercial companies. Commercial companies with the head office in Romania are legal Romanian persons.

The commercial companies may be established in one of the following forms:

- general partnership;
- limited partnership;
- joint stock company;
- limited partnership by shares;
- limited liability company.

### General Partnerships

A general partnership can involve two or more partners. The partnership relationship is based upon a contract and any person who is capable of entering a binding contract may enter a partnership. Following this agreement, the parties must register their partnership with the National Trade Register Office.

In a general partnership, partners are jointly liable for the debts and obligations of the partnership and each partner can be personally liable for the overall debts and liabilities, which are not satisfied by assets of the partnership.

The capital of the partnership is formed of the partners' contributions. These contributions can include cash, real estate, equipment, or other property. Contributions become assets of the partnership and comprise its registered capital. Romanian laws do not set maximum or minimum limits on capital, nor does it indicate how much must be in cash or assets. These decisions are left with the partners.

A general partnership must select a name for itself, included in this name must be the name of one individual partner, the nature of the partnership, and disclosure of the general partnership status of the enterprise (**Societate in nume colectiv – SNC**). If a person who is not a partner permits his or her name

to be used in the name of the partnership, that person then becomes liable for the debts and obligations of the partnership in the same fashion as general partners.

General partnership matters are determined under a written partnership agreement. Where the agreement is silent or unclear, decisions are made by partners on the basis of their relative capital contributions. If a partnership seeks to have a formal management, perhaps because of its large size, a vote of the partners representing a majority of the registered capital is required.

### Limited Partnerships

A limited partnership consists of one or more general partners who manage the business of a partnership and one or more limited partners who contribute capital (money or other property) to a partnership but do not participate in its management. Generally, limited partners are not liable for the debts and obligations of the partnership beyond their contributions, to the registered capital. The liability of the general partner is the same as the liability of partners in a general partnership. For an investor, therefore, being a limited partner is similar to have an investment in a corporation.

Limited partners share the profits or other compensation by way of income in proportion to their partnership contributions. However, no such income or other distribution can be made if it would reduce the assets of the limited partnership to an amount insufficient to discharge its liabilities to persons who are not partners.

While the limited partners cannot manage the business, they may examine the state and progress of the partnership business and advise on its management. A limited partner may also act as a contractor for, or an employee of, the limited partnership.

Company Law No. 31/1990 generally sets out the rights, powers and obligations of limited partners. For example, a limited partner may be held liable as a general partner if the limited partnership legislation is not strictly complied with; when a limited partner participates in the management of the partnership's business without having been mandated to that effect by company's representatives, by means of a special power-of attorney, registered with the trade register, or allows his or her name to be used in the name of the limited partnership.

A limited partnership is a practical form of organization for a pooled investment where the investors would not normally participate in the control of the investment. Investors are limited partners while the general partner provides the professional management of the investment. In this way, investors share the profits but, as limited partners, their financial risk is limited to the capital they have contributed.

A limited partnership must use in its name the words "limited partnership" (*Societate in comandita simpla, S.C.S.*).

### Limited Liability Companies

A limited liability company is a company formed by a limited number of partners (no more than 50). It is based on the constitutive documents. The registered capital of a limited liability company cannot be less than 200 RON (Romanian LEU). The registered share capital of a limited liability company is normally divided into social parts/shares with a registered value of not less than 10 RON. Shares cannot be freely traded, making limited liability companies similar to what are known as private companies in other legal systems. Shares of these companies cannot be pledged as collateral for loans.

The articles of incorporation of the limited liability company will include:

- the full name, place and date of birth, domicile and citizenship of individuals;
- the name, registered office and nationality of the shareholder, as legal person;
- the type, name, headquarters and, if any, the company logo;
- the object of the company, specifying the main domain of activity;

- the subscribed and paid in registered capital, the shareholders contribution in cash or in kind, the value of the contribution in kind and its valuation method as well as the date of the full payment of the subscribed share capital; the number and nominal value of shares as well as the number of shares subscribed to each associate for his/her contribution;
- the shareholders in charge with the representation and administration of the company or the non-shareholder administrators individuals or legal persons, and their powers which are to be exercised jointly or separately;
- the share of profits and losses for each shareholder;
- the secondary offices (branches, agencies, representative offices or other such entities with no legal personality) whether or not are established at the same time with the company, or the conditions of their subsequent establishment if such establishment is taken into account;
- the duration of the company;
- the methods of dissolution and liquidation of the company.

Decisions are made by majority vote in the General Meeting of the Shareholders (1 share = 1 vote). Decisions involving changes in the constitutive documents must be agreed by all shareholders if these documents do not state otherwise. One or more Directors/Managers are appointed in the constitutive documents or by the General Meeting and are put in charge of the management of the company.

Limited liability companies may also be formed by a sole associate.

Currently, the majority of companies registered in Romania, whether domestic or foreign-owned, are limited liability companies. A limited liability company is known as a **SRL (Societate cu raspundere limitata)**.

### **Joint Stock Companies**

A joint stock company is a limited liability corporation with registered capital of a minimum of 25.000 EURO, equivalent RON and with at least five shareholders. When an SA is established, at least 30% of the share capital, or 100% in respect of contributions in kind, must be immediately contributed upon formation of the company and all registered share capital must be fully paid up within twelve months of formation.

Shares could be nominative shares or bearer shares and can be freely traded or pledged. A joint stock company may be set up privately or by public subscription. In the case of a company established on a private basis, the Memorandum of Association must indicate:

- the name and address of shareholders, as well as their nationality;
- legal form, name and, as the case may be, emblem;
- location of the proposed head office of the company alongside with the location of proposed branches and subsidiaries;
- the nature of the business in which the proposed company will be engaged;
- subscribed share capital and paid share capital. The share capital paid up by each shareholder upon constitution of the company can not be less than 30%. The remaining 70% should be paid in 12 months after the incorporation with the Trade Register;
- number, nominal value and type of shares;
- duration of the company;
- clauses on the management and control of the company;
- name, address and citizenship of company directors and any special powers or rights granted to them.

When a joint stock company is established by public subscription, a notarized prospectus must be drawn up and filed with the Trade Register in the district where the head office of the company will be located. The Register's office will certify compliance with Romanian legislation and will authorize issuance of the prospectus. A joint stock company formation by prospectus is only possible if only

possible if the entire registered capital outlined in the prospectus has been subscribed and half of the prices of the shares subscribed for has been paid up into a bank account. If public subscriptions exceed the registered capital, as outlined in the prospectus, or are less than the amount sought in the prospectus, a meeting of the shareholders should be held to approve any revisions of the capital structure.

Within 15 days at the very most of the closing of the subscription, a founding meeting must be held. This meeting, which must be advertised in the Official Gazette, receives evidence that capital has been subscribed, determines the value of any contributions in kind, approves the basis for profit-sharing among founders of the company and other shareholders and appoints directors and auditors.

Decisions are made by a majority vote in the General Meeting of the Shareholders (each share represents one vote). General Meetings can be ordinary meeting, called at least once a year or extraordinary, called when needed to make decisions involving changes in the Memorandum of Association. Meetings require a quorum of  $\frac{2}{3}$  of the shareholders and a simple majority vote of the quorum is required to approve changes in the Memorandum of Association. Unless the Memorandum of Association stipulates otherwise, shareholders can exercise their right to vote in proportion to the stake they hold. Shareholders may be represented under proxy agreement only by other shareholder, if by-laws do not provide otherwise.

The management of a joint-stock company is assumed by a Council of Administration (Board of Directors), although it is possible to have only one Administrator. At least half of the Administrators must be Romanian citizens unless the articles of incorporation and corporate by-laws provide otherwise. The Directors do not necessarily need to be shareholders. The Directors are appointed by the General Meeting of shareholders, which establishes their powers, for a maximum mandate of four years. They may be re-elected. Before starting their activity, the Directors must deposit a guarantee, representing at least the value of ten shares or double the amount of their monthly remuneration.

A joint stock corporation is normally recognized by the use of the words limited incorporated or corporation in its name ([Societate pe Actiuni, S.A.](#)).

### **Limited Joint Stock Companies**

A limited joint stock company is a rare form of limited partnership. It has characteristics of both a joint stock company and a limited partnership. At the same as in a limited partnership there are general and limited partners. Similarly to a joint stock company, the registered capital of the limited joint stock company is represented by shares. Similarly to a partnership, the general partners may be liable for the debts and obligations of the company beyond amounts they have contributed. The limited partners, not active in the management of the company, have their liability limited to their share stake. A limited joint stock corporation is normally recognized by use of the words [SCA in its name \(Societate in Comandita pe Actiuni\)](#).

## **III. Setting up Commercial Companies**

General partnerships and limited liability partnerships are set up through a contract of company. Joint-stock company, limited partnerships with shares or limited liability company are set through a contract of company and a statute, which might be concluded as a sole document called Articles of Incorporation.

The Articles of Incorporation shall be signed by all associates or in case of public subscription, by the founders and will be concluded in authentic form. The signatories of the articles of incorporation are considered founders.

In general, the incorporation articles should contain:

- first and last name, place and date of birth, domicile and citizenship for the associates, natural persons; name, head office and nationality of the associates, legal persons;
- form, name, head office, and if case the emblem of the company;

- activity object of the company detailed for the field and precise activity;
- subscribed and paid capital;
- name and surname, place and date of birth, domicile and citizenship of the administrators, natural persons; name, head office and nationality of the administrators, legal persons;
- duration of the company;
- the rules for distribution of dividends and sharing losses;
- secondary offices;
- rules for dissolution and liquidation.

#### **IV. Registration of Commercial Companies**

Within 15 days from the date of authentication of the Articles of Incorporation, the founders or the administrators of the company or an attorney-in-fact of theirs will request the incorporation of the company in the Commercial Register in the area where the head office of the company will be located.

The incorporation application shall be accompanied by:

- the Articles of the Incorporation of the company;
- the proof of the transfer of the money according to the Articles of Incorporation;
- the documents concerning the ownership over the distribution in kind;
- the documents attesting the operations concluded in the company's account and approved by the partners;
- the statement on their own responsibility of the founders, administrators and auditors showing that they fulfil the conditions stipulated by the Law No/.31/1990, republished;
- the self responsibility statements on the fact that the legal conditions for functioning are known and complied (standardized statements)

The judiciary, through a delegated judge, exercises the control over the legality of the documents and of the deeds which, according to the law, are going to be registered with the trade register, including the request for registration of the companies.

In cases where the legal requirements are fulfilled, the delegated judge shall authorize, by way of decision, the setting up of the company and will order its incorporation with the trade register.

The registration period provided by the law for registering companies is 3 days from the day the request has been submitted. In the same period the trade register office issues the registration certificate containing the unique registration code.

The court may declare nullity of the company register with the Trade Register when:

- the Articles of Incorporation is missing or was not concluded in authentic form;
- all founders were, according the law, incapable at the date the company was incorporated;
- the activity of the company is illegal or against public order;
- the decision of the delegate judge to incorporate is missing;
- the legal administrative authorization to incorporate the company is missing;
- the Articles of Incorporation doesn't stipulate the company's name, activity object, contribution of the associates and the subscribed capital;
- the legal stipulations regarding the minimum capital, subscribed and paid have been broken;
- the minimum number of associates stipulated by the laws was not observed.

## V. Operation of Commercial Companies

The assets representing contribution in kind to the company become its property when the company is incorporated at the Trade Register. Interest is not paid for the contribution of the associates.

The benefit quota, which will be paid to each associate, represents the dividend. Dividends will be paid to the associates proportional with their participation to the paid social capital. Dividends will be distributed only from real benefits, in the contrary they will be given back. The returning of the dividends is prescribed in a period of 3 years from the date they were distributed.

If a reduction of the social capital is noticed, it has to be completed or reduced prior to distributing any benefit.

Administrators may perform all necessary activities in order to fulfill the activity of the company, besides the restrictions stipulated by the articles of incorporation. They are obliged to attend the company's meetings, administration councils, and other similar bodies. Administrators that have the right to represent the company cannot transmit it only if they were enabled expressly to do so.

Administrators are jointly liable to the company for:

- the existence of the payments made by the associates;
- the legality of the paid dividends;
- the existence of the registers requested by the law and their correct keeping;
- the fulfilment of the general assembly's decisions;
- the strict fulfilment of the dispositions of the law and Articles of Incorporation;

The right to sue the administrators may also be exercised by the creditors but only upon the bankruptcy of the company.

Any document, letter or publication issued by the company must indicate the name, legal form, and head office, recording number in the Trade Register and the fiscal code.

## VI. Dissolution of Commercial Companies

The company shall be dissolved through:

- the expiration of the period set for the duration of the company;
- the impossibility of achieving the object of the activity or its achievement;
- the notification of the nullity of the company;
- the decision of the General Meeting of the Shareholders;
- a court order at the request of any associate, based on founded reasons;
- the bankruptcy of the company.

If the dissolution of the company is based on the decision of the associates, they can change this decision with the requested majority for the modification of the Articles of Incorporation as long as no asset was distributed.

The dissolution of the commercial company has to be recorded at the Trade Register and published in the Official Journal of Romania. The effect of the dissolution of the company is the beginning of the liquidation procedure. The dissolution takes place without liquidation in the case of merger or total division of the company or in other cases stipulated by the law. From the moment of the dissolution, administrators cannot undertake new operations.

The court may pronounce the dissolution of the company, based on the request of the National Trade register Office or any other interested person, in the cases when:



- the company no longer has statutory bodies or the statutory bodies can no longer meet;
- the company failed to submit the annual financial statements or any other documents that, according to the law, are requested for submission to the Trade Register within six months after the legal terms expired;
- the company ceased its activity, its recorded office is unknown or fails to meet the requirements regarding the registered offices, the associates are missing or their address or residence is unknown;
- the company failed to replenish the share capital as requested by law.

## **VII. Merger and Division of Commercial Companies**

The merger represents the absorption of a company by another company or by merging of two or more companies to form a new company.

The division represents the division of the entire patrimony of a company, which ceased to exist, between two or more existing companies or which are thus set up.

Merger and division are decided by each company, under the terms stipulated for the modification of the Articles of Incorporation.

Based on the decision of the General Meeting of the Shareholders of each company, which participates, to the merger or division, their administrators prepare a merger or division project. This project, signed by the representatives of those respective companies, shall be submitted to the Trade Register where each company is registered, accompanied by a statement of the company which ceases to exist as a result of the merger or division regarding the modality in which its liabilities will be paid off.

Merger and division takes place at the following moments in time:

- case of setting up of one or more new companies, the date of registration in the Trade Register of the new company or of the last of them;
- in other cases, the date of registration in the Trade Register of the mention regarding the increase of the social capital of the absorbing company.

## **VIII. Liquidation of Commercial Companies**

The liquidation of the company must be finished within maximum 3 months from the date of dissolution. For founded reasons, the court may extend this period with maximum 2 years. After completing the liquidation, the liquidators have to ask the deletion of the company from the Trade Register. The Trade Register could make the deletion also automatically. The liquidation does not operate a release for the associates and does not impede the commencement of the bankruptcy proceedings of the company.

## **IX. The bankruptcy procedure**

Beginning with 21 of June 2006 will enter into force Law no. 85/2006 regarding bankruptcy procedure.

Persons submitted to bankruptcy procedure

- Commercial companies
- Cooperative companies
- Cooperative organizations
- Agricultural companies
- Economical groups of interest
- Any other private legal structure developing economical activities.

## The bankruptcy modes

- The general procedure – represents the procedure mode scheduled by law, according to a debtor which fulfils the condition of the law is submitted after an observation period to the judiciary reorganization and bankruptcy procedure, successive or separately.
- The simplified procedure - represents the procedure mode scheduled by law, according to the debtor is submitted directly to the bankruptcy procedure either at the beginning of the insolvency procedure either after an observation period of maximum 60 days ( this is the time interval to analyze all the specific elements ).

The minimum quantum of debts through which one can demand the beginning of the insolvency procedure is:

- 10.000 RON, at the creditor request
- six medium incomes for employees.

## The parts at the procedure

- Creditors – civil or legal person that has a privilege over the debtor property and solicits the registration of this privilege in the final debts table or in the final hard-set table and can be proved.
- Debtors - civil or legal person whose patrimony is submitted to insolvency.
- Legal courts
- Bankruptcy judge
- Administrator and liquidator

## Official gazette of the insolvency procedure:

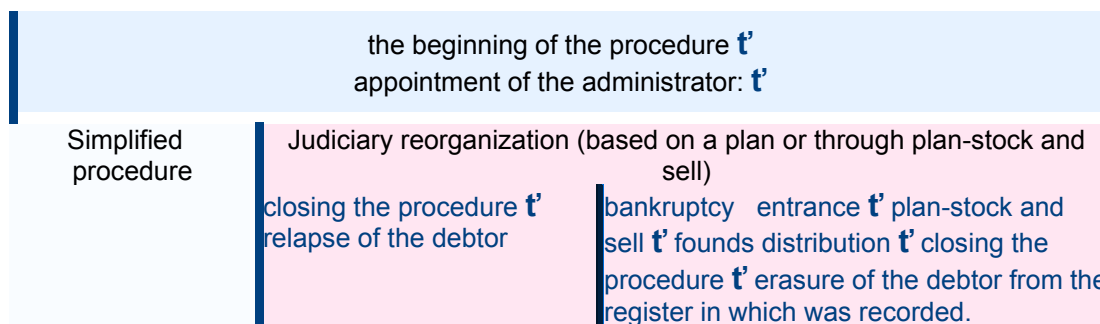
- is published by National Commercial Register, an institution which realizes the publishing of all the subpoenas, convocations, notifications and communications emitted by legal courts, bankruptcy judge, administrator and liquidator after the beginning of the insolvency procedure.

## The introductive petition:

- The insolvency procedure is initiated on the petition introduced by the debtor and the creditor, also by other legal persons or institutions legally vested.
- The National Market Value Committee can also initiate the petition but only against the submitted entities.

## Unwinding of the procedure

- **Simplified procedure** t' the beginning of the procedure t' appointment of the administrator t' observation period t' bankruptcy entrance t' plan-stock and sell t' funds distribution t' closing the procedure t' erasure of the debtor from the register in which was recorded.
- **General procedure** -



The unwinding of the procedure is reflected also in the register in which the debtor is registered through mentions made according by law.

## X. Trade Register

The activity of the Trade Register and of the Office of the Trade Register is regulated by Law No. 26/1990, republished.

The Trade Register is a specific institution of the market economy and operates on two levels:

- local – by the 42 county offices organized under the co-ordination of the National Trade Register Office and attached to each law court;
- national – by the National Trade Register Office (N.T.R.O.) organized under the co-ordination of the Ministry of Justice.

The businessperson have the obligation that, prior starting the activity, to apply for registration with the county or Bucharest Trade Register where they have the head office, and during the carrying out and the end of trading activities to apply for the registration in the same register of the mentions regarding the acts and deeds whose registration is stipulated by the law.

The incorporation deeds and mentions are opposable to third parties from the date of their registration with the Trade Register or from their publication in the Official Journal of Romania. The registrations in the Trade Register are made by the delegated judge, on the basis of a conclusion or as the case may be, of the court final decision, which will control also the legality of the operations performed by the Trade Register.

## XI. Procedure of the Registration with the Trade Register

The registration application of a trader, natural person, will be personally or through an authorized representative, with special authentic mandate and will be accompanied by proving documents. This operation will be carried out within 15 days from the date of the authentication of the constitutive act, for commercial companies, if the law does not otherwise stipulates, and the registration date with the Trade Register is the date when the registration has effectively been performed.

The commercial company is a legal person from the date of its registration with the Trade Register.

## XII. Simplification of Administrative Formalities

In November 2004, entered into force Law no 359/2004, on the simplification of formalities regarding the registration in the trade register of natural persons, family associations and legal persons, their fiscal registration and authorization for functioning.

Through this law, significant progress was made, with special focus on simplifying administrative procedures at the start up and development of the business. In this respect, the registration period for starting-up companies decreased from 20 days (according to former legislative framework) to 3 days

from the day the request has been submitted. Moreover, the authorization for functioning is granted based on the statement by own will (self responsibility statement) of the entrepreneur, on the fact that the legal conditions for functioning are known and complied.

### **XIII. Branches, Subsidiaries and Agencies of Foreign Companies**

A foreign company can do business in Romania through a subsidiary, agency or a branch. While a subsidiary has a legal personality and is considered a Romanian entity, the branch is just an extension of the parent company and therefore has no legal personality and no independence. Agencies are established and operate in accordance with the provisions of Decree Law No. 122/1990, are authorized by Ministry of Foreign Affairs and undertakes on behalf of the parent companies only transactions and activities which are consistent to its authorized object.

Law No. 105/1992 on the Regulation of the Private International Law Relationship adopts the accepted international practice by which a branch is governed by the national law of its parents company.

Legally, the branch has no separate status from the foreign company itself. It is merely carrying on business in Romania. The foreign company will be liable to the employees and creditors of the branch for the actions of, and debts contracted by, its managers and agents on behalf of the branch. On the contrary, according to the Law No. 31/1990, a Romanian subsidiary of a foreign company is a Romanian legal person and, consequently, it is subject to Romanian laws. It is liable, on its own behalf, for the actions assumed. Subsidiaries and branches can carry out only the activities to which the parent company is authorized.

In practice, subsidiaries are commissioned following the same steps as the registration of companies, i.e. notarizing the statutes, and registering the subsidiary with the National Trade Register Office.

The formation of a branch follows the same steps as that of a subsidiary, but they do not need to establish incorporation statutes.

- a notarized copy of the articles of incorporation of the parent company;
- evidence of registration of the parent company in its country of origin;
- documentation indicating the company's solvency; and
- the decision of the parent company's Board of Directors (or similar authorized body) to establish a foreign branch. This decision should indicate the type of activity of the branch, the individuals appointed by the parent company to act on its behalf and the confirmation of the parent company that the acts of its representatives are legally binding to it.

Assuming the branch is accepted, it must then be registered with the local office of the National Trade Register Office. The formation of a subsidiary must comply with the minimum capital requirements under the Romanian Company Law.

#### **NEW**

The Law No. 31/1990 regarding the trade companies, republished, was modified by Law No. 441/2006 (published in The Official Gazette No. 955/2006) as follows:

1. The number of the shareholders of the joint stock company was reduced from five to two. In case the company has less than two shareholders for a period longer than nine months, any person can request before the court the dissolution of the company. The dissolution may be annihilated if, until the date when the decision of the court becomes irrevocable, the number of the shareholders requested by the law in this company's case is reconstituted.
2. There was an extension of the situations in which several trade companies are allowed to perform their activity in the same premises. Thus, the performance of the

activity at the same premises is allowed also if the building, by its structure allows the activities of several companies in separate rooms.

3. The registered capital was settled for joint stock companies at minimum 90,000 RON. This value could be modified, by Government Decision, not sooner than two years, in order to represent the equivalent of 25,000 EURO.
4. The conditions required by the law for the quorum and majority in the general assembly have been changed. The modification aims at avoiding any blockage in the company's structure: which appeared under the former regulation, as a result of the impossibility of to take decisions within the general assembly.

**For the ordinary general assembly:**

~ The first convocation, it is necessary to have the presence of the shareholders who have at least the fourth part of the total number of rights to vote; the decisions shall be taken with the majority of the expressed votes. The constitutive act may however establish higher conditions for quorum and majority.

~ The second convocation: if the ordinary general assembly can not work because of the non-fulfillment of the above-mentioned conditions, in the second general assembly, the shareholders may take decisions regarding the items on the agenda, without regardless of the quorum; these decisions shall be taken with the majority of expressed votes. In this case, the constitutive act can not provide for a minimal quorum or a higher majority.

**For the extraordinary general assembly:**

~ The first convocation: it is necessary to have the presence of the shareholders who have at least the fourth part of the total number of rights to vote; the decisions shall be taken with the majority of the votes hold by the present or represented shareholders.

~ The second convocation, it is necessary to have the presence of the shareholders who have at least the fifth part of the total number of the rights to vote; the decision shall be taken with the majority of the votes hold by the present or represented shareholders . The decision to amend the main object of activity of the company, to decrease or to increase the registered capital, to change the legal form, to perform a fusion, division or dissolution of the company shall be taken with a majority of at least two thirds of the rights to vote hold by the present or represented shareholders. Regardless of the object of the vote passed in the extraordinary general assembly, the constitutive act may establish higher conditions for quorum and majority.

5. Another important modification refers to the setting-up of two systems of management of the joint stock company: the unitary system and the dualistic system. The unitary system involves the management of a company by one or several directors (board of directors); their number is always an odd number. The dualistic system involves the management of a company by a directorship and by a committee of supervisors.
6. The annual financial reports and the documents attached to them (the report of the administrator or of the directorship, the report of censors or of the financial auditors, as well as the official report of the general assembly) will be submitted only to the Trade Registry, starting with the 1<sup>st</sup> of January 2007. The information from these annual reports will be transferred in an electronic format by the Trade Registry offices to the Minister of Public Finance. The amended Law entered into force on the 1<sup>st</sup> of December 2006.

Source: [www.aneir-cpce.ro](http://www.aneir-cpce.ro)

# INTELLECTUAL PROPERTY AND REGISTRATION OF TRADEMARKS, PATENTS INDUSTRIAL MODELS AND DRAWINGS, INTEGRATED CIRCUIT DESIGNS; COPYRIGHT

*By courtesy of the State Office for Inventions and Trademarks - OSIM*

Romania is signatory to international conventions in the intellectual property field, mainly the Paris Convention, the Berne Convention and the TRIPS Agreement. Its domestic legislation for all intellectual property objects is fully harmonized with the Community regulations and the international treaties and conventions.

## INDUSTRIAL PROPERTY

**The State Office for Inventions and Trademarks - OSIM** is the national administration in charge of granting protection for inventions, trademarks, geographical indications, industrial designs and others, in the territory of Romania, under the law and the provisions of international conventions and treaties to which the Romanian State is party.

An invention may be protected in Romania by the grant of a patent by OSIM, according to the national legislation, or by the grant of a European patent with effect in Romania, according to the European Patent Convention<sup>1)</sup>.

The legislation regarding the patents consists of the Patent Law no. 64/1991 amended si republished on the basis of Law. no 203/2002 and the Regulations Implementing Law no. 64/ 1991.

### Patentable inventions

1. A patent shall be granted for any invention having as a subject-matter a product or a process, in all technological fields, provided that it is new, involves an inventive step and is susceptible of industrial application. Explicit mentioning is given in the Law on the patentable inventions in the field of biotechnology.
2. Exclusion from the patentability of those inventions the commercial exploitation of which is contrary to the public order and morality; plant varieties and animal breeds; essentially biological processes for plant varieties or animal breeds etc.
3. The following shall not be deemed being inventions: discoveries, scientific theories and mathematical methods; aesthetic creations; schemes, rules and methods for performing mental acts, playing games or doing business and computer programs; presentation of information.

### Patent Application

The patent application, comprising the personal particulars of the applicant, accompanied by a description of the invention, claims and where appropriate explanatory drawings, with all written matter in Romanian, shall be filed with the OSIM to constitute a regular national filing.

### Representation

For the persons not having their domicile or registered office in the territory of Romania, representation by authorized representative shall be compulsory, with the following exceptions, in which one may act in his own name: a) filing a patent application to be accorded a filing date; b) payment of a fee; c) submitting a copy of a previous application; d) issuance of a notification by OSIM concerning any procedure under letters a), b) and c). Renewal fees may be paid by any person.

### **Publication of the Patent Application**

Patent applications filed by the national route, for which the regular national filing has been effected, shall be published as soon as possible after the expiry of a period of eighteen months from the date of filing or, if priority has been recognized, as from the date of priority.

### **Examination of the Patent Application**

Examination of the patent application may be requested on the filing date of the patent application or, as the case may be, upon the opening of the national phase or within thirty months from one of these dates.

OSIM through the Examination Board, shall, on the basis of the patent application examination report and within 18 months of the date on which examination of the application was requested, decide to grant a patent or to refuse a patent application or its subject-matter.

### **Grant of the Patent**

The mention of the decision to grant a patent or to refuse a patent application shall be published in the Official Bulletin of Industrial Property within sixty days.

Any interested party shall be entitled to apply in writing, on valid grounds, to the OSIM for the revocation of the decision to grant a patent within six months of the publication thereof, if the decision was made without meeting the provisions set forth in Articles 7 to 11 and of Articles 12, 13 and 18.

### **Term of protection**

The term of protection of patents shall be of 20 years as from the date of filing of the application.

For patented pharmaceutical or plant protection products, supplementary protection may be granted, under the conditions laid down by the law<sup>2)</sup>.

Throughout the term of validity of the patent, the patent owner shall annually pay patent renewal fees, starting with the 3<sup>rd</sup> year from the filing date.

### **Rights**

The patent shall confer on its owner an exclusive right of exploitation throughout its term of protection.

The right in the patent, the right to the grant of a patent and the rights deriving from a patent shall be transferable, either wholly or in part.

## **PLANT VARIETY PATENTS**

The Law no. 255/1998 on the protection of the new plant varieties is in compliance with the International Convention for the Protection of New Plant Varieties (UPOV) and harmonized with the European regulations in the field.

In order to obtain the protection, the applicant shall fill in a plant variety application containing information relating to: the species denomination in Latin and Romanian; provisional proposal for the new variety denomination; technical questionnaire describing the main characteristics of the variety in the standardized form as well as information concerning the previous exploitation of the variety.

The plant variety patent application shall be subjected to examination as to the form, substance and the technical examination to set out the fulfilling of certain requirements, particularly the distinctness, homogeneity and stability to allow the variety identification.

The validity term of a plant variety patent is of 30 years for trees and vine and 25 years for the other species.

## **TRADEMARKS AND GEOGRAPHICAL INDICATIONS**

### **Trademarks**

The right to a mark shall be acquired and protected by registration with the State Office for Inventions and Trademarks according to the Law no. 84/1998.

Mark means a sign capable of graphic representation, serving to distinguish the goods or services of a natural or legal person from those of other persons.

Marks may be constituted by distinctive signs, such as: words, including personal names, designs, letters, numerals, figurative elements, three-dimensional shapes and particularly the shape of goods or of packaging thereof, combinations of colours, together with any combination of such signs.

The trademarks can be individual, when used by one company, collective or certification marks:

- the collective mark serves to distinguish the goods and services belonging to other persons;
- the certification mark indicates that the goods or services it represents are certified by the trademark owner in respect of the quality, material, manufacturing process or manner of service, accuracy or any other characteristics.

The right to a mark shall belong to the natural or legal person who was first to file an application for registration of the mark in accordance with the conditions laid down by the Law.

The application for trademarks registration is examined by OSIM both with regard to the form and contents, conditions set out by the law. Following the ascertaining of the fulfilment of such conditions and if there are no objections filed within the legal term, the trademark will be registered with OSIM. The applicant will be issued a registration certificate.

According to the provisions in force, trademark registrations are valid for 10 years from the date of application, and renewable for similar periods.

The trademark registration gives its holder the exclusive right over such trademark for the registered products and services.

The owner of the mark may request the competent judicial body to prohibit any person not having his consent from using such trademark in the course of trade.

### **Geographical indications**

The geographical indications of goods are protected in Romania by registration with OSIM according to the Law no. 84/1998 or to the international conventions to which Romania is a party. They may be used only by persons manufacturing or selling the products designated by the registered indications. Geographical indications protected now or in future under bilateral or multilateral agreements concluded by Romania shall not be subject to the registration procedure established by the Law.

The associations of producers pursuing production activities in the geographical area relating to the products stated in the application shall be entitled to apply for registration of a geographical indication to the OSIM.

The right to use a geographical indication shall be afforded to the applicant for a period of ten years, renewable for an unlimited number of times, if the conditions under which the right has been obtained remain applicable.

### **INDUSTRIAL DESIGNS**

The object of the application may be registered to the extent in which it constitutes an industrial design, within the meaning of the Law, is new and has an individual character.

An industrial design shall be deemed to be new if no identical industrial design was rendered available to the public prior to the date of filing the application for registration or, if the priority was claimed, before the priority date.



The industrial designs are deemed to be identical if their characteristic features differ only in insignificant details.

An industrial design is deemed to have an individual character if the overall impression it has on the experienced user differs from the one made upon the same by any industrial design rendered available to the public before the date of filing the application for registration, or before the priority date, if the priority was claimed.

The industrial design determined exclusively by a technical function cannot be registered.

There cannot be registered an industrial design which shall be reproduced in the exact shape and dimensions in order to allow the product it is incorporated in or the product to which it applies to be mechanically connected or placed around another product, so as to allow each of the products to fulfil its function.

Throughout its period of validity, the certificate of registration confers on its owner an exclusive right of exploitation of the industrial design and the right of prohibiting third parties from performing the following acts without his permission: reproducing, manufacturing, marketing or offering for sale, using, importing or storing for the purpose of marketing, offering for sale or using a product having the industrial design incorporated or applied thereto.

The unlawful reproduction of an industrial design for the purpose of manufacturing products of an identical appearance, the manufacture, offering for sale, selling, importing, using or the storing of such products for the purpose of putting into circulation or using them, without having the consent of the owner of the certificate of registration of the industrial design, during the period of validity thereof, shall constitute the offense of counterfeiting of the industrial design and shall be punishable by imprisonment of between six months and two years or by a fine of 15 million to 30 million Lei.

Criminal proceedings shall be initiated by the preliminary filing of a complaint by the prejudiced party or ex officio.

For the caused prejudices, the owner is entitled to damages according to the Common Law, and may apply to the competent law court to order the seizure, or, as the case may be, the destruction of the counterfeited products; these provisions shall also apply to materials and equipments that were directly used for committing the offence of counterfeiting.

## **TOPOGRAPHIES OF INTEGRATED CIRCUITS**

The Law No.16/1995 protects the original topographies of integrated circuits, which are the results of their creators' intellectual effort.

The application for the protection of a topography of integrated circuits will be examined by OSIM, which will register the topography in the National Register of Topographies. At the same time, OSIM will publish the registration and will release a topography registration certificate to the entitled person, within 3 months from the official date of the application. The validity term of a topography is of 10 years from the official date of its registration.

## **ENFORCEMENT OF INDUSTRIAL PROPERTY RIGHTS**

With a view to enforcing the industrial property rights, besides the provisions in the specific laws there were elaborated special laws for fighting the counterfeiting, unfair competition as well as measures for enforcing the industrial property rights within the customs clearing operations. The main regulations in the field are:

- Law no. 11 of 29 January 1991 on suppression of the unfair competition, amended and completed by the Law no. 298/2001;

- Emergency Ordinance no. 100 of 14 July 2005 on the enforcement of industrial property rights, approved by the Law no. 280/2005;
- Law no. 344/2005 on measures for the enforcement of intellectual property rights within the customs clearing operations;
- Criminal Code provisions on counterfeiting and putting counterfeited products into circulation.

## **LEGAL FRAMEWORK**

- **Patent Law No.64/1991.**, amended and completed by the Law no. 203/2002; Government Decree no. 499/2003 concerning the Implementing Regulations of Law no. 64/1991;
- Law no. 581/2004 on the supplementary protection certificate for medicaments and plant protection products; the law comes into force on the date of Romania's accession to the European Union;
- Law on the protection of topographies of integrated circuits No. 16/1995, amended and completed by the Law no. 337/2005;
- Law no. 255/1998 on the protection of new plant varieties, amended and completed by the Law no. 119/2006; Government decree no. 200/2000 concerning the Implementing Regulations of Law no. 255/1998;
- Law on marks and geographical indications no. 84/1998; Government decree no. 833/1998 concerning the Implementing Regulations of Law no. 84/1998;
- Industrial Design Law no. 129/1992, amended and completed by the Law no. 585/2002; Government decree no. 1171/2003 concerning the Implementing Regulations of Law no.129/1992;
- Government ordinance no. 41/1998 concerning the fees in the field of industrial property protection and the use thereof amended and completed by the Law no. 381/2005.

1) In March 2003, Romania acceded to and became a Member State of the European Patent Convention.

2) Law no. 581/2004 on the supplementary protection certificate for medicaments and plant protection products comes into force on the date of Romania's accession to the European Union.

For more information: <http://www.osim.ro>

## **COPYRIGHT**

*By courtesy of the Romanian Copyright Office - ORDA*

In the history of Romanian law, first provisions in the matter of protection of the copyright were statute by the entrance into force of the *Law of the Press*, on the 1<sup>st</sup> of April 1862, under the reign of Alexandru Ioan the 1<sup>st</sup> Cuza. Very important issues regarding the authors' rights on their artistic or literary works were stipulate there, fourteen years earlier than the Berne Convention (1886) for the protection of literary and artistic works, which Romania accessed by the Law no. 152 from March 24, 1926. The above mentioned Law of the Press was amended several times, latest in 1904, when a fine in amount of the value of 1000 original copies and the seizure / confiscation of all illicit copies was

stipulated in cases of infringements. The right to copy / to reproduce the work, the right to sale the work and the right to cession the work were established to the authors for their entire lifetime. After the death of the author, the mentioned rights were transmitted to his / her heirs to use it for 10 years from the day of demise. The same right could be recognized to foreign citizens, only under the condition of reciprocity.

In 1906, the 29<sup>th</sup> Congress of the International Association for Arts and Literature was held in Bucharest, the capital of Romania.

The Society of the Romanian Writers was founded, as a legal person, in 1912 and was very seriously involved in conception of the first Romanian law entirely and specially dedicated to copyright – Law no. 126 / 1923 on the literary and artistic propriety, which was amended in 1949, 1952 and 1955. Extremely modern and in total accordance with the "*Bible of copyright*" – the Berne Convention, as completed at Paris in 1896 and revised at Berlin in 1908, the 1912 law established to the authors both moral rights and patrimonial rights, and extended the term of protection for copyright to 30 years after the demise of the author in the benefit of the survivor spouse and of the descendants, with a few specific limitations for other categories of heirs (only author's parents could have been ascendants and only author's brothers and sisters could have been collateral heirs) as regards the right just mentioned.

The 1923 Law was replaced by the Decree no. 321 from 1956 on the copyright, which provided for the protection of the intellectual works independently on the fulfilling or not of the legal formalities in the case.

The 1956 Decree established the protection of the moral and the patrimonial rights of the author for his/her entire lifetime and for another 50 years from the moment of demise in the benefit of the survivor spouse and of the descendants, but restrained the term of this right to only 15 years after the demise of the author in case of collateral and testamentary heirs.

The non-voluntary license / compulsory license and the right to remuneration were among the most important provisions, exclusive rights been established for work reproduction and for distribution of the work. In the same time, the amounts owed by the users were calculated exclusively by the State – The Council for Culture and Socialist Education.

The Decree was amended only once, in order to statute the singular criminal penalty - in the domain of copyright - in the entire communist era in the case of illegal appropriation of a work (plagiarism).

The Decree 321 / 1956 was repealed in 1996, and the Law no. 8 on copyright and related rights had entered into force on the 24<sup>th</sup> of June the same year.

For Romania, Law no.8 / 1996 is the first truly completely modern copyright and related rights law, compatible with all the Conventions and all the Treaties to which Romania had accessed and to the first five European Directives which were into force at the moment of the promulgation of the Romanian law.

It is important to observe that, through a major significant effort, Romania had recovered any delay and outrun the difficulties regarding the correlation of the internal law to the European and the international provisions in the matter of copyright and related rights. That was possible only by the adoption of a series of international juridical instruments, as the following ones:

- the Rome Convention (1961), accessed by Romanian Law no. 76 / 1998;
- the Berne Convention – the Act from Paris (1971), accessed by Romanian Law no. 77 / 1998;
- the Geneva Convention (1971), accessed by Romanian Law no. 78 / 1998;
- the WIPO Treaty on copyright (Geneva, 20 December 1996), accessed by Romanian Law no. 205 / 2000;
- the WIPO Treaty on interpretations, performing and phonograms (Geneva, 20 December 1996), accessed by Romanian Law no. 206 / 2000;

- The Agreement on Trade-Related Aspects of Intellectual Property Rights (TRIPS Agreement) – as part of the Marrakech Agreement Establishing the World Trade Organization (WTO), accessed by Romanian Law no. 133 / 1994.

The transposition of all the nine European Directives in the domain of copyright and related rights into the internal law of Romania must also be noticed here, together with the Bilateral Treaty between Romania and the United States of America, the Treaty for the Accession of Romania (and Bulgaria) to the EU and the EU - Romania Association Accord, among others.

After a series of amendments and supplementations Law no. 8 / 1996 on copyright and related rights establish a high level of protection for the rights holders. An entire arsenal of methods and instruments, specific to civil law, criminal law and administrative law are to be used in specific cases. Thus, civil procedures for investigation and combating the infringements of copyright were stipulated, along with substantial penalties both for minor offences and for crimes (for example – in cases of piracy, the penalty is imprisonment for 2 to 15 years for natural persons).

The Government of Romania had adopted a National Strategy for Copyright and Related Rights, for the period 2003 - 2007, and also an Action Plan for the implementation of the Strategy. According to these documents, a close, effective and very efficiently cooperation was started between all the institutions involved in administration, management and enforcement of copyright and related rights, from both public and private sector.

The year 2006 has a special signification for the Copyright Office of Romania (COR) which reaches its 10<sup>th</sup> anniversary in June.

The Copyright Office of Romania (COR) is the unique specialized national authority for settlement, administration of national registers, supervising, authorizing, arbitration and technical and scientifically expertise in the domain of copyright and related rights. COR is coordinated by the Government of Romania.

According to the Romanian law there are five National Registers: The National Register for Phonograms, The National Register for Computer Programs, The National Register for Videograms, The National Register for Private Copy, The National Register for Multipliers / Reproductions.

Soon it is to be done The National Register for Works, which will provide for every right holder the possibility to express and to claim his / her rights simply by producing a statement on personal responsibility.

All the information about copyright in Romania is accessible on [www.orda.ro](http://www.orda.ro).

COR has been developed a strong partnership with all the collective rights management bodies operating in Romania and other organizations, from public and private sector, interested in studying, observing and developing new concepts and ideas in the field of copyright.

COR is working very efficiently, as well, with World Intellectual Propriety Organization (WIPO) and other international structures as part of the significant world wide effort for promoting and supporting the values of a modern copyright culture.

Source: [www.aneir-cpce.ro](http://www.aneir-cpce.ro)

# LABOR RELATIONS

*By courtesy of the Ministry of Labor, Social Solidarity and Family*

The Romanian labor relations are mainly regulated by the Labor Code as framework legislation, to be implemented by means of secondary normative acts. The current Labor Code (Law no 53/2003) came into force on March 1, 2003, and gathering under the same umbrella the principles of employment relationship, employment contracts, labor and rest, labor protection and health, as well as those related to trade unions, employers' associations and labor conflicts. The Labor Code has been amended in 2005 by Emergency Ordinance no. 65/2005, approved by Law no. 371/2005.

## Labor Conditions

### Salaries

Starting January 2006, the minimum gross wage has been set-up at an amount of RON 330 per month for a full-working program (about 169 hours/ month) and the gross average salary is of 1100 RON and net average salary is 826 RON.

### Working hours

The standard working time, for full-time employees, is of 8 hours a day and 40 hours a week. Overtime is allowed upon employer's obligation to compensate with paid days off to be ensured in the following 30 days or, if not possible, with supplementary payment to be negotiated (not less than 75% of the basic salary). The duration of work cannot exceed 48 hours per week (including overtime), or an average of 8 hours per day including overtime.

Exceptionally, the working time may be prolonged to over 48 hours a week, which includes also the overtime, on condition that the median working time, calculated for a reference period of a most one month, does not exceed 48 hours a week. It is stipulated for each 12-hour day to be followed by 24 hours of rest and irregular work duration is permitted upon the individual labor contract expressly mentioning as such.

### Holidays

There are seven statutory holidays, although additional holidays can be granted for religious reasons and also others can be legislated on a year-to-year basis (e.g. the Monday after Christmas, if the statutory holiday falls on a weekend).

Any full-time permanent employees must be granted a minimum of 20 days paid holiday per year apart from the free days aforementioned. The right to annual leaves may not be subject of any waiver, assignment or limitation, nor can be transformed in money. There are other paid leaves for certain family events, for employees working in special conditions, or for other particular situations.

### Maternity leaves and paid nursery leave

Women are entitled to 126 days of maternity leave regardless of their tenure with the company. During this time they are paid 85% of the average salaries earned in the 6 months before the maternity leave. Upon request, any of the two parents is allowed further paid nursery leave to take care of the child under two years old, or 3 years old for children physically or mentally challenged. This leave is paid from the state budget. During these leaves the employee cannot be dismissed.

### Individual labor contract

The individual labor contract shall be concluded based on the parties' consent, in written form, in the Romanian language. The obligation to conclude the individual labor contract in written form belongs to

the employer. Employers who are legal entities, certified self-employed natural entities as well as family associations shall be under the obligation to conclude the individual labor contract in written form prior to the commencement of the labor relations.

Prior to the conclusion or alteration of an individual labor contract, the employer shall have to notify the person selected to be employed or, as appropriate, the employee about the general clauses that are to be included in the contract or to be modified.

At present, the Labor Code provides for two main categories of clauses that may be inserted in the individual labor contract: mandatory provisions and specific provisions

Mandatory provisions, such as: the identity of parties, the work place, the employer's headquarters, the position of the employee within the company and the job description, the specific risks of such position (if any), the time of entering into force of the labor agreement, the term (if concluded for a determined period), the annual leave, the notice, the amount of the wage and the payment date, the daily and monthly work extent, indication of the collective labor contract regulating the work conditions for the employee, the length of the trial period.

Termination of ILC has to be preceded by a termination notice to be set up by ILC and/or by the collective labor agreements. The termination notice period by the employee cannot be less than 15 days.

A trial period is allowed up to 30 days for executive positions and 90 days for managing positions.

Usually, the ILC is concluded for an undetermined period, but it can be also concluded in the following types: as an ILC for a determined period of time, a temporary labor contract, a part-time ILC, an ILC for work at home.

### **ILC for Determined Period**

The ILC for a determined period cannot be concluded for more than 24 months. Three successive individual labor contracts for a definite term, at the most, shall be allowed to be concluded between the same parties, but only within 24 months limit. Individual labor contracts for a definite term concluded within 3 months after the expiry of a prior definite –term labor contract shall be considered successive contracts.

When the third successive labor agreement concluded for a definite period of time is over, the job shall be offered to an employee under an indefinite – term labor contract

This contract may be concluded for a determined period of time in some specific cases provided by the Labor Code:

- to replace another employee;
- the employer's activity is temporarily increased;
- in case of seasonal activities;
- it is concluded on the basis of legal provisions issued in order to temporarily favor certain categories of unemployed persons.
- hiring a person less than 5 years before the retirement age
- hiring pensioners

A trial period is allowed for a period between 5 and 45 days depending on the ILC term. Upon termination the employer must inform the employee on any vacancy existing in the company.

### **Labor by an agent of temporary labor**

The labor by an agent of temporary labor is supplied by a temporary employee. The temporary employment agreement is to be concluded by the user with an outsourcing agent, commercial

companies authorized by the Ministry of Labor, Social Solidarity and Family. It is an obligation for the user to resort solely to outsourcing agents for temporary labor assignments.

The outsourcing agent is required to pay the employee's salary evaluating and withholding the whole taxes and contributions the temporary employee is compelled to pay. The salary cannot be any lower than the usual one paid by the user to its own employees for a similar job. In between assignments, the temporary employee is at the outsourcing agent's disposal and is entitled to a salary which value should be minimum the gross salary set up at a national level. In cases when the outsourcing agent does not comply with all conditions regarding salary payment or contributions and taxes, such responsibilities incur to the user, within 15 days as of the due terms, upon the employee's request.

The temporary employment agreement should be concluded for a defined period to be expressly provided thereby, not exceeding 12 months. Exceptionally, it may be extended once up to maximum 18 months. At the termination of this special arrangement, the employee can continue working for the same employer, under a normal ILC.

### **Part-time ILC**

Part-time ILC is also allowed. The labor duration cannot be less than 10 hours per week, respectively minimum 2 hours a day. In such terms, a part-time employee is forbidden to work extra-hours, save for a major force situation. A part-time employee benefits from the same rights as any other employees, proportionally with the time effectively worked. The employer must inform in due time (by a notice posted at its premises) the vacation of any part-time or full-time jobs, in order to ease the transfers from full-time jobs to part-time jobs and vice versa.

### **ILC for work at home**

The ILC for work at home implies the performance by the employee of his/her specific work tasks at home, having the right to establish his/her own working timeframe and the employer having the right to check the employee's activity, according to the terms stipulated under the ILC.

### **Special clauses under ILC**

The parties may negotiate certain specific clauses to be inserted in the individual labor contracts, such as the professional training clause, non-competition clause, mobility clause or confidentiality.

Such specific clauses may be included into the individual labor contract, by mutual agreement between the employer and the employee. The absence of such provisions does not affect the validity of the labor contract.

### **The non-competition clause**

Upon concluding the individual labor contract or during the execution thereof, the parties shall be able to negotiate a non-competition clause and include it in the contract, under which the employee is held not to perform, after the termination of the contract, in his own interest or the interest of a third party, any activity that is in competition with the activity performed by his employer, in exchange for a monthly benefit that the employer undertakes to pay him throughout the non-competition period.

The non-competition clause shall produce effects only if the individual labor contract specifically mentions the activities the employee is prohibited from undertaking after the termination of the contract, the amount of the non-competition benefit, the period during which the non-competition clause applies, the third parties in favor of which performance of the activity is prohibited and the geographical area where the employee can be in real competition with the employer.

The benefit to be paid to the employee is not of salary nature, shall be negotiated and shall amount to at least 50% of the average gross salary in the last 6 months before the termination of the individual labor contract, or, in the case in which the duration of the individual labor contract was less than 6 months, of the average gross salary received on the duration of the contract.

The non-competition indemnity represents an expense made by the employer, is deductible from the calculus of the taxable profit, and is taxed to the beneficiary natural person, according to the law:

The non-competition clause shall produce effects for a period of at most 2 years after the termination of the individual labor contract.

### Vocational training

Special provisions regard the beneficiary of vocational training paid by the employer. The employers are compelled to ensure periodical access of all their employees to vocational training, as follows: at least once in two years, if they have at least 21 employees and at least once in three years, if they have less than 21 employees. The costs of participating in the vocational training schemes provided under these conditions shall be covered by the employers.

The employees who had taken courses or stages of vocational training exceeding 60 days are not in the position of requesting to end the individual labor agreement for at least 3 years since they graduated. If the terms of such clause are not observed, the employee has the obligation to bear all costs for professional training. The same rules apply in those cases when the employees are fired on disciplinary grounds or as a Court Decision related to a professional crime or to the interdiction to perform their profession.

### Employment of Foreign Citizens

Foreign citizens may work in Romania, provided that they obtain a work permit issued by the Office for Labor Force Migration within Ministry of Labor, Social Solidarity and Family.

The work permit may be issued, upon request, to foreigners who meet the employment requirements provided by law, and whose border crossing documents bear a long-term visa either for employment or for other purposes.

The maximum number of work permits is yearly determined by Government decision. The number of the work permits can be amended through Government's decision.

For 2006 there has been established a limit of 10,000 work permits, excluding those granted on the basis of certain international treaties.

The Ministry of Labor, Social Solidarity and Family, through its Office for Labor Force Migration, will issue the work permits, for 12-month periods, with the possibility of extension, upon request, for additional 12-month periods. Based on international treaties signed by Romania, the work permit may be granted, or extended for periods longer than 12 months.

There are different types of work permits

- **type A -for permanent workers-** gives foreigners the right to be employed based on individual labor contracts for a 12 months period at only one Romanian natural or legal person.
- **type B -for posted workers-** gives foreigners the right to perform work in Romania based on a posting decision of a foreign employer to a Romanian undertaking for duration of 12 months.
- **type C -for seasonal workers-** gives foreigners the right to be employed based on individual labor contracts for maximum 6 months in a 12 months period; this type of work permit can not be extended in order to perform other professional activities in Romania.
- **type D- for trainees-** gives foreigners the right to be employed in Romania based on individual labor contracts for a 12 months period. The duration for the work permit – type D can be extended until the end of the training period.



- **type E -for sportsmen and sportswomen-** gives foreigners the right to be employed based on individual labor contracts for a 12 months period at a Romanian legal person, having sport as main object of activity. This type of work permit can be extended for other periods of 12 months.
- **type F –for seasonal activities** - gives foreigners the right to perform seasonal activities at the same employer for whom they worked previously based on a work permit type C. To be awarded with this type of work permit, the foreigners involved must have complied with the legislation requirements regarding their return in the originated countries after the termination of their first seasonal labor contract.
- **type G -for frontier workers-** gives foreigners the right to be employed based on individual labor contracts for a 12 months period at only one Romanian natural or legal person, or a Romanian branch / subsidiary / agency of a legal person located abroad. This type of work permit is addressed to foreigners pursuing an activity as employees in the Romanian boarder area and who reside in another state to which they return as a rule daily or at least once a week.

As well, starting January 2007, work permits will not be required for the citizens of the European Union member states, of the states parties to the Agreement on the European Economic Area, and their family members.

### Collective Labor Agreements

The employer that had hired at least 21 people is bound to initiate collective negotiations. Collective negotiations are initiated upon the union request or of the employee representatives. Employer's failure to meet its negotiation obligation or refusal to answer the negotiation invitation by the employees represents misdemeanor sanctioned by administrative fine. The collective labor contract is concluded for a determined period of time, which cannot be less than 12 months, or for a period corresponding to a determined assignment.

There can be concluded collective labor agreements on national level and/or on industry branch level and/or on unit level. According to the Labor Code, the provisions of ILCs may not be contrary or grant rights in favor of the employee below the minimum levels provided by the relevant legislation and by the collective labor contracts.

### Social security contributions

Social security contribution rates are established on an annual basis through the law approving the national social security budget.

Social security contributions have to be paid by employer and the employee.

Under a labor agreement at the individual's level, the employee owes the following Social Security Contributions:

- Social Insurance contributions - 9.5% of the monthly gross salary;
- Health Fund Contribution – 6.5% applied on the monthly gross salary;
- Unemployment Fund Contribution – 1% applied on monthly gross salary.

Social security contributions owed by the employer are as follows:

- social insurance contributions: ranging between 20.5 % and 30.5 % (depending on the work conditions) of the gross monthly income, which is ceiled at the level of five times the national average salary multiplied by the average number of employees;
- Health Fund: 7.75 % of total salary fund;
- Unemployment Fund: 2.5 % of total salary fund;
- National Insurance Fund for Labor Accidents and Professional Diseases: the contribution will range between 0.5 % and 4 % of the total salary payroll;

- Labor Chamber commission: 0.25 or 0.75 % of total salary payroll, depending on whether the company or the Labor Chamber keeps the work books.

No social security contribution shall be paid with respect to the following amounts:

- social security services borne from the social security fund or employer's funds and which are directly paid by the employer, according to law;
- proceeds paid under the law upon termination of individual labor agreements, of the mandate or co-operative membership and upon termination of professional relations of public officers;
- travel and delegation daily allowances, delegation, posting and transfer allowances, as well as copyright royalties;
- incomes representing employees' participation to corporate profit;
- prizes and other rights exempted by special laws.

The incomes exempted from the payment of the social security contribution mentioned above shall not be taken into account when establishing the amount of social security benefits the beneficiary is entitled to.

**NEW**

## **Other Legal Provisions**

- **Law No. 399/2006**

Law No. 399 approves Emergency Ordinance No. 158/2005 regarding the leaves and the social health security indemnities.

Therefore, the herein Law provides that starting with 1 January 2006 the following regulations are in force:

- the rates of the social security contributions, established through the Law regarding the social state security budget, shall decrease by 0.85 percent points;
- the contribution rate for leaves and indemnities, used only for financing the expenses with the payment of the rights provided by Emergency Ordinance No. 158/2005, is of 0.85 percent applied to the salary fund or, as the case may be, to the rights representing the unemployment indemnity, to the taxable incomes or to the incomes specified in the social security agreement.

- **Emergency Ordinance No. 91/2006**

Emergency Ordinance No. 91 approves certain measures referring to the social state and social health securities. Therefore, the herein Emergency Ordinance provides for the following:

- the 0.75% rate of the contribution for leaves and indemnities shall be applicable until 31 December 2006. The new 0.85% rate shall be applicable starting with 1 January 2007;
- the rate by which the social insurance contributions shall decrease shall freeze at 0.75 percent points for 2006. The decrease rate shall be of 0.85 percent points starting with 1 January 2007;
- the calculation base for the indemnities provided by the Emergency Ordinance No. 158/2005 regarding the leaves and the social health security indemnities is limited to 12 gross minimum base salaries per the Romanian economy monthly, when the probation period is of 12 months.

- **Emergency Ordinance No. 88**

Emergency Ordinance No. 88 amends several normative acts that provide the granting of social rights, as well as some measures regarding the personal expenses.

The herein Emergency Ordinance amends, among other normative acts, Law No. 95/2006 regarding the health reform. Therefore, starting with 1 January 2007, the social health security contribution owed by the employer shall be of 6%. The social health security contribution rate shall be reduced from 7%, as it is until 31 December 2006.

- **Government Decision No. 1.425/2006 - Labour Security and Health**

The Government Decision No. 1.425 approves the Methodological norms for the enforcement of Law No. 319/2006 for the labour security and health.

In what concerns the provision of the labour security and health conditions and the the prevention of accidents and professional diseases, the employers have the duty to obtain the functioning certificate of labour security and health, before the beginning of any activity.

An authorisation shall not be issued for the natural persons, the family associations and the legal entities for which the functioning certificate, inclusively concernig labour security and health, is made based on Law No. 359/2004 regarding the simplification of the formalities of registration with the Trade Register of the natural persons, family associations and legal entities, their fiscal registration, as well at the legal entities functioning certification.

The employer shall organize the Tprevention and protection activities, by the following means:

- the employer shall undertake the attributions to take the measures provided by law, if he has the necessary capacity in the field, in the micro-enterprises and small-sized enterprises case, when activities without special risks are performed;
- the employer shall appoint one or more workers to take care of the prevention and protection activities;
- the employer shall set up an internal prevention and protection service;
- the employer shall call for the external prevention and protection services.

- **Government Decision No. 21/2006 - Optional Pensions**

The Government Decision No. 21 approves the Norm No. 9 regarding the taxes for certification, approval and administration of the optional pensions.

These taxes shall be collected by the Commission for Monitoring the Optional Pension System in different cases from:

- the pension companies;
- the pension companies, the insurance companies, the investment management companies, for the certification as manager of optional pension funds;
- the managers of optional pension funds;
- the assets depositaries of the optional pension funds;
- the financial auditors of the optional pension funds;
- the marketing agents.

- **Government Decision No. 24/2006**

The Government Decision No. 24 approves the Norm No. 12 regarding the participants to an optional pension fund.

According to this norm, the person who fulfils the eligibility conditions provided by the norm, will achieve the quality of participant to an optional pension fund by:

- signing the individual act of adhesion; and
- paying directly or by the employer, on behalf of the potential participant, the first contribution to an optional pension fund.

- **Emergency Ordinance No. 55/2006**

Emergency Ordinance No. 55/2006 amends and completes Law No 53/2003 – Labour Code. Thus, the provisions of the herein Emergency Ordinance interdict any discrimination based on sex criteria related to all elements and conditions of remuneration for equal work or work of equal value. In case person recruited for employment or the employee are to carry out his/her activity abroad, the employer has the obligation to inform him/her also on the repatriation conditions of the employee.

The herein Emergency Ordinance abrogates the provision related to the termination of the labour contract as a result of the dissolution of the legal entity.

The dismissal for reasons independent of the will of the employee represents the termination of the labour contract determined by the cancellation of the work place occupied by the employee, for one or several reasons without any connection to him/her. Thus, the herein Emergency Ordinance extends the dismissal reasons compared to previous regulations which stipulates the work place cancellation of the employee as a result of economic difficulties, technological transformations or reorganization of the activity.

Regarding the employment and work conditions, the employee with labour contract on a defined period of time shall not be bear a less favourable treatment than the similar employee having a labour contract on a undetermined period of time.

According with the amendments of the herein Emergency Ordinance, the part-time employee is the employee whose number of normal work hours, calculated on a weekly or a monthly basis, is inferior to the number of normal work hours of a similar full-time employee.

The herein Emergency Ordinance abrogates the dispositions of the Decree No. 92/1976 regarding the labour card on 1<sup>st</sup> January 2009.

Source: [www.aneir-cpce.ro](http://www.aneir-cpce.ro)

# INTERNATIONAL COMMERCIAL ARBITRATION IN ROMANIA

*By courtesy of the Chamber of Commerce and Industry of Romania*

**THE COURT OF INTERNATIONAL COMMERCIAL ARBITRATION** attached to the Chamber of Commerce of Commerce and Industry of Romania and was created in 1953 for the settlement of foreign trade disputes.

Under the Decree Law No. 139 of 11 May 1990, the Arbitration Court was reorganised as a permanent non-corporate arbitration institution attached to the Chamber of Commerce and Industry of Romania, for the administration of international and domestic arbitration.

Under its Regulations on the Organisation and Operation of the Court of International Commercial Arbitration attached to the Chamber of Commerce and Industry of Romania, the Court provides the following services: arbitration, consultancy on procedures, studies and research in the field of arbitration, co-operation with the arbitration commissions within the system of Chambers of Commerce and Industry in Romania.

- **Arbitration** for the settlement of international and domestic commercial disputes, its jurisdiction being based on the agreement concluded by businesses in their contracts or addendums thereto;
- **Procedures consultancy** is provided free of charge by the specialists of the Arbitration Court at its offices, by phone or post;
- **International co-operation** with similar institutions and organisations from other countries, for the purpose of establishing and developing collaboration. Participation in and organising of international conferences, meetings, forums and seminars;
- **Study and research** of the international arbitration legislation and of the law applicable to the disputes;
- **Co-operation with the Arbitration Commissions** within the system of Chambers of Commerce and Industry in Romania in promoting arbitration and in case law.

## COMMERCIAL ARBITRATION

According to its **Rules of Arbitration**, the Court settles, in accordance with the law or ex aequo et bono, disputes pertaining to international business, under the arbitration agreement concluded by the parties to the contract. The Arbitration Court also settles domestic commercial disputes.

**Standard Arbitration Clause** of the Court of International Commercial Arbitration attached to the Chamber of Commerce and Industry of Romania:

"Any dispute arising from or in relation to this contract, including the conclusion, performance or termination thereof shall be settled through the arbitration of the Court of International Commercial Arbitration attached to the Chamber of Commerce and Industry of Romania according to its Rules of Arbitral Procedure. The arbitral award shall be final and binding."

Parties may also stipulate in their arbitration clause the number of arbitrators and the place of arbitration. In international arbitration, parties may also stipulate the language used during the hearings and in the documents submitted, and also the substantive law applicable to the dispute.

Resolution of disputes by the Court has the following advantages:

- **awards are final and binding** for the parties; they enjoy a **wide international recognition** as Romania, alongside over 100 countries, signed the 1958 United Nations Convention on the Recognition and Enforcement of Foreign Arbitral Awards;

- **arbitrators' expertise** - the Court's arbitrators are experienced specialists in law and international economic relations;
- **confidentiality** - the hearings are not public; access to information on the disputes at the Arbitration Court is allowed only with the parties' consent;
- **celerity** - proceedings are carried out within twelve months in international arbitration and nine months in domestic arbitration;
- **low costs** arbitration fees are calculated as percentages - decreasing after reaching threshold values - of the monetary amount of the claim; moreover, in domestic arbitration, fees include also the arbitrators' fees;

The Arbitration Court enlists approximately 40 Romanian arbitrators and maintains a List of Foreign Arbitrators, comprising 35 specialists.

**COURT OF INTERNATIONAL COMMERCIAL  
ARBITRATION WITHIN CHAMBER OF  
COMMERCE AND INDUSTRY OF ROMANIA**

**Address: 2 Octavian Goga Blvd,  
District 3,  
BUCHAREST  
Phones: +40- 21- 319.27.47  
Fax:+40- 21- 319.01.26  
E-mail: [arbitration@ccir.ro](mailto:arbitration@ccir.ro)**

Source: [www.aneir-cpce.ro](http://www.aneir-cpce.ro)

# LEGAL INFORMATION ON COMPANIES

This service provides you with the right information and the necessary data on your customer, partner or competitor, enabling you to avoid troubles due to potential transactions with fictitious companies:

- Short report on companies, including : denomination, address, number of phone/fax, legal status, single registration code, registration number in the trade register.
- Detailed report on companies, including: identification data as well as object of activity, type of capital, registered capital, partners/shareholders, administrators, foreign direct investment, goodwill, branches/subsidiaries
- Report on company's life
- Information based on the annual company's ballance sheet, submitted to the trade register offices.

## Statistics on companies

Based on the data in the trade register, statistics are being issued by one or more criteria, concerning:

- incorporations, changes in statutory documents, strike-off of companies by different periods and geographical areas
- incorporations by legal status
- incorporations by type of company
- identifying new partners/selection of companies by object of activity, type of company, county, registered capital, country of origin of the foreign direct investment, turnover

Based on the companies' ballance sheets submitted to the trade register offices:

- top companies ranking by turnover, number of employees, etc.
- classifications concerning foreign investors

All reports may be issued by country and/or by specific geographical areas.

Other statistics, based on different specific criteria, may be developed by request.

## Top companies classification

Ranking of companies by various criateria, such as: issued capital, turnover, number of employees, brut/net profit, foreign direct investment, mixed criteria.

## Other information on Romanian companies

- Company's status (active, dissolution, judiciary re-organisation, bankruptcy)
- Companies being struck-off

## **"RECOM online"**

This service is offering online access to the central trade register data base for all Internet users interested to get legal information on companies in Romania. Online information concern company's name and contact coordinates, issued capital and associates/shareholders, branches/subsidiaries, turnover, gross profit.


### **How to access these services**

- by fax la nr. (+40-1) 327 55 41
- by e-mail : [onrc@onrc.ro](mailto:onrc@onrc.ro)
- at NTRO headquarter in Bucharest, 74, Blvd. Unirii, Bl. J3b. Tr. II+III, sector 3, Information providing Office located at the ground floor.
- by subscription to "RECOM online" service: <http://recom.onrc.ro>

Source: [www.onrc.ro](http://www.onrc.ro)



CUPRINS		CONTENT
	Pag. Page	
Caracteristici ale comerțului internațional al României în perioada 1.I-28.II 2007	5	Characteristics of the Romanian international trade during 1.I-28.II 2007
Grafice	12	Graphics
1. Comerțul internațional cu bunuri - serie lunară	16	International trade in goods - monthly serie
2. Cursul de schimb lunar - lei/euro	16	Monthly exchange rate - Lei/Euro
3. Exporturile FOB, importurile CIF și soldul FOB/CIF pe principalele grupe de țări	18	FOB Exports, CIF Imports and FOB/CIF trade balance by main groups of countries
4. Topul principalelor țări partenere la export în perioada 1.I-28.II 2007	20	Top of main partner countries at export in the period 1.I-28.II 2007
5. Topul principalelor țări partenere la import în perioada 1.I-28.II 2007	21	Top of main partner countries at import in the period 1.I-28.II 2007
<i>Comerțul internațional - valori exprimate în euro -</i>		<i>International trade - values expressed in euro -</i>
6. Exporturile FOB și importurile CIF pe grupe de țări și țări	22	FOB Export and CIF Imports by groups of countries and by countries
7. Exporturile FOB pe secțiuni conform Clasificării Standard de Comerț Internațional (CSCI REV. 4)	28	FOB Exports by sections according to Standard International Trade Classification (SITC REV. 4)
8. Importurile CIF pe secțiuni conform Clasificării Standard de Comerț Internațional (CSCI REV. 4)	34	CIF Imports by sections according to Standard International Trade Classification (SITC REV. 4)
9. Exporturile FOB pe Marile Categori Economiche (MCE)	40	FOB Exports by Broad Economic Categories (BEC)
10. Exporturile FOB pe clase de bază din Sistemul Conturilor Naționale (SCN)	40	FOB Exports by basic classes of the System of National Accounts (SNA)
11. Importurile CIF pe Marile Categori Economiche (MCE)	42	CIF Imports by Broad Economic Categories (BEC)
12. Importurile CIF pe clase de bază din Sistemul Conturilor Naționale (SCN)	42	CIF Imports by basic classes of the System of National Accounts (SNA)
13. Exporturile FOB pe principalele activități din economia națională (CAEN REV.1)	44	FOB Exports by main activities of national economy (CANE REV.1)
14. Importurile CIF pe principalele activități din economia națională (CAEN REV.1)	46	CIF Imports by main activities of national economy (CANE REV.1)
15. Exporturile FOB pe secțiuni și capitole ale Nomenclatorului Combinat (N.C.)	48	FOB Exports by sections and chapters the Combined Nomenclature (C.N.)
16. Importurile CIF pe secțiuni și capitole ale Nomenclatorului Combinat (N.C.)	56	CIF Imports by sections and chapters the Combined Nomenclature (C.N.)
17. Exporturile FOB pe secțiuni conform Clasificării Standard de Comerț Internațional (CSCI Rev.4), grupe de țări și țări, în perioada 1.I-28.II 2007	64	FOB Exports by sections according to Standard International Trade Classification (SITC REV. 4), by groups of countries and by countries in the period 1.I-28.II 2007
18. Importurile CIF pe secțiuni conform Clasificării Standard de Comerț Internațional (CSCI Rev.4), grupe de țări și țări, în perioada 1.I-28.II 2007	70	CIF Imports by sections according to Standard International Trade Classification (SITC REV. 4), by groups of countries and by countries in the period 1.I-28.II 2007
19. Exporturile FOB în țările Uniunii Europene pe secțiuni și capitole din Nomenclatorul Combinat (N.C.) în perioada 1.I-28.II 2007	76	FOB Exports to the European Union's countries, by sections and chapters from Combined Nomenclature (C.N.) in the period 1.I-28.II 2007
20. Importurile CIF din țările Uniunii Europene pe secțiuni și capitole din Nomenclatorul Combinat (N.C.) în perioada 1.I-28.II 2007	92	CIF Imports to the European Union's countries, by sections and chapters from Combined Nomenclature (C.N.) in the period 1.I-28.II 2007

CUPRINS	CONTENT	
	Pag. Page	
21. Exporturile FOB ale principalelor bunuri	108	FOB Exports of main goods
22. Importurile CIF ale principalelor bunuri	112	CIF Imports of main goods
Notă metodologică	116	Methodological note
<p><b>Comerțul internațional – valori exprimate în lei</b> (tabelele se găsesc numai pe CD-ROM-ul atașat)</p>		
		<i>International trade – values expressed in lei (tables is to be found only on the attached CD-ROM)</i>
6A. Exporturile FOB și importurile CIF pe grupe de țări și țări		FOB Export and CIF Imports by groups of countries and by countries
7A. Exporturile FOB pe secțiuni conform Clasificării Standard de Comerț Internațional (CSCI REV. 4)		FOB Exports by sections according to Standard International Trade Classification (SITC REV. 4)
8A. Importurile CIF pe secțiuni conform Clasificării Standard de Comerț Internațional (CSCI REV. 4)		CIF Imports by sections according to Standard International Trade Classification (SITC REV. 4)
9A. Exporturile FOB pe Marile Categoriile Economice (MCE)		FOB Exports by Broad Economic Categories (BEC)
10A. Exporturile FOB pe clase de bază din Sistemul Conturilor Naționale (SCN)		FOB Exports by basic classes of the System of National Accounts (SNA)
11A. Importurile CIF pe Marile Categoriile Economice (MCE)		CIF Imports by Broad Economic Categories (BEC)
12A. Importurile CIF pe clase de bază din Sistemul Conturilor Naționale (SCN)		CIF Imports by basic classes of the System of National Accounts (SNA)
13A. Exporturile FOB pe principalele activități din economia națională (CAEN REV.1)		FOB Exports by main activities of national economy (CANE REV.1)
14A. Importurile CIF pe principalele activități din economia națională (CAEN REV.1)		CIF Imports by main activities of national economy (CANE REV.1)
15A. Exporturile FOB pe secțiuni și capitole ale Nomenclatorului Combinat (N.C.)		FOB Exports by sections and chapters the Combined Nomenclature (C.N.)
16A. Importurile CIF pe secțiuni și capitole ale Nomenclatorului Combinat (N.C.)		CIF Imports by sections and chapters the Combined Nomenclature (C.N.)
17A. Exporturile FOB pe secțiuni conform Clasificării Standard de Comerț Internațional (CSCI Rev.4), grupe de țări și țări, în perioada 1.I-28.II 2007		FOB Exports by sections according to Standard International Trade Classification (SITC REV. 4), by groups of countries and by countries in the period 1.I-28.II 2007
18A. Importurile CIF pe secțiuni conform Clasificării Standard de Comerț Internațional (CSCI Rev.4), grupe de țări și țări, în perioada 1.I-28.II 2007		CIF Imports by sections according to Standard International Trade Classification (SITC REV. 4), by groups of countries and by countries in the period 1.I-28.II 2007
19A. Exporturile FOB în țările Uniunii Europene pe secțiuni și capitole din Nomenclatorul Combinat (N.C.) în perioada 1.I-28.II 2007		FOB Exports to the European Union's countries, by sections and chapters from Combined Nomenclature (C.N.) in the period 1.I-28.II 2007
20A. Importurile CIF din țările Uniunii Europene pe secțiuni și capitole din Nomenclatorul Combinat (N.C.) în perioada 1.I-28.II 2007		CIF Imports to the European Union's countries, by sections and chapters from Combined Nomenclature (C.N.) in the period 1.I-28.II 2007

**CARACTERISTICI ALE COMERȚULUI  
 INTERNAȚIONAL AL ROMÂNIEI ÎN PERIOADA  
 1.I-28.II 2007**

În perioada 1.I-28.II 2007 exporturile FOB au însumat 14876,9 milioane lei (4384,4 milioane euro). Comparativ cu perioada corespunzătoare din anul precedent, exporturile au crescut cu 6,3% la valori exprimate în lei (13,0% la valori exprimate în euro).

Diferența între dinamica determinată pe baza valorilor exprimate în lei și cea determinată din valori exprimate în euro este urmarea aprecierii monedei naționale cu 6,9% în luna ianuarie 2007 și cu 4,5% în luna februarie 2007 față de luna corespunzătoare din anul precedent.

În structura exporturilor, șase secțiuni ale Nomenclatorului Combinat dețin 77,2% din totalul exporturilor, după cum urmează:

**CHARACTERISTICS OF THE ROMANIAN  
 INTERNATIONAL TRADE DURING 1.I-28.II 2007**

FOB exports during 1.I-28.II 2007, amounted to 14876.9 million Lei (4384.4 million euro). Compared with the corresponding period of the previous year, exports increased with 6.3% at values expressed in Lei (13.0% at values expressed in euro).

The difference between exports dynamics based on values expressed in Lei and that based on values expressed in euro is due to national currency appreciation of 6.9% in January 2007 and 4.5% in February 2007 as against the corresponding month of the previous year.

In the structure of exports, six sections of the Combined Nomenclature hold 77.2% of total exports, as follows:

	Secțiunea din Nomenclatorul Combinat (NC) Section of the Combined Nomenclature (CN)	Exporturi FOB în perioada 1.I-28.II 2007 FOB Exports during 1.I-28.II 2007				
		Valoare -mil. lei- Value -million lei-	Valoare -mil. euro- Value -million euro-	Structura în % față de total exporturi Structure in % as against total exports	În % față de 1.I-28.II 2006 In % as against 1.I-28.II 2006	
					La valori exprimate în lei At values expressed in lei	La valori exprimate în euro At values expressed in euro
XVI	Mașini și dispozitive mecanice; mașini, aparate și echipamente electrice; aparate de înregistrat sau de reprodus sunetul și imaginile Machinery and mechanical appliances; electrical equipment; sound and image recorders and reproducers	3118,6	919,7	21,0	115,1	122,4
XV	Metale comune și articole din acestea Base metals and articles of base metals	2725,0	802,5	18,3	138,9	147,4
XI	Materiale textile și articole din acestea Textiles and textiles articles	2152,4	635,2	14,5	86,9	92,6
XVII	Mijloace și materiale de transport Vehicles and associated transport equipment	1654,1	487,2	11,1	136,5	144,9
V	Produse minerale Mineral products	1041,1	306,1	7,0	57,0	60,4
XII	Încălțăminte, pălării, umbrele și articole similare Footwear, headgear, umbrellas and similar articles	782,1	230,9	5,3	101,3	107,9

Principalele modificări structurale survenite în evoluția pe secțiuni a exporturilor din perioada 1.I-28.II 2007 față de perioada 1.I-28.II 2006 constau în:

- majorarea ponderii la secțiunile: “Metale comune și articole din acestea” – cu 4,3 puncte procentuale, “Mijloace și materiale de transport” – cu 2,4 puncte procentuale, “Mașini și dispozitive mecanice; mașini, aparate și echipamente electrice, aparate de înregistrat sau de reprodus sunetul și imaginile” – cu 1,6 puncte procentuale, “Materiale plastice, cauciuc și articole din acestea” - cu 1,0 puncte procentuale;
- diminuarea ponderii la secțiunile: “Produse minerale” - cu 6,1 puncte procentuale, “Materiale textile și articole din acestea” - cu 3,2 puncte procentuale.

Aceste schimbări au condus și la modificarea locului ocupat în topul principalelor secțiuni NC astfel: secțiunea “Metale comune și articole din acestea” a devansat secțiunea “Materiale textile și articole din acestea”; iar secțiunea “Mijloace și materiale de transport” a devansat secțiunea “Produse minerale”.

**Exporturile de mașini și dispozitive mecanice; mașini, aparate și echipamente electrice, aparate de înregistrat sau de reprodus sunetul și imaginile**, reprezentând 21,0% din totalul exporturilor perioadei 1.I-28.II 2007, s-au situat pe primul loc înregistrând o creștere cu 15,1% la valori exprimate în lei (22,4% la valori exprimate în euro) comparativ cu perioada corespunzătoare a anului 2006. În această secțiune, capitolul „Mașini, aparate și echipamente electrice și părți ale acestora” deține ponderea principală (58,5% în total secțiune și 12,3% în total exporturi).

**Exporturile de metale comune și articole din acestea** au situat această secțiune pe locul doi ca pondere în total exporturi, înregistrând o creștere cu 38,9% la valori exprimate în lei (47,4% la valori exprimate în euro) față de perioada 1.I-28.II 2006. În

The main structural modifications came up in the evolution of exports by CN8 sections in the period 1.I-28.II 2007 as against 1.I-28.II 2006, consists of:

- increasing weight for sections: “Base metals and articles of base metals” – with 4.3 percentage points, “Vehicles and associated transport equipment” – with 2.4 percentage points, “Machinery and mechanical appliances; electrical equipment; sound and image recorders and reproducers” – with 1.6 percentage points, “Plastics, rubber and articles thereof” – with 1.0 percentage points;
- decreasing weight for sections: “Mineral products” – with 6.1 percentage points, “Textiles and textiles articles” – with 3.2 percentage points.

These changes lead also to modifications in the top of CN sections, as follows: section ““Base metals and articles of base metals” outmatched section “Textiles and textiles articles”; and section “Vehicles and associated transport equipment” exceeded the section “Mineral products”.

**Exports of machinery and mechanical appliances; electrical equipment; sound and image recorders and reproducers**, representing 21.0% of total exports in the period 1.I-28.II 2007, hold the first place and registered a growth of 15.1% at values expressed in Lei (22.4% at values expressed in euro) in comparison with the corresponding period of 2006. In this section, the chapter „Electric machinery, appliances and equipment and parts thereof” holds the main weight (58,5% in total section and 12.3% in total exports).

**Exports of base metals and articles of base metals** hold the second place as weight in total exports, registering a growth of 38.9% at values expressed in Lei (47.4% at values expressed in euro) as against 1.I-28.II 2006. Within this section,

cadrul acestei secțiuni o pondere importantă au avut-o capitolele „Fontă, fier și oțel”, reprezentând 49,3% din total secțiune și 9,0% din total exporturi și „Produse din fontă, fier sau oțel”, reprezentând 22,2% din total secțiune și 4,1% din total exporturi.

**Exporturile de materiale textile și articole din acestea**, situate pe locul trei, au înregistrat o scădere cu 13,1% la valori exprimate în lei (7,4% la valori exprimate în euro) comparativ cu perioada corespunzătoare a anului 2006. În cadrul acestei secțiuni, exporturile de articole de îmbrăcăminte și accesorii, altele decât tricotate sau croșetate, au reprezentat 61,6% din total secțiune și 8,9% din total exporturi. De asemenea, exporturile de îmbrăcăminte și accesorii de îmbrăcăminte tricotate sau croșetate au avut o pondere de 20,3% în total secțiune și de 2,9% în total exporturi.

Pe locul patru s-a clasat secțiunea **Mijloace și materiale de transport** cu 11,1% în total exporturi, în cadrul căreia exporturile de „Automobile, tractoare și alte vehicule terestre” reprezintă 72,8% din total secțiune și 8,1% din total exporturi.

Pozițiile următoare în top sunt deținute de secțiunile:

- **„Produse minerale”** cu 7,0% din total exporturi în cadrul căreia exporturile de produse petroliere (benzine, motorină, uleiuri) reprezintă 97,1% din total secțiune și 6,8% din total exporturi;

- **„Încălțăminte, pălării, umbrele și articole similare”** cu o pondere de 5,3%.

**Valoarea exporturilor către cele 26 de țări ale Uniunii Europene** în perioada 1.I-28.II 2007 comparativ cu perioada corespunzătoare din anul 2006 a crescut cu 6,0% la valori exprimate în lei (12,9% la valori exprimate în euro), având o pondere de 72,0% în total exporturi.

an important weight was held by the chapter „Pig-iron, iron and steel”, representing 49.3% of total section and 9.0% of total exports and „Pig-iron, iron and steel products”, representing 22.2% of total section and 4.1% of total exports.

**Exports of textiles and textiles articles**, hold the third place and registered a decrease of 13.1% at values expressed in Lei (7.4% at values expressed in euro) in comparison with the corresponding period of 2006. Within this section, exports of clothing articles and accessories, other than knitted or crocheted represented 61.6% of total section and 8.9% of total exports. Also, exports of clothing and accessories knitted or crocheted had a weight of 20.3% in total section and 2.9% in total exports.

The fourth place is held by the section **„Vehicles and associated transport equipment”** with 11.1% in total exports, where exports of “Vehicles, tractors and other ground vehicles” represent 72.8% of total section and 8.1% of total exports.

The next positions in the top are held by the following sections:

- **„Mineral products”** with 7.0% of total exports, where exports of petroleum products (spirit, gas oil, oil) represent 97.1% of total section and 6.8% of total exports;

- **„Footwear, headgear, umbrellas and similar articles”** with a weight of 5.3%.

In the period 1.I-28.II 2007, in comparison with the corresponding period of 2006, **exports to the European Union countries (EU 26) increased with 6.0% at values expressed in Lei (12.9% at values expressed in euro), registering a weight of 72.0% in total exports.**

Țările partenere situate pe primele 10 locuri în derularea exporturilor din perioada 1.I-28.II 2007 (reprezentând 70,2% din total exporturi) au fost: Italia (18,3% din total exporturi), Germania (17,3%), Franța (7,9%), Turcia (7,8%), Ungaria (5,4%), Regatul Unit al Marii Britanii și Irlandei de Nord (4,3%), Austria (2,7%), Polonia (2,2%), Bulgaria (2,2%), Spania (2,1%).

**În luna februarie 2007, valoarea exporturilor FOB a fost de 7879,3 milioane lei (2326,4 milioane euro),** cu 5,1% mai mare față de luna februarie 2006 la valori exprimate în lei (10,6% la valori exprimate în euro).

**În perioada 1.I-28.II 2007 importurile CIF au însumat 23711,5 milioane lei (6987,6 milioane euro).** Comparativ cu perioada corespunzătoare din anul precedent, importurile au crescut cu 24,7% la valori exprimate în lei (32,3% la valori exprimate în euro).

**În structura importurilor,** șase secțiuni ale Nomenclatorului Combinat dețin 77,4% din total importuri, după cum urmează:

Partner countries holding the first 10 places in the total amount of exports in the period 1.I-28.II 2007 (representing 70.2% of total exports) were the following: Italy (18.3% of total exports), Germany (17.3%), France (7.9%), Turkey (7.8%), Hungary (5.4%), United Kingdom (4.3%), Austria (2.7%), Poland (2.2%), Bulgaria (2.2%), Spain (2.1%).

**In February 2007, FOB exports amounted € 7879.3 million Lei (2326,4 million euro),** with 5.1% more compared with February 2006 at values expressed in Lei (10,6% at values expressed in euro).

**CIF imports during 1.I-28.II 2007** amounted to **23711.5 million Lei** (6987.6 million euro). Compared with the corresponding period of the previous year, imports grew of 24.7% at values expressed in Lei (32.3% at values expressed in euro).

**In the structure of imports,** six sections of the Combined Nomenclature hold 77.4% of total imports, as follow:

	Secțiunea din Nomenclatorul Combinat (NC) Section in the Combined Nomenclature (CN)	Importuri CIF in perioada 1.I-28.II 2007 CIF Imports during 1.I-28.II 2007				
		Valoare -mil. lei- Value -million lei-	Valoare -mil. euro- Value -million euro-	Structura in % față de total importuri Structure in % as against total imports	In % față de 1.I-28.II 2006 In % as against 1.I-28.II 2006	
					La valori exprimate in lei At values expressed in lei	La valori exprimate in euro At values expressed in euro
XVI	Mașini și dispozitive mecanice; mașini, aparate și echipamente electrice; aparate de înregistrat sau de reprodus sunetul și imaginile Machinery and mechanical appliances; electrical equipment; sound and image recorders and reproducers	6138,8	1810,4	25,9	140,6	149,4
V	Produse minerale Mineral products	3168,5	930,0	13,4	90,5	95,4
XVII	Mijloace și materiale de transport Vehicles and associated transport equipment	2925,4	863,0	12,3	164,7	175,2
XV	Metale comune și articole din acestea Base metals and articles of base metals	2613,3	770,0	11,0	160,5	170,5
XI	Materiale textile și articole din acestea Textiles and textiles articles	1842,5	543,3	7,8	106,1	112,8
VI	Produse ale industriei chimice Chemicals products	1671,3	492,8	7,0	115,2	122,4

Analizând structura importurilor pe secțiuni ale Nomenclatorului Combinat, se constată că o pondere importantă dețin în continuare bunurile de capital și materiile prime și materialele necesare aprovizionării industriei.

**Importurile de mașini și dispozitive mecanice; mașini, aparate și echipamente electrice; aparate de înregistrat sau de reprodus sunetul și imaginile**, care dețin 25,9% din volumul total al importurilor, au crescut cu 40,6% la valori exprimate în lei (49,4% la valori exprimate în euro) față de perioada 1.I-28.II 2006. Cele două capitole din cadrul acestei secțiuni dețin următoarele ponderi: produsele din capitolul „Cazane, turbine, motoare, aparate și dispozitive mecanice și părți ale acestora” dețin 53,3% în totalul secțiunii și 13,8% în total importuri, iar produsele din capitolul „Mașini, aparate și echipamente electrice; aparate de înregistrat și reprodus sunetul și imagini TV” au avut o pondere de 46,7% în total secțiune și 12,1% în total importuri.

**Importurile de produse minerale** au fost mai mici cu 9,5% la valori exprimate în lei (4,6% la valori exprimate în euro) comparativ cu perioada 1.I-28.II 2006. În cadrul acestei secțiuni, capitolul “Combustibili și uleiuri minerale” a deținut o pondere de 90,1% în total secțiune și 12,0% în total importuri.

**Secțiunea metale comune și articole din acestea**, cu o pondere de 11,0 % în total importuri, a înregistrat o creștere cu 60,5% la valori exprimate în lei (70,5% la valori exprimate în euro) față de luna perioada corespunzătoare din anul 2006.

**Importurile de mijloace și materiale de transport** au înregistrat de asemenea creșteri semnificative comparativ cu perioada 1.I-28.II 2006 (64,7% la valori exprimate în lei și 75,2% la valori exprimate în euro), ca urmare a importurilor înregistrate la capitolul “Automobile, tractoare și alte vehicule terestre”, care a reprezentat 90,0% din total secțiune și 11,1% din total importuri.

From the analyses of imports by sections of the Combined Nomenclature, resulted an important weight held by capital goods, raw materials and materials needed for industry supply.

**Imports of machinery and mechanical appliances; electrical equipment; sound and image recorders and reproducers**, holding 25.9% of total imports, increased with 40.6% at values expressed in Lei (49.4% at values expressed in euro) as against 1.I-28.II 2006. The two chapters of this section hold the following weights: the products in the chapter „Boilers, turbines, engines, mechanical devices and apparatus and parts thereof” hold 53.3% of total section and 13.8% of total imports while the products under the chapter „Electric machinery, appliances and equipment, TV sound and video reproduction and recording apparatus” had a weight of 46.7% in total section and 12.1% in total imports.

**Imports of mineral products** were with 9.5% lower at values expressed in Lei (4.6% at values expressed in euro) compared with the period 1.I-28.II 2006. Within this section, chapter “Fuel and mineral oils” held a weight of 90.1% in total section and 12.0% in total imports.

**The section “Base metals and articles of base metals”**, with a weight of 11.0% in total imports, registered a growth of 60.5% at values expressed in Lei (70.5% at values expressed in euro) as against the corresponding period of 2006.

**Imports of vehicles and associated transport equipment** also registered significant growths as against 1.I-28.II 2006 (64.7% at values expressed in Lei and 75.2% at values expressed in euro), due to imports registered in the chapter „Cars, tractors, other vehicles”, which represented 90.0% of total section and 11.1% of total imports.

**Importurile de materiale textile și articole din acestea**, cu o pondere de 7,8% în total importuri, au înregistrat o creștere cu 6,1% la valori exprimate în lei (12,8% la valori exprimate în euro) comparativ cu importurile de produse similare din perioada 1.I-28.II 2006. Importurile de țesături din lână, din bumbac, din fire și fibre sintetice sau artificiale și țesături speciale au reprezentat 56,8% din total secțiune.

**Importurile de produse ale industriei chimice**, cu o pondere de 7,0% în total importuri au crescut cu 15,2% la valori exprimate în lei (22,4% la valori exprimate în euro) față de perioada corespunzătoare a anului precedent.

Creșterea mai accentuată a importurilor de bunuri comparativ cu exporturile, față de perioada 1.I-28.II 2006 a fost influențată preponderent de evoluția schimburilor intracomunitare de bunuri, astfel:

- pentru expedieri intracomunitare:
  - scăderea cantitativă a expedierilor intracomunitare de produse petroliere la aproape jumătate față de nivelul înregistrat în perioada 1.I-28.II 2006, precum și scăderea prețurilor externe pentru produsele petroliere;
  - continuarea trendului descendent al operațiunilor de prelucrare activă (sistemul lohn) pentru produsele textile.
- pentru introduceri intracomunitare:
  - încheierea în anul 2007 a regimurilor vamale începute înainte de data aderării la UE, prin Autoritatea Națională a Vămilei, în principal pentru bunurile introduse temporar în antrepozite vamale și zone libere (mijloace de transport, în special autovehicule, și mașini, aparate și echipamente electrice etc.)
  - influențe datorate introducerii sistemului de comerț general pentru schimburile intracomunitare (Intrastat), unde bunurile se înregistrează în totalitate la trecerea frontierei naționale și nu la punerea în liberă circulație, cum se proceda anterior și cum se realizează în prezent pentru sistemul Extrastat (sistem special de comerț).

**Imports of textiles and textiles articles**, with a weight of 7.8% in total imports, have increased with 6.1% at values expressed in Lei (12.8% at values expressed in euro) as against imports of similar products in the period 1.I-28.II 2006. Imports of wool, cotton, synthetic or artificial fibres fabrics and special fabrics represented 56.8% of total section.

**Imports of chemicals products**, with a weight of 7.0% in total imports increased with 15.2% at values expressed in Lei (22.4% at values expressed in euro) as against the corresponding period of the previous year.

The increase of imports of goods compared with exports, as against 1.I-28.II 2006 has been determined mainly by the evolution of intra-community exchange of goods, as follow:

- for intra-community dispatches
  - the quantitative decrease of intra-community dispatches of petroleum products with almost 50% as against 1.I-28.II 2006, as well as the decrease of the external prices for these goods;
  - the continuous decrease of active processing operations (lohn system) for textile products.
- for intra-community arrivals
  - closing up of the customs regimes started before the moment of the EU accession, through the National Customs Administration, mainly for the goods temporary admitted in customs warehouses and free zones (transport vehicles, especially motor vehicles, apparatus and electrical appliances etc.)
  - influences due to the introduction of general trade system for intra-community exchange of goods (Intrastat), where goods are totally registered at the moment of crossing the national border and not at the moment of release for free circulation, as was the practice until the accession moment and still is for Extrastat system (special trade system).



**În luna februarie 2007, importurile CIF au fost de 12503,2 milioane lei (3691,9 milioane euro),** valoare mai mare față de perioada 1.I-28.II 2006 cu 22,5% la valori exprimate în lei (28,8% la valori exprimate în euro).

**Valoarea importurilor provenite din celelalte 26 țări ale Uniunii Europene** în perioada 1.I-28.II 2006, comparativ cu perioada corespunzătoare a anului 2006, a crescut cu 35,8% la valori exprimate în lei (44,5% la valori exprimate în euro), având o pondere de 71,5% în total importuri.

Tările partenere situate pe primele 10 locuri în derularea importurilor din perioada 1.I-28.II 2007 (reprezentând 70,0% din total importuri) au fost: Germania (16,9% din total importuri), Italia (12,9%), Federația Rusă (7,5%), Ungaria (7,1%), Franța (6,4%), Turcia (5,2%), Austria (4,9%), Olanda (3,6%), Polonia (3,0%), Republica Cehă (2,5%).

**Deficitul comercial FOB-CIF în perioada 1.I-28.II 2007** a fost de 8834,6 milioane lei (2603,2 milioane euro), cu 3803,3 milioane lei (1202,8 milioane euro) mai mare față de perioada 1.I-28.II 2006.

**In February 2006, CIF imports amounted to 12503.2 million Lei (3691.9 million euro),** more compared with the period 1.I-28.II 2006 with 22.5% at values expressed in lei (28.8 at values expressed in euro).

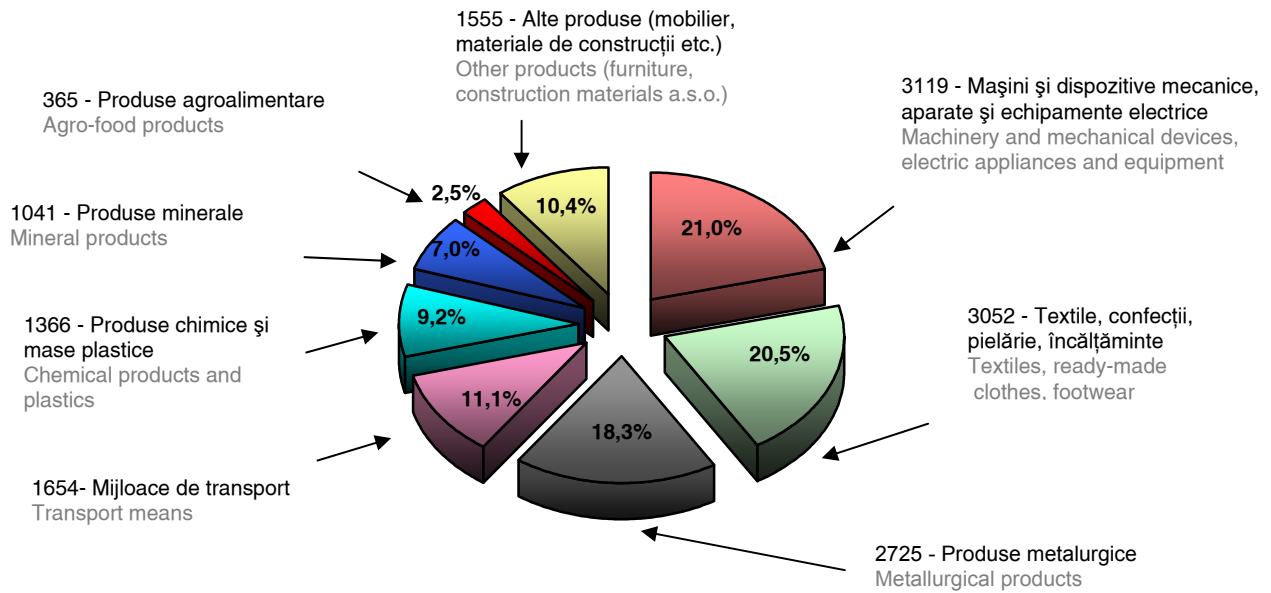
In the period 1.I-28.II 2007, as against the corresponding period of 2006, **imports from the other 26 European Union countries** increased with 35.8% at values expressed in Lei (44.5% at values expressed in euro), registering a weight of 71.5% in total imports.

Partner countries holding the first 10 places in total amount of imports in the period 1.I-28.II 2007 (representing 70.0% of total imports) were the following: Germany (16.9% of total imports), Italy (12.9%), Russian Federation (7.5%), Hungary (7.1%), France (6.4%), Turkey (5.2%), Austria (4.9%), Netherlands (3.6%), Poland (3.0%) and Czech Rep. (2.5%).

**CIF-FOB trade balance during 1.I-28.II 2007** amounted to 8834.6 million Lei (2603.2 million euro) with 3803.3 million Lei (1202.8 million euro) more compared with the period 1.I-28.II 2006.

**STRUCTURA EXPORTURILOR FOB PE PRINCIPALELE GRUPE DE MĂRFURI ÎN PERIOADA 1.I – 28.II 2007**  
**STRUCTURE OF EXPORTS FOB BY MAIN GROUPS OF GOODS IN THE PERIOD 1.I – 28.II 2007**

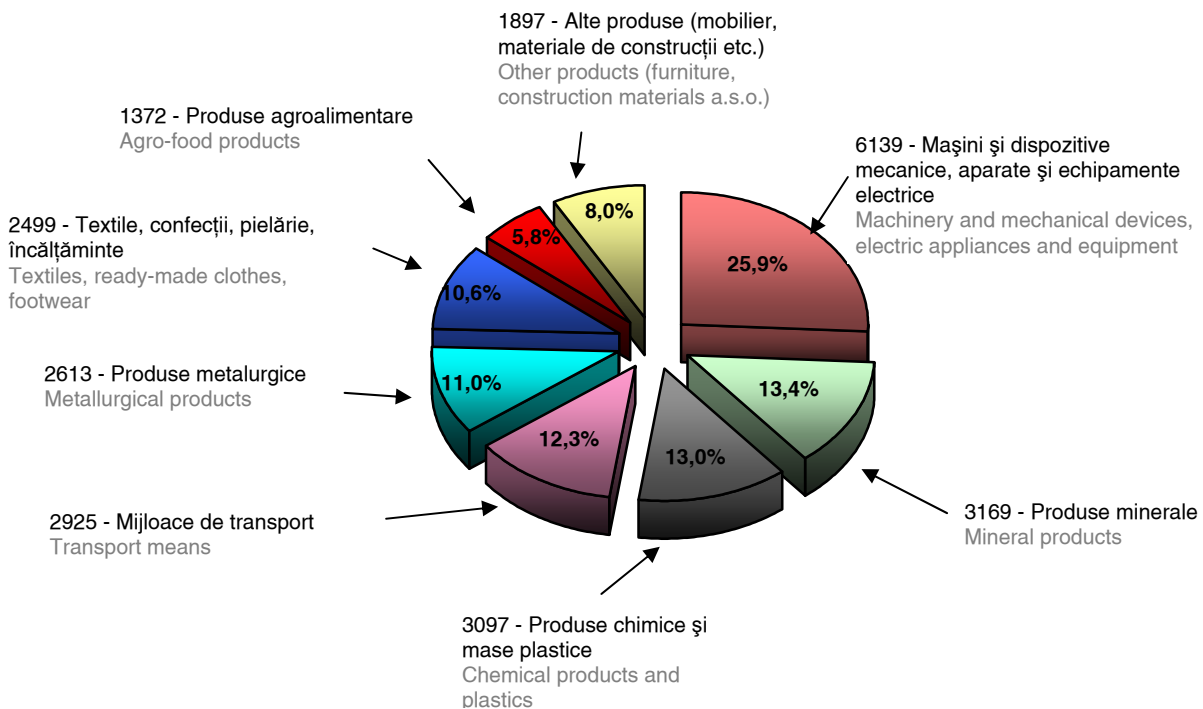
milioane lei / million lei



**TOTAL exporturi FOB 14877 mil. lei / TOTAL exports FOB 14877 million lei.**

**STRUCTURA IMPORTURILOR CIF PE PRINCIPALELE GRUPE DE MĂRFURI ÎN PERIOADA 1.I – 28.II 2007**  
**STRUCTURE OF IMPORTS CIF BY MAIN GROUPS OF GOODS IN THE PERIOD 1.I – 28.II 2007**

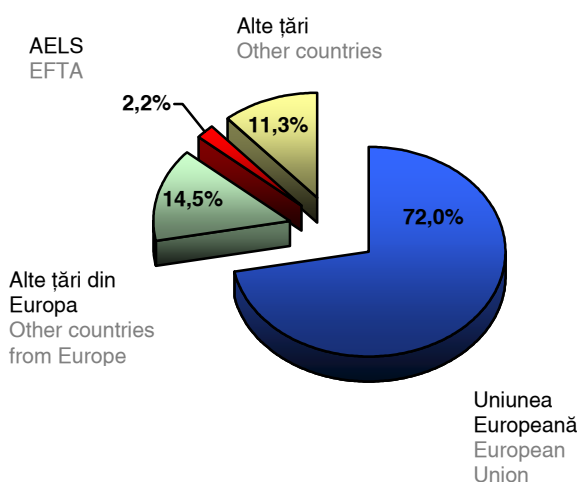
milioane lei / million lei



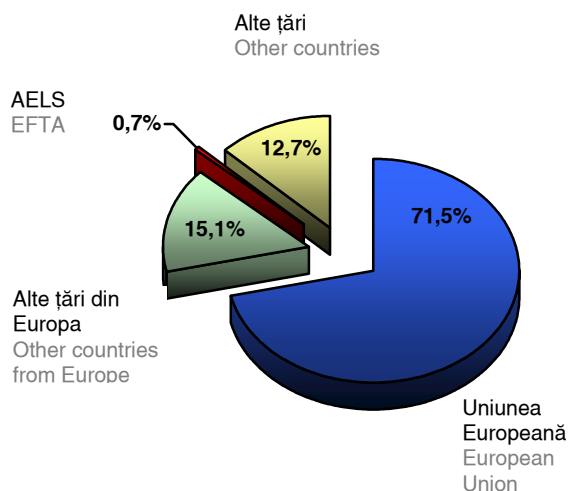
**TOTAL importuri CIF 23711 mil. lei / TOTAL imports CIF 23711 million lei**

**PARTENERII COMERCIALI PE GRUPE DE ȚĂRI ÎN PERIOADA 1.I – 28.II 2007**  
**TRADING PARTNERS BY GROUPS OF COUNTRIES IN THE PERIOD 1.I – 28.II 2007**

**Exporturi FOB / FOB Exports**  
**14877 mil. lei / mill. lei**

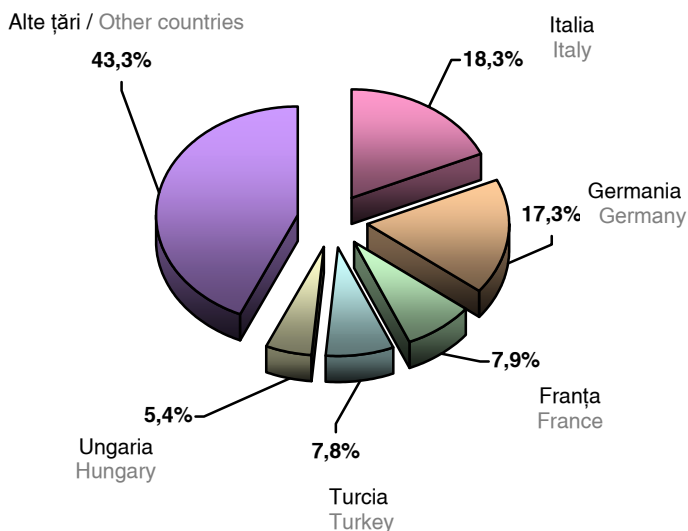


**Importuri CIF / CIF Imports**  
**23711 mil. lei / mill. lei**

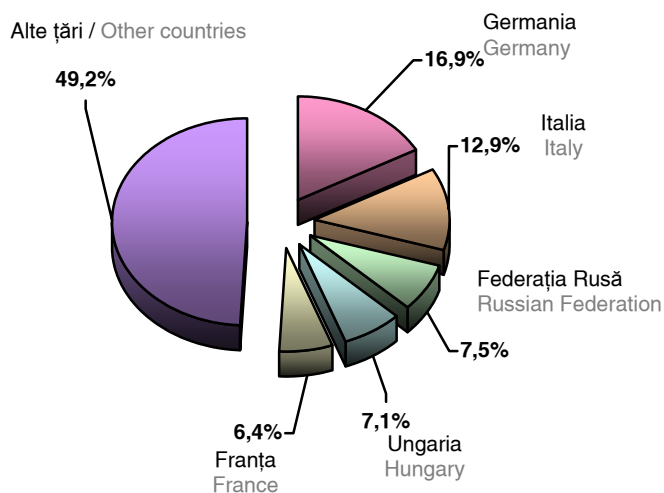


**PRINCIPALELE ȚĂRI PARTENERE ÎN PERIOADA 1.I – 28.II 2007**  
**THE MAIN PARTNER COUNTRIES IN THE PERIOD 1.I – 28.II 2007**

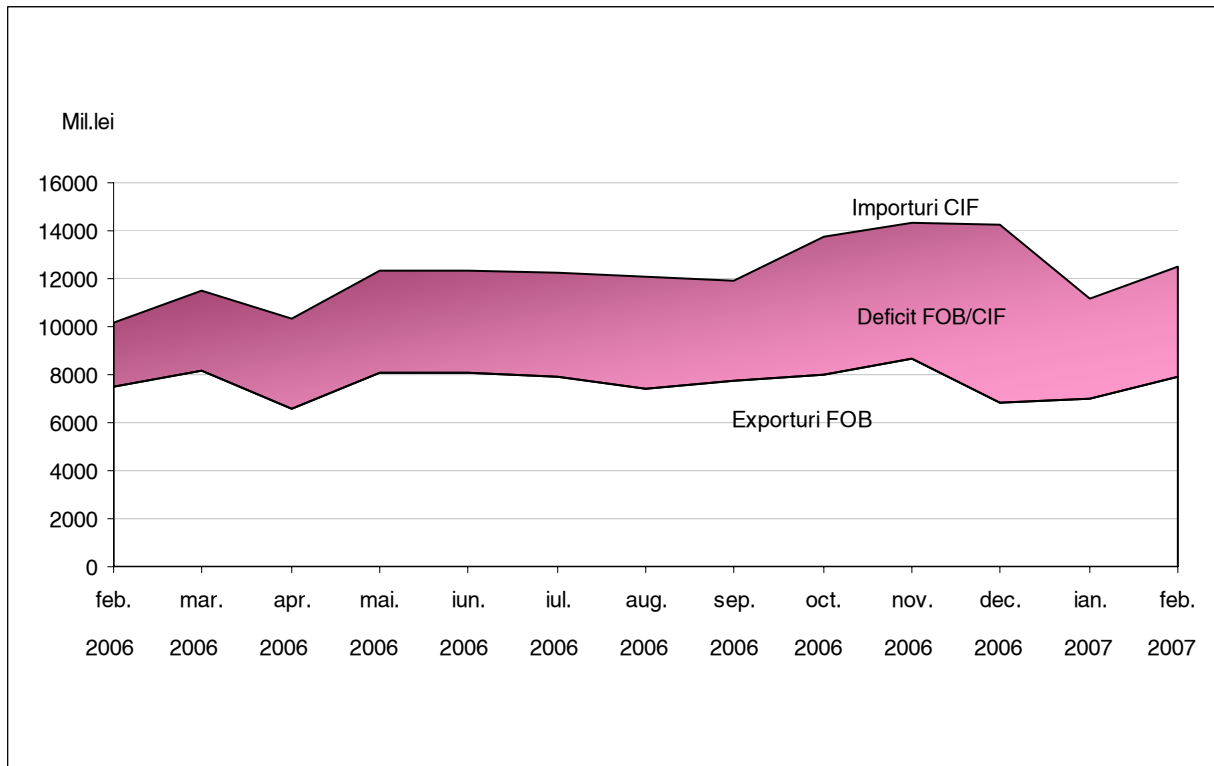
**Exporturi FOB / FOB Exports**  
**14877 mil. lei / mill. lei**



**Importuri CIF / CIF Imports**  
**23711 mil. lei / mill. lei**

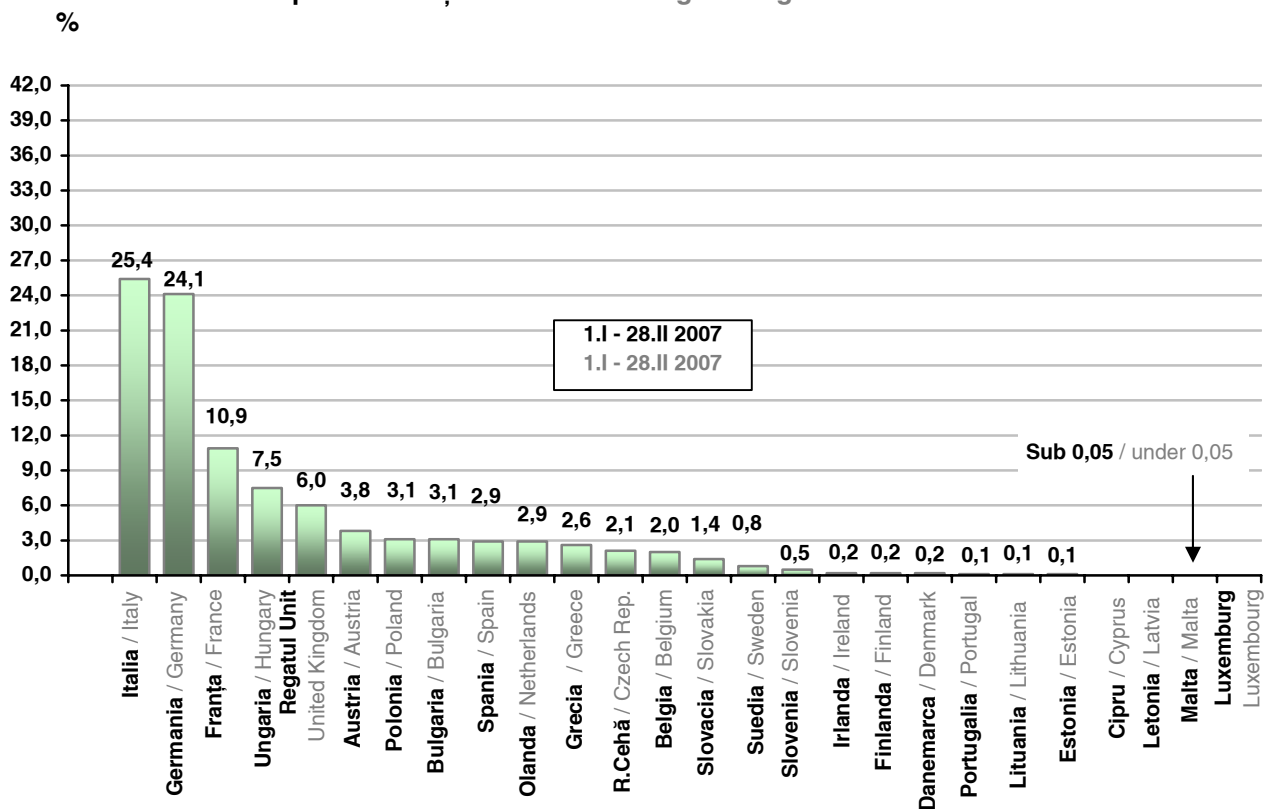


**EXPORTURILE FOB, IMPORTURILE CIF ȘI DEFICITUL FOB/CIF  
ÎN PERIOADA FEBRUARIE 2006 - FEBRUARIE 2007**  
EXPORTS (FOB), IMPORTS (CIF) AND FOB/CIF DEFICIT  
IN THE PERIOD FEBRUARY 2006 - FEBRUARIE 2007



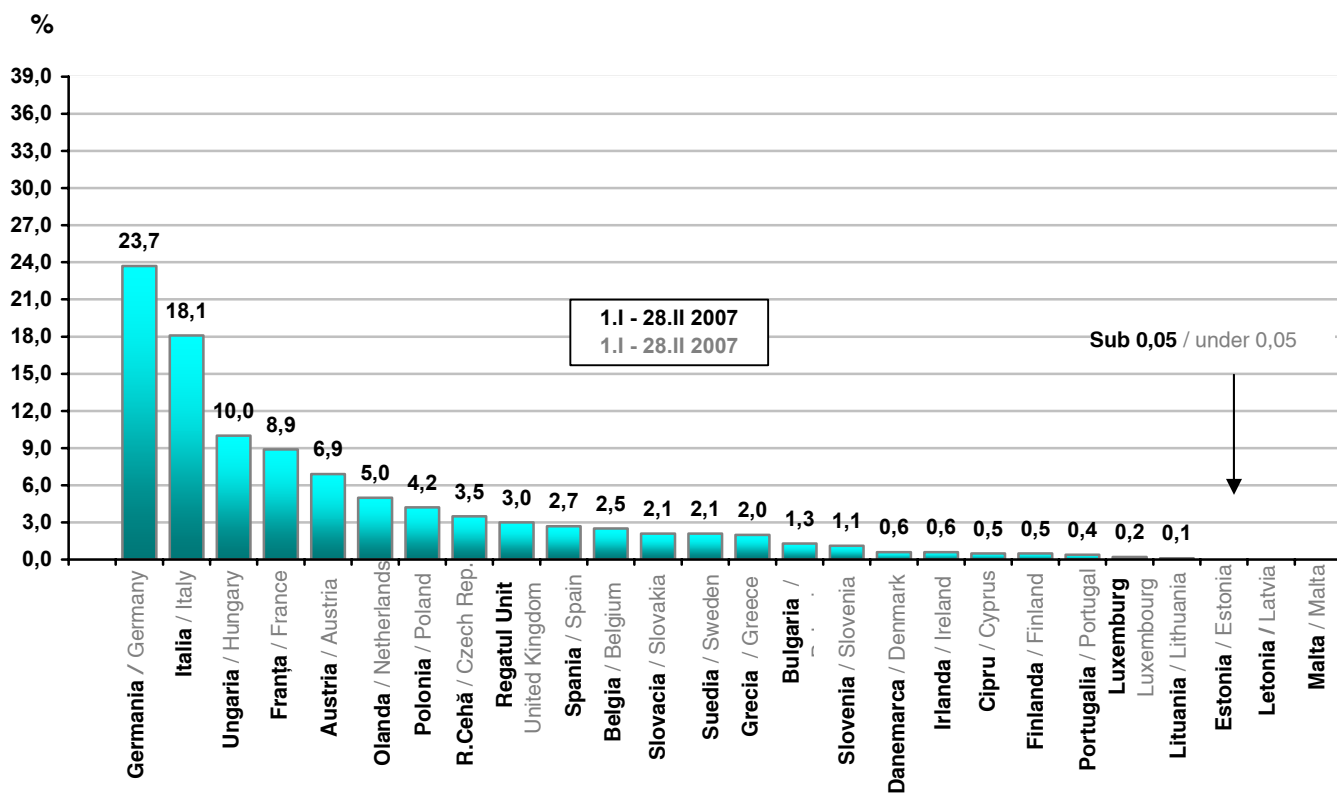
**EXPORTURILE (FOB) ÎN ȚĂRILE UNIUNII EUROPENE (UE)**  
**EXPORTS (FOB) TO THE EUROPEAN UNION'S COUNTRIES (EU)**

- ponderea față de total UE / weight as against total EU -



**IMPORTURILE (CIF) DIN ȚĂRILE UNIUNII EUROPENE (UE)**  
**IMPORTS (CIF) FROM THE EUROPEAN UNION'S COUNTRIES (EU)**

- ponderea față de total UE / weight as against total EU -



## 1. COMERȚUL INTERNAȚIONAL CU BUNURI - SERIE LUNARĂ

	2006 <sup>P)</sup>							
	Feb. Feb.	Mart. March	Apr. April	Mai May	Iun. June	Iul. July	Aug. Aug.	Sept. Sept.
	milioane lei / million lei							
<b>Exporturi FOB</b>	<b>7498,3</b>	<b>8191,3</b>	<b>6564,1</b>	<b>8062,5</b>	<b>8072,6</b>	<b>7884,0</b>	<b>7412,2</b>	<b>7786,5</b>
din care:								
INTRA UE	5351,5	5758,8	4459,4	5391,1	5633,6	5648,8	5001,9	5717,8
EXTRA UE	2146,8	2432,5	2104,7	2671,4	2439,0	2235,2	2410,3	2068,7
<b>Importuri CIF</b>	<b>10202,8</b>	<b>11522,4</b>	<b>10319,3</b>	<b>12343,5</b>	<b>12325,5</b>	<b>12246,3</b>	<b>12085,5</b>	<b>11930,2</b>
din care:								
INTRA UE	6607,4	7842,9	6937,3	8679,1	8719,0	8596,7	8086,2	8306,9
EXTRA UE	3595,4	3679,5	3382,0	3664,4	3606,5	3649,6	3999,3	3623,3
<b>Sold FOB / CIF</b>	<b>-2704,5</b>	<b>-3331,1</b>	<b>-3755,2</b>	<b>-4281,0</b>	<b>-4252,9</b>	<b>-4362,3</b>	<b>-4673,3</b>	<b>-4143,7</b>
din care:								
INTRA UE	-1255,9	-2084,1	-2477,9	-3288,0	-3085,4	-2947,9	-3084,3	-2589,1
EXTRA UE	-1448,6	-1247,0	-1277,3	-993,0	-1167,5	-1414,4	-1589,0	-1554,6
	milioane euro / million euro							
<b>Exporturi FOB</b>	<b>2104,0</b>	<b>2338,9</b>	<b>1872,5</b>	<b>2307,0</b>	<b>2280,3</b>	<b>2222,5</b>	<b>2062,3</b>	<b>2208,0</b>
din care:								
INTRA UE	1501,2	1644,4	1271,9	1543,8	1591,4	1592,4	1391,7	1621,4
EXTRA UE	602,8	694,5	600,6	763,2	688,9	630,1	670,6	586,6
<b>Importuri CIF</b>	<b>2866,3</b>	<b>3289,6</b>	<b>2944,7</b>	<b>3531,1</b>	<b>3481,9</b>	<b>3452,2</b>	<b>3362,5</b>	<b>3383,0</b>
din care:								
INTRA UE	1855,6	2239,1	1978,8	2483,8	2463,4	2423,4	2249,8	2355,6
EXTRA UE	1010,7	1050,5	965,9	1047,3	1018,5	1028,8	1112,7	1027,4
<b>Sold FOB / CIF</b>	<b>-762,3</b>	<b>-950,7</b>	<b>-1072,2</b>	<b>-1224,1</b>	<b>-1201,6</b>	<b>-1229,7</b>	<b>-1300,2</b>	<b>-1175,0</b>
din care:								
INTRA UE	-354,4	-594,7	-706,9	-940,0	-872,0	-831,0	-858,1	-734,2
EXTRA UE	-407,9	-356,0	-365,3	-284,1	-329,6	-398,7	-442,1	-440,8

P) Date provizorii.

P) Date revizuite.

Notă: Comerțul INTRA UE include expedierile / introducerile de bunuri către / din statele membre ale Uniunii Europene (UE – la structura din 2007).

Comerțul EXTRA UE include exporturile / importurile de bunuri către / din statele nemembre ale Uniunii Europene.

## 2. CURSUL DE SCHIMB LUNAR - LEI / EURO

	2006					
	Feb. Feb.	Mart. March	Apr. April	Mai May	Iun. June	Iul. July
	- lei / euro -					
- mediu	3,5404	3,5074	3,4911	3,5070	3,5482	3,5723
- la sfârșitul lunii	3,4814	3,5210	3,4743	3,5386	3,5686	3,5458

SURSA: Banca Națională a României.

## 1. INTERNATIONAL TRADE OF GOODS - MONTHLY SERIES

Oct. Oct.	Noi. Nov.	Dec. Dec.	2007			1.1-28.II.2007 în % față de 1.1-28.II.2006 in % as against 1.1-28.II.2006	
			Ian. <sup>P)</sup> Jan. <sup>P)</sup>	Feb. <sup>P)</sup> Feb. <sup>P)</sup>	1.1-28.II. <sup>P)</sup> 1.1-28.II. <sup>P)</sup>		
milioane lei / million lei							
<b>7981,7</b>	<b>8677,3</b>	<b>6849,8</b>	<b>6997,6</b>	<b>7879,3</b>	<b>14876,9</b>	<b>106,3</b>	Exports FOB
of which:							
5792,4	6404,9	4600,9	5118,6	5587,4	10706,0	106,0	INTRA EU
2189,3	2272,4	2248,9	1879,0	2291,9	4170,9	107,1	EXTRA EU
<b>13729,7</b>	<b>14348,2</b>	<b>14215,6</b>	<b>11208,3</b>	<b>12503,2</b>	<b>23711,5</b>	<b>124,7</b>	Imports CIF
of which:							
9679,1	10034,1	9621,9	7878,5	9075,5	16954,0	135,8	INTRA EU
4050,6	4314,1	4593,7	3329,8	3427,7	6757,5	103,4	EXTRA EU
<b>-5748,0</b>	<b>-5670,9</b>	<b>-7365,8</b>	<b>-4210,7</b>	<b>-4623,9</b>	<b>-8834,6</b>		FOB / CIF trade balance
of which:							
-3886,7	-3629,2	-5021,0	-2759,9	-3488,1	-6248,0		INTRA EU
-1861,3	-2041,7	-2344,8	-1450,8	-1135,8	-2586,6		EXTRA EU
milioane euro / million euro							
<b>2258,4</b>	<b>2463,9</b>	<b>1957,4</b>	<b>2058,0</b>	<b>2326,4</b>	<b>4384,4</b>	<b>113,0</b>	Exports FOB
of which:							
1638,9	1818,6	1314,8	1508,3	1651,9	3160,2	112,9	INTRA EU
619,5	645,3	642,6	549,7	674,5	1224,2	113,3	EXTRA EU
<b>3884,8</b>	<b>4074,1</b>	<b>4062,2</b>	<b>3295,7</b>	<b>3691,9</b>	<b>6987,6</b>	<b>132,3</b>	Imports CIF
of which:							
2738,7	2849,1	2749,5	2321,5	2683,2	5004,7	144,5	INTRA EU
1146,1	1225,0	1312,7	974,2	1008,7	1982,9	109,2	EXTRA EU
<b>-1626,4</b>	<b>-1610,2</b>	<b>-2104,8</b>	<b>-1237,7</b>	<b>-1365,5</b>	<b>-2603,2</b>		FOB / CIF trade balance
of which:							
-1099,8	-1030,5	-1434,7	-813,2	-1031,3	-1844,5		INTRA EU
-526,6	-579,7	-670,1	-424,5	-334,2	-758,7		EXTRA EU

P) Provisional data.

P) Revised data.

Note: INTRA EU trade includes dispatches / arrivals of goods to / from EU members states (at EU – 2007 structure).  
EXTRA EU trade includes exports / imports of goods to / from EU non-member states.

## 2. LEI / EURO - MONTHLY EXCHANGE RATE

Aug. Aug.	Sept. Sept.	Oct. Oct.	Noi. Nov.	Dec. Dec.	2007		
					Ian. Jan.	Feb. Feb.	
- lei / euro -							
3,5277	3,5270	3,5192	3,4954	3,4140	3,3937	3,3824	- average
3,5302	3,5334	3,5211	3,4344	3,3817	3,4084	3,3961	- end of month

SOURCE: National Bank of Romania.

3. EXPORTURILE FOB, IMPORTURILE CIF ȘI SOLDUL BALANȚEI COMERCIALE FOB / CIF PE PRINCIPALELE GRUPE DE ȚĂRI

	Februarie 2007 February 2007		
	Exporturi FOB FOB Exports	Importuri CIF CIF Imports	Sold FOB/CIF FOB/CIF Trade balance
	milioane lei / million lei		
<b>TOTAL</b>	<b>7879,3</b>	<b>12503,2</b>	<b>-4623,9</b>
Din care :			
<b>EUROPA</b>	<b>6942,2</b>	<b>11112,0</b>	<b>-4169,8</b>
<b>UNIUNEA EUROPEANĂ</b>	<b>5587,4</b>	<b>9075,5</b>	<b>-3488,1</b>
AELS	149,4	89,0	60,4
ALTE ȚĂRI DIN EUROPA	1205,5	1947,5	-742,0
<b>ASIA</b>	<b>511,5</b>	<b>961,0</b>	<b>-449,5</b>
ORIENTUL MIJLOCIU ȘI APROPIAT	279,9	135,4	144,5
ALTE ȚĂRI DIN ASIA	231,6	825,6	-594,0
<b>AFRICA</b>	<b>209,1</b>	<b>70,9</b>	<b>138,2</b>
AFRICA DE NORD	100,0	51,9	48,1
ALTE ȚĂRI DIN AFRICA	109,1	19,0	90,1
<b>AMERICA</b>	<b>213,1</b>	<b>260,3</b>	<b>-47,2</b>
AMERICA DE NORD	155,9	175,5	-19,6
AMERICA CENTRALĂ ȘI CARAIBEANĂ	30,4	25,8	4,6
AMERICA DE SUD	26,8	59,0	-32,2
<b>OCEANIA</b>	<b>2,6</b>	<b>95,5</b>	<b>-92,9</b>
	milioane euro / million euro		
<b>TOTAL</b>	<b>2326,4</b>	<b>3691,9</b>	<b>-1365,5</b>
Din care :			
<b>EUROPA</b>	<b>2050,6</b>	<b>3282,5</b>	<b>-1231,9</b>
<b>UNIUNEA EUROPEANĂ</b>	<b>1651,9</b>	<b>2683,2</b>	<b>-1031,3</b>
AELS	44,0	26,2	17,8
ALTE ȚĂRI DIN EUROPA	354,7	573,1	-218,4
<b>ASIA</b>	<b>150,5</b>	<b>282,8</b>	<b>-132,3</b>
ORIENTUL MIJLOCIU ȘI APROPIAT	82,4	39,8	42,6
ALTE ȚĂRI DIN ASIA	68,2	243,0	-174,8
<b>AFRICA</b>	<b>61,5</b>	<b>20,9</b>	<b>40,6</b>
AFRICA DE NORD	29,4	15,3	14,1
ALTE ȚĂRI DIN AFRICA	32,1	5,6	26,5
<b>AMERICA</b>	<b>62,7</b>	<b>76,6</b>	<b>-13,9</b>
AMERICA DE NORD	45,9	51,6	-5,7
AMERICA CENTRALĂ ȘI CARAIBEANĂ	9,0	7,6	1,4
AMERICA DE SUD	7,9	17,4	-9,5
<b>OCEANIA</b>	<b>0,8</b>	<b>28,1</b>	<b>-27,3</b>

3. FOB EXPORTS, CIF IMPORTS AND FOB / CIF TRADE BALANCE BY MAIN GROUPS OF COUNTRIES

	1.1-28.II.2007 1.1-28.II.2007		
	Exporturi FOB FOB Exports	Importuri CIF CIF Imports	Sold FOB/CIF FOB/CIF Trade balance
	milioane lei / million lei		
<b>TOTAL</b>	<b>14876,9</b>	<b>23711,5</b>	<b>-8834,6</b>
Of wich:			
<b>EUROPE</b>	<b>13185,4</b>	<b>20711,6</b>	<b>-7526,2</b>
<b>EUROPEAN UNION</b>	<b>10706,0</b>	<b>16954,0</b>	<b>-6248,0</b>
EFTA	325,7	171,8	153,9
OTHER EUROPEAN COUNTRIES	2153,7	3585,8	-1432,1
<b>ASIA</b>	<b>933,7</b>	<b>2122,3</b>	<b>-1188,6</b>
NEAR AND MIDDLE EAST	513,6	275,4	238,2
OTHER ASIAN COUNTRIES	420,2	1846,9	-1426,7
<b>AFRICA</b>	<b>324,8</b>	<b>115,7</b>	<b>209,1</b>
NORTH AFRICA	193,8	81,8	112,0
OTHER AFRICAN COUNTRIES	130,9	33,9	97,0
<b>AMERICA</b>	<b>425,3</b>	<b>605,8</b>	<b>-180,5</b>
NORTH AMERICA	322,2	366,9	-44,7
CENTRAL AMERICA AND CARIBBEAN	38,1	66,9	-28,8
SOUTH AMERICA	64,9	172,1	-107,2
<b>OCEANIA</b>	<b>4,7</b>	<b>119,3</b>	<b>-114,6</b>
	milioane euro / million euro		
<b>TOTAL</b>	<b>4384,4</b>	<b>6987,6</b>	<b>-2603,2</b>
Of wich:			
<b>EUROPE</b>	<b>3887,9</b>	<b>6107,6</b>	<b>-2219,7</b>
<b>EUROPEAN UNION</b>	<b>3160,2</b>	<b>5004,7</b>	<b>-1844,5</b>
EFTA	95,6	50,4	45,2
OTHER EUROPEAN COUNTRIES	632,2	1052,4	-420,2
<b>ASIA</b>	<b>274,1</b>	<b>622,6</b>	<b>-348,5</b>
NEAR AND MIDDLE EAST	150,7	80,8	69,9
OTHER ASIAN COUNTRIES	123,3	541,8	-418,5
<b>AFRICA</b>	<b>95,4</b>	<b>34,0</b>	<b>61,4</b>
NORTH AFRICA	56,9	24,0	32,9
OTHER AFRICAN COUNTRIES	38,5	10,0	28,5
<b>AMERICA</b>	<b>124,8</b>	<b>177,7</b>	<b>-52,9</b>
NORTH AMERICA	94,5	107,6	-13,1
CENTRAL AMERICA AND CARIBBEAN	11,2	19,6	-8,4
SOUTH AMERICA	19,0	50,4	-31,4
<b>OCEANIA</b>	<b>1,4</b>	<b>35,1</b>	<b>-33,7</b>

**4. TOPUL PRINCIPALELOR ȚĂRI PARTENERE<sup>1)</sup> LA EXPORT ÎN PERIOADA 1.I-28.II 2007**  
**TOP OF MAIN PARTNER COUNTRIES<sup>1)</sup> AT EXPORT IN THE PERIOD 1.I-28.II 2007**

Poziția Position	Țara Country	1.I-28.II 2007 1.I-28.II 2007		Pondere în total exporturi % Weigth in total exports %	1.I-28.II 2007 în % față de 1.I-28.II 2006 (la valori exprimate în lei)	1.I-28.II 2007 în % față de 1.I-28.II 2006 (la valori exprimate în euro)
		mil.lei mil.lei	mil.euro mil.euro		1.I-28.II 2007 in % as against 1.I-28.II 2006 (from values expressed in lei)	1.I-28.II 2007 in % as against 1.I-28.II 2006 (from values expressed in euro)
	<b>TOTAL</b> Total	<b>14876,9</b>	<b>4384,4</b>	<b>100,0</b>	<b>106,3</b>	<b>113,0</b>
1	Italia Italy	2715,9	801,7	18,3	102,4	109,1
2	Germania Germany	2581,1	761,9	17,3	119,5	127,2
3	Franța France	1170,7	345,6	7,9	115,2	122,7
4	Turcia Turkey	1153,7	338,6	7,8	120,6	127,4
5	Ungaria Hungary	800,3	236,2	5,4	122,9	130,8
6	Regatul Unit al Marii Britanii și Irlandei de Nord United Kingdom of Great Britain and Northern Ireland	645,0	190,4	4,3	96,2	102,4
7	Austria Austria	403,3	119,0	2,7	89,6	95,4
8	Polonia Poland	334,1	98,6	2,2	145,2	154,4
9	Bulgaria Bulgaria	327,1	96,6	2,2	77,7	82,8
10	Spania Spain	313,5	92,5	2,1	73,7	78,5
11	Olanda Netherlands	307,3	90,7	2,1	96,1	102,5
12	S.U.A. U.S.A.	301,5	88,4	2,0	63,6	67,3
13	Grecia Greece	279,0	82,4	1,9	82,0	87,4
14	R. Moldova Moldova, Republic of	251,5	73,9	1,7	173,5	183,3
15	Republica Cehă Czech Republic	227,3	67,1	1,5	144,7	154,0
16	Belgia Belgium	216,1	63,8	1,5	97,9	104,2
17	Ucraina Ukraine	212,0	62,3	1,4	159,5	169,3
18	Norvegia Norway	210,3	61,7	1,4	200,3	211,7
19	Federația Rusă Russian Federation	208,4	61,2	1,4	123,6	130,9
20	Emiratele Arabe Unite United Arab Emirates	196,2	57,7	1,3	84,0	88,4

<sup>1)</sup> Țara de destinație. / Destination country.



**5. TOPUL PRINCIPALELOR ȚĂRI PARTENERE<sup>1)</sup> LA IMPORT ÎN PERIOADA 1.I-28.II 2007**  
**TOP OF MAIN PARTNER COUNTRIES<sup>1)</sup> AT IMPORT IN THE PERIOD 1.I-28.II 2007**

Poziția Position	Țara Country	1.I-28.II 2007 1.I-28.II 2007		Pondere în total exporturi % Weigth in total exports %	1.I-28.II 2007 în % față de 1.I-28.II 2006 (la valori exprimate în lei)	1.I-28.II 2007 în % față de 1.I-28.II 2006 (la valori exprimate în euro)
		mil.lei mil.lei	mil.euro mil.euro		1.I-28.II 2007 in % as against 1.I-28.II 2006 (from values expressed in lei)	1.I-28.II 2007 in % as against 1.I-28.II 2006 (from values expressed in euro)
	<b>Total</b> Total	<b>23711,5</b>	<b>6987,6</b>	<b>100,0</b>	<b>124,7</b>	<b>132,3</b>
1	Germania Germany	4017,2	1185,9	16,9	138,7	147,5
2	Italia Italy	3063,0	904,2	12,9	116,9	124,3
3	Federația Rusă Russian Federation	1777,4	521,7	7,5	85,4	89,9
4	Ungaria Hungary	1694,8	500,3	7,1	140,3	149,4
5	Franța France	1508,3	445,2	6,4	122,1	130,0
6	Turcia Turkey	1222,7	358,9	5,2	149,8	158,5
7	Austria Austria	1165,4	344,0	4,9	119,8	127,6
8	Olanda Netherlands	851,1	251,2	3,6	159,1	169,1
9	Polonia Poland	719,7	212,5	3,0	162,0	172,4
10	Republica Cehă Czech Republic	601,1	177,4	2,5	143,3	152,5
11	R.P.Chineză China, People's Republic of	591,2	173,5	2,5	137,3	145,1
12	Kazahstan Kazakhstan	516,4	151,4	2,2	79,2	83,6
13	Regatul Unit al Marii Britanii și Irlandei de Nord United Kingdom of Great Britain and Northern Ireland	513,8	151,7	2,2	142,1	151,1
14	Spania Spain	464,0	137,0	2,0	130,2	138,6
15	Belgia Belgium	430,8	127,2	1,8	137,5	146,2
16	Slovacia Slovakia	351,7	103,8	1,5	168,8	179,6
17	Suedia Sweden	349,1	103,0	1,5	259,2	276,3
18	Grecia Greece	346,5	102,3	1,5	146,2	155,5
19	Ucraina Ukraine	339,2	99,5	1,4	139,3	147,4
20	S.U.A. U.S.A.	296,1	86,9	1,2	112,3	119,1

<sup>1)</sup> Țara de expediție pentru importuri intracomunitare și țara de origine pentru importuri extracomunitare. / Consignment country for intracommunity imports and origin country for extracommunity imports.

## 6. EXPORTURILE FOB ȘI IMPORTURILE CIF PE GRUPE DE ȚĂRI ȘI ȚĂRI

## 6. FOB EXPORTS AND CIF IMPORTS BY GROUPS OF COUNTRIES AND BY COUNTRIES

## EXPORTURI / EXPORTS

	Februarie 2007 February 2007		1.1-28.II.2007 1.1-28.II.2007	
	mil. euro million euro	în % față de februarie 2006 in % as against February 2006	mil. euro million euro	în % față de 1.1-28.II. 2006 in % as against 1.1-28.II.2006
<b>TOTAL</b>	<b>2326,4</b>	<b>110,6</b>	<b>4384,4</b>	<b>113,0</b>
<b>EUROPA</b>	<b>2050,6</b>	<b>112,8</b>	<b>3887,9</b>	<b>116,1</b>
<b>UNIUNEA EUROPEANĂ</b>	<b>1651,9</b>	<b>110,0</b>	<b>3160,2</b>	<b>112,9</b>
Austria	59,3	94,8	119,0	95,4
Belgia	32,9	103,9	63,8	104,2
Bulgaria	56,7	97,9	96,6	82,8
Republica Cehă	35,4	152,1	67,1	154,0
Cipru	0,4	89,8	1,4	128,0
Danemarca	2,5	68,9	6,0	81,6
Estonia	1,4	620,9	1,9	347,5
Franța	187,1	126,5	345,6	122,7
Finlanda	3,2	165,6	6,8	189,7
Germania	394,3	122,6	761,9	127,2
Grecia	45,7	92,2	82,4	87,4
Irlanda	4,4	105,1	7,7	131,8
Italia	433,7	107,1	801,7	109,1
Letonia	0,4	85,9	0,7	112,2
Lituania	1,0	80,3	2,6	112,4
Luxemburg	0,2	59,8	0,3	54,0
Malta	0,1	0,9	0,6	4,5
Olanda	38,8	87,0	90,7	102,5
Polonia	48,6	136,5	98,6	154,4
Portugalia	1,4	29,2	2,8	44,4
Slovacia	21,8	175,5	42,8	180,7
Slovenia	7,8	77,1	16,4	68,9
Spania	44,4	71,2	92,5	78,5
Suedia	12,6	130,1	23,6	135,1
Regatul Unit al Marii Britanii și Irlandei de Nord	100,6	102,6	190,4	102,4
Ungaria	117,1	118,8	236,2	130,8
Țări nespecificate INTRA UE	-	-	-	-
<b>AELS</b>	<b>44,0</b>	<b>134,1</b>	<b>95,6</b>	<b>186,2</b>
Islanda	0,9	32,1 ori (times)	1,0	513,0
Liechtenstein	0,1	432,2	0,1	311,6
Norvegia	25,1	119,0	61,7	211,7
Elveția	17,9	153,4	32,8	149,2
<b>ALTE ȚĂRI DIN EUROPA</b>	<b>354,7</b>	<b>125,1</b>	<b>632,2</b>	<b>126,4</b>
din care:				
Albania	3,1	85,7	6,4	159,0
Belarus	1,1	277,8	1,7	260,4
Bosnia - Herțegovina	4,3	60,1	8,1	38,2
Croația	6,8	56,7	9,3	50,5
Federația Rusă	36,4	150,4	61,2	130,9
Moldova	51,8	213,9	73,9	183,3
Republica Macedonia	2,1	113,9	6,7	243,5
Serbia	27,9	90,1	54,8	99,1
Turcia	178,4	113,2	338,6	127,4
Ucraina	37,5	220,4	62,3	169,3

\*) Valori sub 0,05.

## IMPORTURI / IMPORTS

	Februarie 2007 February 2007		1.1-28.II.2007 1.1-28.II.2007		
	mil. euro million euro	în % față de februarie 2006 in % as against February 2006	mil. euro million euro	în % față de 1.1-28.II. 2006 in % as against 1.1-28.II.2006	
<b>TOTAL</b>	<b>3691,9</b>	<b>128,8</b>	<b>6987,6</b>	<b>132,3</b>	<b>TOTAL</b>
<b>EUROPE</b>	<b>3282,5</b>	<b>135,9</b>	<b>6107,6</b>	<b>137,2</b>	<b>EUROPE</b>
<b>UNIUNEA EUROPEANĂ</b>	<b>2683,2</b>	<b>144,6</b>	<b>5004,7</b>	<b>144,5</b>	<b>EUROPEAN UNION</b>
Austria	180,6	129,6	344,0	127,6	Austria
Belgia	73,6	157,9	127,2	146,2	Belgium
Bulgaria	35,7	147,3	62,8	124,9	Bulgaria
Republica Cehă	93,3	152,0	177,4	152,5	Czech Republic
Cipru	15,5	175,1	26,5	188,2	Cyprus
Danemarca	15,6	160,9	30,9	189,4	Denmark
Estonia	0,4	189,9	0,9	169,8	Estonia
Franța	234,1	133,0	445,2	130,0	France
Finlanda	13,5	378,5	23,6	227,9	Finland
Germania	648,0	145,9	1185,9	147,5	Germany
Grecia	57,1	154,5	102,3	155,5	Greece
Irlanda	15,9	560,7	28,2	467,2	Ireland
Italia	487,7	123,7	904,2	124,3	Italy
Latvia	0,5	94,0	0,9	108,7	Latvia
Lituania	1,7	89,6	3,7	106,9	Lithuania
Luxemburg	4,7	311,0	9,4	361,2	Luxembourg
Malta	*)	176,5	0,1	6,6	Malta
Netherlands	136,3	163,3	251,2	169,1	Netherlands
Poland	113,9	173,5	212,5	172,4	Poland
Portugal	10,3	214,1	17,8	214,6	Portugal
Slovakia	46,3	153,6	103,8	179,6	Slovakia
Slovenia	27,0	150,0	53,8	151,7	Slovenia
Spain	70,7	128,8	137,0	138,6	Spain
Sweden	46,2	259,7	103,0	276,3	Sweden
United Kingdom of Great Britain and Northern Ireland	82,7	149,4	151,7	151,1	United Kingdom of Great Britain and Northern Ireland
Hungary	271,8	156,5	500,3	149,4	Hungary
Not specified countries INTRA UE	0,3	-	0,5	-	Not specified countries INTRA UE
<b>EFTA</b>	<b>26,2</b>	<b>81,1</b>	<b>50,4</b>	<b>79,3</b>	<b>EFTA</b>
Iceland	0,1	863,6	0,2	13,8 ori (times)	Iceland
Liechtenstein	*)	182,2	*)	106,8	Liechtenstein
Norway	8,4	180,6	14,4	146,2	Norway
Switzerland	17,6	63,8	35,8	66,6	Switzerland
<b>OTHER EUROPEAN COUNTRIES</b>	<b>573,1</b>	<b>108,8</b>	<b>1052,4</b>	<b>113,8</b>	<b>OTHER EUROPEAN COUNTRIES</b>
of which:					of which:
Albania	-	-	-	-	Albania
Belarus	4,7	82,0	7,7	69,8	Belarus
Bosnia-Herzegovina	1,9	81,4	3,8	99,9	Bosnia-Herzegovina
Croatia	3,9	116,8	9,4	143,5	Croatia
Russian Federation	286,8	86,7	521,7	89,9	Russian Federation
Moldova, Republic of	13,0	138,9	22,6	154,7	Moldova, Republic of
Republic of Macedonia	1,3	105,2	2,4	161,1	Republic of Macedonia
Serbia	14,1	203,5	23,8	198,6	Serbia
Turkey	203,7	156,1	358,9	158,5	Turkey
Ukraine	42,0	116,2	99,5	147,4	Ukraine

\*) Values under 0.05.

## 6. EXPORTURILE FOB ȘI IMPORTURILE CIF PE GRUPE DE ȚĂRI ȘI ȚĂRI

## 6. FOB EXPORTS AND CIF IMPORTS BY GROUPS OF COUNTRIES AND BY COUNTRIES

## EXPORTURI / EXPORTS - continuare / continued -

	Februarie 2007 February 2007		1.1-28.II.2007 1.1-28.II.2007	
	mil. euro million euro	în % față de februarie 2006 in % as against February 2006	mil. euro million euro	în % față de 1.1-28.II. 2006 in % as against 1.1-28.II.2006
<b>ASIA</b>	<b>150,5</b>	<b>100,1</b>	<b>274,1</b>	<b>98,8</b>
<b>ORIENTUL MIJLOCIU ȘI APROPIAT</b>	<b>82,4</b>	<b>77,4</b>	<b>150,7</b>	<b>78,2</b>
din care:				
Arabia Saudită	6,2	55,9	12,1	81,3
Emiratele Arabe Unite	48,3	114,2	57,7	88,4
Iordania	0,7	41,3	1,9	59,9
Republica Islamică Iran	2,4	196,2	5,1	162,7
Liban	3,6	30,7	14,6	49,1
Siria	6,2	97,6	13,3	108,8
Yemen	0,1	237,0	13,6	950,6
Georgia	0,1	0,4	7,7	20,7
Armenia	1,4	631,0	1,9	666,1
Azerbaidjan	0,1	65,9	0,3	94,3
Irak	1,2	69,7 ori (times)	1,6	88,8 ori (times)
Israel	6,0	54,0	10,1	53,8
<b>ALTE ȚĂRI DIN ASIA</b>	<b>68,2</b>	<b>154,8</b>	<b>123,3</b>	<b>145,7</b>
din care:				
China, Regiunea Administrativă Specială Hong-Kong	1,3	27,8	2,0	40,0
R.Coreea	2,4	112,0	4,2	100,5
Malaezia	0,7	105,8	1,3	28,5
Singapore	1,7	33,4	7,8	113,1
Taiwan	0,7	78,3	0,9	67,4
Thailanda	1,0	162,5	2,1	182,2
R.P.Chineză	10,9	109,2	20,5	103,9
India	32,3	287,9	51,7	215,7
Indonezia	0,3	37,0	0,3	38,4
Japonia	8,1	210,2	16,9	193,3
Pakistan	0,4	161,2	0,9	161,5
Sri-Lanka	0,2	54,1	0,3	73,7
Kazahstan	2,6	241,3	4,1	193,2
Tadjikistan	-	-	-	-
Turkmenistan	0,6	38,6 ori (times)	1,2	33,9 ori (times)
Uzbekistan	4,4	249,8	7,4	207,1
<b>AFRICA</b>	<b>61,5</b>	<b>140,9</b>	<b>95,4</b>	<b>114,2</b>
<b>AFRICA DE NORD</b>	<b>29,4</b>	<b>95,1</b>	<b>56,9</b>	<b>110,7</b>
din care:				
Algeria	6,3	123,0	7,8	88,1
Egipt	17,1	109,4	37,4	172,2
Marea Jamahirie Arabă Libiană Populară Socialistă	0,7	25,6	1,6	47,9
Maroc	3,2	54,9	7,5	50,7
Tunisia	2,1	124,0	2,6	93,4

\*) Valori sub 0,05.

## IMPORTURI / IMPORTS - continuare / continued -

	Februarie 2007 February 2007		1.1-28.II.2007 1.1-28.II.2007	
	mil. euro million euro	în % față de februarie 2006 in % as against February 2006	mil. euro million euro	în % față de 1.1-28.II. 2006 in % as against 1.1-28.II.2006
<b>ASIA</b>	<b>282,8</b>	<b>88,4</b>	<b>622,6</b>	<b>108,9</b>
<b>NEAR AND MIDDLE EAST</b>	<b>39,8</b>	<b>55,6</b>	<b>80,8</b>	<b>66,6</b>
of which:				
*)	42,4	0,4	19,6 ori (times)	
Saudi Arabia	0,3	221,4	0,5	185,7
United Arab Emirates	0,3	118,7	0,4	97,7
Jordan	19,9	25,3 ori (times)	45,5	235,6
Iran, Islamic Republic of	0,1	196,6	0,2	26,8
Lebanon	0,9	171,8	1,2	165,4
Syrian Arab Republic	-	-	-	-
Yemen	-	-	*)	0,2
Georgia	*)	-	0,1	-
Armenia	0,1	0,1	6,6	9,3
Azerbaijan	-	-	-	-
Irak	18,2	176,7	25,8	118,5
Israel				
<b>OTHER ASIAN COUNTRIES</b>	<b>243,0</b>	<b>97,9</b>	<b>541,8</b>	<b>120,3</b>
of which:				
China, Special Administrative Region Hong-Kong	1,3	194,4	2,7	220,2
Republic of Korea	34,0	99,8	52,7	87,3
Malaysia	2,8	98,3	5,2	88,7
Singapore	1,0	54,3	2,0	58,3
Taiwan	10,8	155,4	20,9	134,5
Thailand	4,8	151,2	7,8	105,4
China, People's Republic of	86,8	132,0	173,5	145,1
India	20,2	332,8	39,8	317,7
Indonesia	3,4	73,9	6,2	90,7
Japan	19,8	146,3	34,7	115,6
Pakistan	0,6	93,0	1,4	139,8
Sri-Lanka	0,2	465,2	0,3	418,9
Kazahstan	52,5	49,8	151,4	83,6
Tajikistan	0,1	-	0,3	193,5
Turkmenistan	1,2	720,5	3,1	10,8 ori (times)
Uzbekistan	0,1	169,3	32,6	926,0 ori (times)
<b>AFRICA</b>	<b>20,9</b>	<b>273,7</b>	<b>34,0</b>	<b>142,4</b>
<b>NORTH AFRICA</b>	<b>15,3</b>	<b>484,5</b>	<b>24,0</b>	<b>175,5</b>
of which:				
Algeria	-	-	-	-
Egypt	8,1	325,5	9,0	69,4
Lybian Arab Jamahiriya	6,8	19,8 ori (times)	13,2	38,5 ori (times)
Marocco	0,2	154,5	1,6	11,2 ori (times)
Tunisia	0,1	79,8	0,2	84,4

\*) Values under 0.05.

## 6. EXPORTURILE FOB ȘI IMPORTURILE CIF PE GRUPE DE ȚĂRI ȘI ȚĂRI

## 6. FOB EXPORTS AND CIF IMPORTS BY GROUPS OF COUNTRIES AND BY COUNTRIES

## EXPORTURI / EXPORTS - continuare / continued -

	Februarie 2007 February 2007		1.1-28.II.2007 1.1-28.II.2007	
	mil. euro million euro	în % față de februarie 2006 in % as against February 2006	mil. euro million euro	în % față de 1.1-28.II. 2006 in % as against 1.1-28.II.2006
<b>ALTE ȚĂRI DIN AFRICA</b>	<b>32,1</b>	<b>252,4</b>	<b>38,5</b>	<b>119,9</b>
din care:				
Camerun	0,6	72,6	2,3	122,9
Gabon	0,1	-	0,4	700,7
Guineea	-	-	*)	85,0
Sudan	0,6	10,3	1,7	20,3
Coasta de Fildeș	*)	31,7	*)	24,6
Nigeria	3,1	87,3	5,2	85,8
Africa de Sud	0,2	20,9	0,4	35,1
Etiopia	-	-	0,1	68,3
Kenya	3,0	104,4 ori (times)	3,0	24,3
<b>AMERICA</b>	<b>62,7</b>	<b>69,6</b>	<b>124,8</b>	<b>76,3</b>
<b>AMERICA DE NORD</b>	<b>45,9</b>	<b>57,4</b>	<b>94,5</b>	<b>67,1</b>
din care:				
S.U.A.	42,1	55,9	88,4	67,3
Canada	3,8	82,4	6,1	64,9
<b>AMERICA CENTRALĂ ȘI CARAIBEANĂ</b>	<b>9,0</b>	<b>384,2</b>	<b>11,2</b>	<b>212,3</b>
din care:				
Cuba	-	-	*)	13,9
Statele Unite Mexicane	2,6	250,2	4,5	180,5
Panama	*)	81,7	0,2	211,5
<b>AMERICA DE SUD</b>	<b>7,9</b>	<b>99,8</b>	<b>19,0</b>	<b>109,6</b>
din care:				
Argentina	0,3	302,7	0,6	321,0
Brazilia	1,4	107,0	2,8	95,0
Chile	0,1	5,8	0,1	6,0
Columbia	6,0	134,6	11,1	92,4
Ecuador	*)	52,1	*)	41,8
Peru	*)	1,4	*)	1,3
Venezuela	0,1	16,6	4,5	757,1
<b>OCEANIA</b>	<b>0,8</b>	<b>215,2</b>	<b>1,4</b>	<b>173,0</b>
din care:				
Australia	0,7	291,4	1,1	192,8
<b>ȚĂRI NESPECIFICATE EXTRA UE</b>	<b>0,2</b>	<b>11,0</b>	<b>0,9</b>	<b>22,0</b>
<b>ALTE GRUPĂRI DE ȚĂRI</b>				
<b>ȚĂRI DIN BAZINUL MEDITERANEAN-UE</b>	<b>269,3</b>	<b>97,9</b>	<b>521,8</b>	<b>108,1</b>
<b>OPEC</b>	<b>74,1</b>	<b>104,7</b>	<b>105,2</b>	<b>97,2</b>
<b>OECD - UE</b>	<b>282,0</b>	<b>101,6</b>	<b>555,4</b>	<b>117,2</b>
<b>CSI</b>	<b>84,2</b>	<b>137,0</b>	<b>147,7</b>	<b>115,6</b>

\*) Valori sub 0,05.

## IMPORTURI / IMPORTS - continuare / continued -

	Februarie 2007 February 2007		1.1-28.II.2007 1.1-28.II.2007	
	mil. euro million euro	în % față de februarie 2006 in % as against February 2006	mil. euro million euro	în % față de 1.1-28.II. 2006 in % as against 1.1-28.II.2006
<b>OTHER AFRICAN COUNTRIES</b>	<b>5,6</b>	<b>125,0</b>	<b>10,0</b>	<b>97,8</b>
of which:				
Camerun	-	-	*)	32,5
Gabon	-	-	-	-
Guineea	-	-	1,2	18,2
Sudan	-	-	-	-
Ivory Coast	0,4	329,2	0,8	172,9
Nigeria	-	-	-	-
South Africa	4,0	488,8	5,7	463,4
Ethiopia	0,2	251,0	0,3	115,6
Kenya	0,1	46,0	0,2	92,8
<b>AMERICA</b>	<b>76,6</b>	<b>86,4</b>	<b>177,7</b>	<b>108,1</b>
<b>NORTH AMERICA</b>	<b>51,6</b>	<b>111,4</b>	<b>107,6</b>	<b>111,4</b>
of which:				
U.S.A.	45,6	127,0	86,9	119,1
Canada	6,1	58,1	20,8	87,6
<b>CENTRAL AMERICA AND CARIBBEAN</b>	<b>7,6</b>	<b>167,3</b>	<b>19,6</b>	<b>254,4</b>
of which:				
Cuba	-	254,5	0,1	143,4
Mexico	2,9	436,9	12,5	560,3
Panama	-	-	-	-
<b>SOUTH AMERICA</b>	<b>17,4</b>	<b>45,9</b>	<b>50,4</b>	<b>84,0</b>
of which:				
Argentina	3,1	263,6	6,2	260,2
Brazil	5,7	17,8	27,9	59,5
Chile	0,2	235,6	0,2	268,2
Colombia	0,4	104,3	1,0	116,3
Ecuador	7,2	186,7	11,4	139,2
Peru	0,6	144,7	1,5	133,1
Venezuela	-	-	1,9	969,0
<b>OCEANIA</b>	<b>28,1</b>	<b>439,7</b>	<b>35,1</b>	<b>297,4</b>
of which:				
Australia	28,0	443,2	34,9	302,0
<b>NOT SPECIFIED COUNTRIES EXTRA</b>	<b>1,0</b>	<b>3,5</b>	<b>10,7</b>	<b>19,3</b>
<b>OTHER GROUPS OF COUNTRIES</b>				
<b>MEDITERRANEAN BASIN COUNTRIES-EU</b>	<b>259,7</b>	<b>163,6</b>	<b>450,0</b>	<b>156,3</b>
<b>OPEC</b>	<b>30,4</b>	<b>507,6</b>	<b>67,8</b>	<b>250,6</b>
<b>OECD - UE</b>	<b>366,3</b>	<b>138,9</b>	<b>651,9</b>	<b>132,7</b>
<b>CIS</b>	<b>387,6</b>	<b>72,0</b>	<b>823,0</b>	<b>89,6</b>

\*) Values under 0.05.

7. EXPORTURILE FOB PE SECȚIUNI CONFORM CLASIFICĂRII STANDARD DE COMERȚ INTERNAȚIONAL (CSCI REV. 4)<sup>1)</sup>

COD CSCI REV.4		2006 <sup>P)</sup>							
		Feb. Feb.	Mart. March	Apr. April	Mai May	Iun. June	Iul. July	Aug. Aug.	Sept. Sept.
		milioane euro / million euro							
	<b>TOTAL</b>	<b>2104,0</b>	<b>2338,9</b>	<b>1872,5</b>	<b>2307,0</b>	<b>2280,3</b>	<b>2222,5</b>	<b>2062,3</b>	<b>2208,0</b>
<b>0</b>	<b>Produse alimentare și animale vii</b>	<b>37,1</b>	<b>36,5</b>	<b>33,0</b>	<b>26,5</b>	<b>42,5</b>	<b>45,1</b>	<b>64,1</b>	<b>66,4</b>
00	Animale vii	7,9	10,4	14,0	10,6	12,7	12,8	18,2	17,2
01	Carne și preparate din carne	2,0	2,5	3,1	2,6	3,3	3,0	3,3	4,1
02	Produse lactate și ouă de păsări	0,8	1,2	1,2	2,0	2,2	1,4	1,7	1,4
03	Pește, crustacee, moluște	0,2	0,4	0,2	*)	*)	0,1	0,2	0,4
04	Cereale și preparate pe bază de cereale	17,0	13,8	8,4	4,3	12,3	13,5	17,5	17,0
05	Legume și fructe	3,0	3,2	1,6	2,2	7,3	8,3	15,0	15,9
06	Zahăr, preparate pe bază de zahăr și miere	1,3	1,0	0,8	0,9	1,4	3,2	5,4	5,9
07	Cafea, ceai, cacao, condimente și înlocuitori ai acestora	1,4	1,1	1,0	0,9	0,9	1,2	1,3	2,2
08	Hrană destinată animalelor (exclusiv cereale nemăcinată)	2,3	1,3	1,4	1,0	0,8	0,7	0,6	0,6
09	Diverse produse și preparate alimentare	1,1	1,7	1,3	1,9	1,5	1,0	1,0	1,7
<b>1</b>	<b>Băuturi și tutun</b>	<b>2,5</b>	<b>3,3</b>	<b>2,9</b>	<b>3,5</b>	<b>3,9</b>	<b>4,0</b>	<b>5,2</b>	<b>3,6</b>
11	Băuturi	1,9	2,6	2,4	2,7	3,0	3,1	4,3	2,9
12	Tutun brut și prelucrat	0,6	0,7	0,5	0,8	0,9	0,9	0,9	0,6
<b>2</b>	<b>Materiale crude, necomestibile, exclusiv combustibil</b>	<b>103,9</b>	<b>114,6</b>	<b>116,1</b>	<b>142,2</b>	<b>129,0</b>	<b>119,7</b>	<b>118,1</b>	<b>140,5</b>
21	Piei crude, piei tăbăcite și blănuri brute	1,0	1,2	1,3	3,2	2,5	1,7	1,6	1,9
22	Semințe și fructe oleaginoase	12,5	4,4	5,9	4,7	3,3	9,0	9,7	33,0
23	Cauciuc brut (inclusiv cauciuc sintetic și regenerat)	0,1	0,1	0,1	0,2	0,3	0,2	0,3	0,3
24	Lemn și plută	37,9	44,0	38,3	47,3	43,3	38,3	42,8	39,4
25	Pastă de hârtie și deșeurile de hârtie	0,1	0,1	0,2	0,1	0,1	0,2	0,3	0,1
26	Fibre textile (cu excepția lână în fuior și a lânii pieptănate) și deșeurile lor (neprelucrate în fire sau țesături)	1,6	1,7	1,7	2,4	2,8	2,4	2,2	2,9
27	Îngrășăminte naturale și minerale naturale (exclusiv cărbune, petrol și pietre prețioase)	1,8	1,3	2,5	1,2	1,7	1,2	1,1	1,7
28	Minerale metalifere și deșeurile de metale	48,0	60,9	64,9	81,1	73,6	65,4	58,5	60,0
29	Alte materii brute de origine animală sau vegetală	0,8	0,9	1,2	1,9	1,4	1,4	1,5	1,2
<b>3</b>	<b>Combustibili minerali, lubrifianți și materiale conexe</b>	<b>272,3</b>	<b>280,9</b>	<b>251,6</b>	<b>257,4</b>	<b>231,1</b>	<b>226,8</b>	<b>244,4</b>	<b>158,1</b>
32	Cărbune, cocs și brichete	*)	2,2	*)	*)	*)	*)	-	*)
33	Petrol, produse petroliere și produse înrudite	244,6	252,7	231,0	236,5	214,6	210,4	226,2	141,6
34	Gaz și produse industriale obținute din gaz	9,5	8,5	8,4	10,3	6,7	6,9	7,5	5,5
35	Energie electrică	18,2	17,6	12,2	10,6	9,7	9,6	10,7	10,9

<sup>P)</sup> Date provizorii.

<sup>R)</sup> Date revizuite.

<sup>\*)</sup> Valori sub 0,05.

<sup>1)</sup> Datele pentru anul 2006 au fost recalulate în conformitate cu CSCI Rev.4.

7. EXPORTS FOB BY SECTIONS ACCORDING TO STANDARD INTERNATIONAL TRADE CLASSIFICATION (SITC REV. 4)<sup>1)</sup>

Oct. Oct.	Noi. Nov.	Dec. Dec.	2007			1.1-28.II.2007 în % față de 1.1-28.II.2006 în % as against 1.1-28.II.2006	CODE SITC REV.4
			Ian. <sup>R)</sup> Jan. <sup>R)</sup>	Feb. <sup>P)</sup> Feb. <sup>P)</sup>	1.1-28.II. <sup>P)</sup> 1.1-28.II. <sup>P)</sup>		
milioane euro / million euro							
<b>2258,4</b>	<b>2463,9</b>	<b>1957,4</b>	<b>2058,0</b>	<b>2326,4</b>	<b>4384,4</b>	<b>113,0</b>	<b>TOTAL</b>
<b>65,9</b>	<b>57,0</b>	<b>60,8</b>	<b>28,4</b>	<b>33,1</b>	<b>61,6</b>	<b>94,4</b>	<b>Food and live animals</b>
12,8	14,4	15,8	5,6	9,3	14,9	103,8	Live animals
4,1	4,0	3,2	2,8	3,5	6,3	170,3	Meat preparations
1,5	1,2	0,9	0,9	1,0	1,9	144,5	Dairy products and birds eggs
0,3	0,5	0,3	0,3	0,4	0,7	121,5	Fish, crustaceans, mollusks
22,8	13,9	21,6	10,4	9,1	19,5	69,0	Cereals and cereal preparations
11,3	10,9	7,4	3,8	4,1	7,9	127,3	Vegetables and fruit
6,1	5,1	5,4	1,7	1,5	3,3	156,6	Sugars, sugar preparations and honey
							Coffee, tea, cocoa, spices and manufactures thereof
3,0	3,1	1,8	1,0	0,9	2,0	69,7	
2,1	1,7	2,5	0,4	1,1	1,5	42,7	Feeding stuff for animals (not including unmilled cereals)
2,0	2,2	1,8	1,4	2,1	3,5	158,7	Miscellaneous edible products and preparations
<b>4,5</b>	<b>5,3</b>	<b>5,6</b>	<b>8,6</b>	<b>10,0</b>	<b>18,6</b>	<b>424,9</b>	<b>Beverages and tobacco</b>
3,6	4,0	4,2	2,8	3,9	6,7	196,3	Beverages
0,9	1,3	1,4	5,9	6,1	11,9	12,2 ori (times)	Tobacco and tobacco manufactures
<b>149,5</b>	<b>140,0</b>	<b>117,0</b>	<b>100,4</b>	<b>115,9</b>	<b>216,2</b>	<b>119,0</b>	<b>Crude materials, inedible, except fuels</b>
2,0	2,2	2,4	2,6	2,4	5,0	163,4	Hides, skins and fur skins, raw
35,3	32,8	16,4	9,3	12,5	21,8	112,1	Oil seeds and oleaginous fruit
0,4	0,2	0,1	0,1	0,1	0,1	92,4	Raw rubber (including synthetic and reclaimed)
44,7	44,5	41,3	39,1	37,5	76,7	110,5	Cork and wood
0,1	0,1	0,1	*)	0,1	0,2	60,8	Pulp and waste paper
							Textile fibres (other than wool tops and wool yarn combed) and their wastes (not manufactured into or fabric)
2,5	2,4	1,8	1,7	2,7	4,4	140,1	
							Crude fertilizers and minerals (excluding coal, petroleum and precious stones)
1,8	2,0	1,5	1,3	1,6	2,8	73,1	
61,1	54,9	52,3	45,4	57,8	103,2	127,5	Metalliferous ores and metal scrap
1,6	0,9	1,1	0,8	1,2	2,0	146,8	Crude animal and vegetable materials, n.e.s.
<b>137,2</b>	<b>146,5</b>	<b>169,1</b>	<b>130,1</b>	<b>167,0</b>	<b>297,1</b>	<b>60,2</b>	<b>Mineral fuels, lubricants and related materials</b>
*)	0,5	*)	*)	*)	*)	47,5	Coal, coke and briquettes
119,6	123,6	147,0	111,7	145,9	257,6	58,8	Petroleum, petroleum products and related ateria
4,9	5,0	3,6	2,9	4,2	7,1	41,4	Gas, natural and manufactured
12,6	17,5	18,5	15,5	16,9	32,4	84,0	Electric current

<sup>P)</sup> Provisional data.

<sup>R)</sup> Revised data.

<sup>\*)</sup> Values under 0.05.

<sup>1)</sup> Data for the year 2006 were recalculated according to the SITC Rev.4.

7. EXPORTURILE FOB PE SECȚIUNI CONFORM CLASIFICĂRII STANDARD DE COMERȚ INTERNAȚIONAL (CSCI REV. 4)<sup>1)</sup>

- continuare -

COD CSCI REV.4		2006 <sup>2)</sup>							
		Feb. Feb.	Mart. March	Apr. April	Mai May	Iun. June	Iul. July	Aug. Aug.	Sept. Sept.
		milioane euro / million euro							
4	<b>Oleiuri, grăsimi și ceară de origine animală și vegetală</b>	<b>1,2</b>	<b>2,8</b>	<b>2,2</b>	<b>4,8</b>	<b>7,5</b>	<b>7,9</b>	<b>4,9</b>	<b>7,5</b>
41	Oleiuri și grăsimi de origine animală	0,4	0,5	0,3	0,5	0,2	0,4	0,4	0,8
42	Grăsimi și oleiuri vegetale fixate, brute, rafinate fracționate	0,8	2,3	1,9	4,4	7,3	7,5	4,4	6,6
43	Alte oleiuri și grăsimi animale sau vegetale prelucrate; ceară de origine animală sau vegetală, amestecuri sau preparate necomestibile din oleiuri animale sau vegetale	*)	-	*)	*)	-	*)	0,1	0,1
5	<b>Produse chimice și produse conexe nespecificate în altă parte</b>	<b>118,1</b>	<b>129,1</b>	<b>109,4</b>	<b>136,5</b>	<b>135,2</b>	<b>136,9</b>	<b>135,7</b>	<b>131,3</b>
51	Produse chimice organice	27,3	30,7	21,6	34,8	26,5	24,6	25,0	22,3
52	Produse chimice anorganice	13,3	14,2	12,6	16,0	14,0	13,1	13,2	14,2
53	Produse tanante și colorante	1,7	1,8	2,0	2,1	1,9	1,7	2,2	1,7
54	Produse medicinale și farmaceutice	7,2	8,6	6,9	8,1	9,1	9,2	6,9	10,3
55	Oleiuri esențiale, rezinoide și substanțe parfumate, preparate pentru toaletă, produse de înfrumusețare	7,5	8,6	7,1	8,4	8,3	7,4	8,6	8,2
56	Îngrășăminte minerale sau chimice	16,9	28,1	27,0	22,9	24,2	36,4	33,1	33,1
57	Materiale plastice sub forme primare	37,4	28,0	23,9	34,7	41,0	34,5	38,0	32,8
58	Materiale plastice prelucrate	5,7	7,2	6,3	7,8	7,8	7,8	7,1	7,5
59	Alte materiale și produse chimice	1,0	1,9	2,0	1,7	2,3	2,2	1,7	1,1
6	<b>Produse prelucrate clasificate în principal după materia primă</b>	<b>415,5</b>	<b>487,9</b>	<b>363,4</b>	<b>458,4</b>	<b>452,5</b>	<b>430,6</b>	<b>398,0</b>	<b>459,0</b>
61	Piele brută și altă piele și blană prelucrate	5,7	7,5	4,7	6,3	6,2	5,3	3,5	5,0
62	Cauciuc prelucrat	36,8	44,2	32,4	40,1	40,1	35,0	39,6	42,0
63	Articole din lemn (exclusiv mobilă)	33,0	41,8	32,5	37,0	41,4	38,3	30,0	39,8
64	Hârtie, carton și articole din pastă de celuloză, din hârtie sau din carton	8,3	9,1	6,8	9,1	8,3	8,1	7,4	10,9
65	Fire, țesături, articole textile necuprinse în altă parte și produse conexe	49,2	60,0	50,6	60,2	61,5	53,6	42,9	61,4
66	Articole din minerale nemetalice	18,5	22,3	16,1	20,9	18,3	17,8	15,6	16,9
67	Fier și oțel	160,6	181,4	128,6	173,1	164,4	168,0	157,3	174,3
68	Metale neferoase	57,0	62,5	48,9	58,1	57,7	52,5	53,0	49,7
69	Articole prelucrate din metal	46,2	59,2	42,8	53,6	54,5	51,9	48,5	59,0
7	<b>Mașini și echipamente de transport</b>	<b>592,2</b>	<b>672,0</b>	<b>559,1</b>	<b>753,1</b>	<b>666,1</b>	<b>636,6</b>	<b>569,3</b>	<b>633,0</b>
71	Mașini generatoare de putere și echipamentele lor	34,7	44,6	39,5	46,1	45,4	47,8	39,3	53,0

<sup>2)</sup> Date provizorii.

<sup>1)</sup> Date revizuite.

<sup>\*)</sup> Valori sub 0,05.

<sup>1)</sup> Datele pentru anul 2006 au fost recalulate în conformitate cu CSCI Rev.4.

7. EXPORTS FOB BY SECTIONS ACCORDING TO STANDARD INTERNATIONAL TRADE CLASSIFICATION (SITC REV. 4)<sup>1)</sup>

- continued -

Oct. Oct.	Noi. Nov.	Dec. Dec.	2007			1.1-28.II.2007 în % față de 1.1-28.II.2006 in % as against 1.1-28.II.2006	CODE SITC REV.4	
			Ian. <sup>2)</sup> Jan. <sup>2)</sup>	Feb. <sup>2)</sup> Feb. <sup>2)</sup>	1.1-28.II. <sup>2)</sup> 1.1-28.II. <sup>2)</sup>			
milioane euro / million euro								
<b>6,3</b>	<b>4,7</b>	<b>4,3</b>	<b>1,8</b>	<b>1,6</b>	<b>3,4</b>	<b>144,8</b>	Animal and vegetable oils, fats and waxes	4
1,0	0,1	*)	-	-	-	-	Animal oil and fats	41
5,3	4,5	4,2	1,8	1,5	3,3	202,9	Fixed vegetable fats and oil, crude, refined or fractionated	42
*)	*)	*)	*)	*)	*)	216,6	Animal or vegetable fats and oils, processed; waxes of animal origin; inedible mixtures or preparations of animal or vegetable fats and oil, n.e.s	43
<b>134,4</b>	<b>139,9</b>	<b>120,2</b>	<b>125,5</b>	<b>142,8</b>	<b>268,4</b>	<b>119,7</b>	Chemicals and related products, n.e.s.	5
29,0	30,8	27,9	20,1	22,4	42,6	90,7	Organic chemicals	51
13,5	15,9	13,4	15,2	14,6	29,8	117,5	Inorganic chemicals	52
1,9	1,9	1,5	2,0	1,9	3,9	127,8	Dyeing, tanning and colouring materials	53
11,9	11,8	9,8	5,1	4,5	9,6	63,4	Medical and pharmaceutical products	54
8,6	9,3	7,2	10,9	10,6	21,5	158,3	Essential oils and resinoids and perfume materials; toilet, polishing and cleaning preparations	55
29,7	26,5	21,6	25,4	36,6	62,0	139,6	Mineral or chemical fertilisers	56
30,3	34,1	30,6	39,1	43,4	82,5	129,2	Plastics in primary forms	57
8,0	8,4	6,1	6,3	6,9	13,2	136,4	Plastics in non-primary forms	58
1,5	1,3	2,0	1,4	1,8	3,2	148,6	Chemical materials and products, n.e.s.	59
<b>494,6</b>	<b>528,1</b>	<b>399,1</b>	<b>504,5</b>	<b>554,6</b>	<b>1059,1</b>	<b>138,9</b>	Manufactured goods classified chiefly by material	6
5,8	6,9	4,3	3,5	5,0	8,5	76,9	Leather, leather manufactures, n.e.s. and dressed fur skins	61
48,0	50,6	40,3	51,4	59,0	110,3	157,5	Rubber manufactures n.e.s.	62
39,5	40,8	26,3	32,7	34,6	67,4	108,5	Wood manufactures (excluding furniture)	63
11,8	9,8	8,1	11,7	10,9	22,6	148,4	Paper, paperboard and articles of paper pulp, of paper or of paperboard	64
65,0	67,0	51,0	55,4	56,2	111,6	115,0	Textile yarn, fabrics, made-up articles, n.e.s. and related products	65
19,0	18,9	14,5	17,6	19,1	36,7	104,3	Non-metallic mineral manufactures, n.e.s.	66
192,7	201,5	155,8	190,3	217,1	407,3	147,5	Iron and steel	67
55,5	69,3	51,1	83,4	66,9	150,3	138,8	Non-ferrous metals	68
57,4	63,2	47,7	58,6	85,7	144,2	165,8	Manufactures of metals, n.e.s.	69
<b>699,2</b>	<b>850,4</b>	<b>610,9</b>	<b>668,4</b>	<b>730,8</b>	<b>1399,2</b>	<b>129,3</b>	Machinery and transport equipment	7
55,3	57,3	47,3	47,9	53,9	101,7	150,0	Power generating machinery and equipment	71

<sup>2)</sup> Provisional data.

<sup>1)</sup> Revised data.

<sup>\*)</sup> Values under 0.05.

<sup>1)</sup> Data for the year 2006 were recalculated according to the SITC Rev.4.

7. EXPORTURILE FOB PE SECȚIUNI CONFORM CLASIFICĂRII STANDARD DE COMERȚ INTERNAȚIONAL (CSCI REV. 4)<sup>1)</sup>

- continuare -

COD CSCI REV.4		2006 <sup>2)</sup>							
		Feb. Feb.	Mart. March	Apr. April	Mai May	Iun. June	Iul. July	Aug. Aug.	Sept. Sept
		milioane euro / million euro							
72	Mașini și aparate specializate pentru industriile specifice	24,3	35,6	27,0	33,8	32,9	30,8	30,6	31,6
73	Mașini și aparate pentru prelucrarea metalelor	15,2	22,1	13,0	17,2	15,3	15,6	15,8	15,3
74	Mașini și aparate industriale cu aplicații generale; părți și piese detașate ale acestor mașini	72,2	93,3	72,3	91,2	86,1	73,7	73,5	83,5
75	Mașini și aparate de birou sau pentru prelucrarea automată a datelor	21,6	23,7	15,5	21,1	28,3	20,4	25,5	28,2
76	Aparate și echipamente de telecomunicații și pentru înregistrarea și reproducerea sunetului și imaginii	21,4	17,9	14,8	20,4	26,0	21,2	20,2	20,5
77	Mașini, aparate electrice și părți ale acestora (inclusiv echivalentele neelectrice ale mașinilor și aparatelor electrice de uz casnic)	207,9	240,4	195,7	232,5	233,1	203,4	181,6	237,3
78	Vehicule rutiere (inclusiv vehicule cu pernă de aer)	126,7	147,2	111,6	154,4	148,8	112,1	105,5	133,2
79	Alte echipamente de transport	68,3	47,2	69,9	136,4	50,1	111,7	77,4	30,4
<b>8</b>	<b>Articole manufacturate diverse</b>	<b>560,1</b>	<b>609,8</b>	<b>433,7</b>	<b>522,7</b>	<b>611,4</b>	<b>614,2</b>	<b>522,2</b>	<b>607,2</b>
81	Construcții prefabricate; alte instalații și accesorii pentru instalații sanitare, de încălzire și de iluminat	13,1	17,7	11,6	14,3	13,5	12,7	13,5	13,8
82	Mobilă și părțile ei	80,5	93,7	75,7	87,2	84,3	72,0	65,9	83,7
83	Articole de voiaj, sacoșe și similare	9,0	9,6	7,2	7,6	8,7	8,0	6,6	8,2
84	Îmbrăcăminte și accesorii	311,4	322,7	219,0	270,4	331,0	342,8	297,8	320,7
85	Încălțăminte	114,0	124,6	87,2	104,8	132,6	137,3	103,1	139,2
87	Instrumente și aparate profesionale, științifice și de control	10,2	12,9	9,8	9,9	11,7	11,6	10,6	11,8
88	Aparate fotografice, echipamente și furnituri de optică; ceasuri și orologii	1,6	2,0	1,4	1,9	1,6	1,3	1,4	1,4
89	Alte articole diverse	20,3	26,5	21,9	26,6	27,9	28,5	23,2	28,3
<b>9</b>	<b>Bunuri necuprinse în altă secțiune</b>	<b>1,2</b>	<b>1,9</b>	<b>1,1</b>	<b>1,8</b>	<b>1,2</b>	<b>0,7</b>	<b>0,3</b>	<b>1,4</b>

<sup>2)</sup> Date provizorii.

<sup>3)</sup> Date revizuite.

<sup>1)</sup> Datele pentru anul 2006 au fost recalulate în conformitate cu CSCI Rev.4.

7. EXPORTS FOB BY SECTIONS ACCORDING TO STANDARD INTERNATIONAL TRADE CLASSIFICATION (SITC REV. 4)<sup>1)</sup>

- continued -

Oct. Oct.	Noi. Nov.	Dec. Dec.	2007			1.1-28.II.2007 în % față de 1.1-28.II.2006 în % as against 1.1-28.II.2006	CODE SITC REV.4	
			Ian. <sup>2)</sup> Jan. <sup>2)</sup>	Feb. <sup>3)</sup> Feb. <sup>3)</sup>	1.1-28.II. <sup>3)</sup> 1.1-28.II. <sup>3)</sup>			
milioane euro / million euro								
34,1	35,0	26,1	24,4	28,9	53,3	119,9	Machinery specialised for particular industries	72
16,4	20,3	14,9	12,3	14,4	26,7	102,8	Metal working machinery	73
87,0	102,5	74,8	94,5	107,0	201,5	143,5	General industrial machinery and equipment, n.e.s. and machine parts, n.e.s.	74
32,4	39,7	25,9	9,7	13,4	23,1	67,6	Office machines and automatic data processing machines	75
16,5	23,3	16,9	19,4	24,1	43,5	107,1	Telecommunications and sound recording and reproducing apparatus and equipment	76
246,2	269,7	177,3	228,2	239,6	467,8	118,2	Electric machinery, apparatus and appliances, n.e.s. and parts thereof (including non-electric counterparts n.e.s. of electric household equipment)	77
144,9	177,1	121,9	177,1	173,2	350,3	144,9	Road vehicles (including air-cushion vehicles)	78
66,3	125,6	105,9	54,8	76,5	131,3	144,3	Other transport equipment	79
<b>565,6</b>	<b>590,7</b>	<b>469,2</b>	<b>489,1</b>	<b>569,7</b>	<b>1058,7</b>	<b>99,8</b>	<b>Miscellaneous manufactured articles</b>	<b>8</b>
14,0	15,6	9,8	12,9	13,0	25,9	107,8	Prefabricated buildings; sanitary plumbing, heating and lighting fixtures and fittings n.e.s	81
87,6	97,3	72,7	84,6	91,9	176,5	114,5	Furniture and parts thereof	82
7,0	8,7	6,7	6,7	7,3	14,1	82,4	Travel goods, handbags and similar	83
284,8	307,0	247,7	243,5	287,3	530,8	89,3	Articles of apparel and clothing accessories	84
120,4	111,9	90,2	104,0	122,3	226,3	107,6	Footwear	85
12,7	15,7	12,1	9,7	15,5	25,3	134,4	Professional, scientific and controlling instruments and apparatus	87
1,9	2,7	2,6	1,5	1,3	2,9	76,7	Photographic apparatus, equipment and supplies and optical goods, n.e.s.; watches and clocks	88
37,2	31,9	27,5	26,0	30,9	56,9	149,8	Miscellaneous manufactured articles n.e.s.	89
<b>1,2</b>	<b>1,2</b>	<b>1,1</b>	<b>1,1</b>	<b>1,0</b>	<b>2,1</b>	<b>85,3</b>	<b>Goods not classified in other section</b>	<b>9</b>

<sup>2)</sup> Provisional data.

<sup>3)</sup> Revised data.

<sup>1)</sup> Data for the year 2006 were recalculated according to the SITC Rev.4.

8. IMPORTURILE CIF PE SECȚIUNI CONFORM CLASIFICĂRII STANDARD DE COMERȚ INTERNAȚIONAL (CSCI REV. 4)<sup>1)</sup>

COD CSCI REV.4		2006 <sup>P)</sup>							
		Feb. Feb.	Mart. March	Apr. April	Mai May	Iun. June	Iul. July	Aug. Aug.	Sept. Sept.
	<b>TOTAL</b>	<b>2866,3</b>	<b>3289,6</b>	<b>2944,7</b>	<b>3531,1</b>	<b>3481,9</b>	<b>3452,2</b>	<b>3362,5</b>	<b>3383,0</b>
<b>0</b>	<b>Produse alimentare și animale vii</b>	<b>145,8</b>	<b>158,2</b>	<b>137,3</b>	<b>145,8</b>	<b>147,5</b>	<b>144,2</b>	<b>135,5</b>	<b>151,0</b>
00	Animale vii	2,6	3,5	3,5	2,7	3,2	3,3	3,8	4,0
01	Carne și preparate din carne	33,9	29,8	32,1	39,4	45,6	46,3	41,7	57,4
02	Produse lactate și ouă de păsări	4,9	5,4	4,0	3,3	4,4	4,2	4,7	4,1
03	Pește, crustacee, moluște	6,5	10,4	7,2	5,6	6,8	5,5	6,3	6,9
04	Cereale și preparate pe bază de cereale	13,5	16,2	12,4	13,2	13,3	8,6	8,3	9,6
05	Legume și fructe	31,7	40,9	35,1	36,7	25,5	21,2	19,5	19,2
06	Zahăr, preparate pe bază de zahăr și miere	20,2	15,7	8,3	9,9	16,3	21,9	15,9	12,9
07	Cafea, ceai, cacao, condimente și înlocuitori ai acestora	12,0	13,1	13,2	12,7	12,5	12,4	13,0	15,1
08	Hrană destinată animalelor (exclusiv cereale nemăcinatate)	8,3	9,4	9,0	10,2	7,9	7,6	9,0	7,9
09	Diverse produse și preparate alimentare	12,1	13,7	12,5	12,2	11,8	13,3	13,4	13,9
<b>1</b>	<b>Băuturi și tutun</b>	<b>28,2</b>	<b>32,4</b>	<b>28,7</b>	<b>31,6</b>	<b>31,6</b>	<b>28,4</b>	<b>23,7</b>	<b>25,0</b>
11	Băuturi	5,4	8,2	7,5	9,1	9,5	8,6	7,7	6,5
12	Tutun brut și prelucrat	22,8	24,2	21,2	22,5	22,0	19,7	16,1	18,5
<b>2</b>	<b>Materiale crude, necomestibile, exclusiv combustibil</b>	<b>75,9</b>	<b>91,8</b>	<b>80,8</b>	<b>93,5</b>	<b>80,5</b>	<b>75,3</b>	<b>85,6</b>	<b>102,9</b>
21	Piei crude, piei tăbăcite și blănuri brute	1,3	0,6	0,4	0,9	0,6	0,6	0,3	1,4
22	Semințe și fructe oleaginoase	4,9	7,1	5,0	3,0	2,2	1,8	3,9	2,3
23	Cauciuc brut (inclusiv cauciuc sintetic și regenerat)	5,1	6,2	5,4	5,5	5,7	5,2	5,7	5,5
24	Lemn și plută	3,2	4,8	3,8	4,4	3,8	4,7	4,1	4,6
25	Pastă de hârtie și deșeurile de hârtie	0,9	0,7	0,6	0,6	1,0	0,3	1,0	0,9
26	Fibre textile (cu excepția lână în fuior și a lânii pieptănate) și deșeurile lor (neprelucrate în fire sau țesături)	17,7	19,5	14,4	19,0	15,4	16,9	11,0	17,3
27	Îngrășăminte naturale și minerale naturale (exclusiv cărbune, petrol și pietre prețioase)	3,5	4,4	7,0	7,2	6,6	6,8	7,8	8,3
28	Minerale metalifere și deșeurile de metale	30,7	36,4	32,4	43,6	38,6	33,8	46,2	56,2
29	Alte materii brute de origine animală sau vegetală	8,6	12,0	11,6	9,3	6,6	5,2	5,5	6,4
<b>3</b>	<b>Combustibili minerali, lubrifianți și materiale conexe</b>	<b>519,6</b>	<b>486,6</b>	<b>498,1</b>	<b>480,3</b>	<b>462,4</b>	<b>474,0</b>	<b>505,6</b>	<b>379,5</b>
32	Cărbune, cocs și brichete	19,5	29,5	30,5	43,9	33,0	31,1	36,6	31,8
33	Petrol, produse petroliere și produse înrudite	377,1	317,7	326,6	294,8	314,6	343,8	374,4	246,2
34	Gaz și produse industriale obținute din gaz	120,7	135,8	137,1	138,1	111,7	96,3	91,9	97,4
35	Energie electrică	2,4	3,6	3,8	3,6	3,2	2,9	2,6	4,1

<sup>P)</sup> Date provizorii.

<sup>1)</sup> Date revizuite.

<sup>1)</sup> Datele pentru anul 2006 au fost recalulate în conformitate cu CSCI Rev.4.

8. IMPORTS CIF BY SECTIONS ACCORDING TO STANDARD INTERNATIONAL TRADE CLASSIFICATION (SITC REV. 4)<sup>1)</sup>

Oct. Oct.	Noi. Nov.	Dec. Dec.	2007			1.1-28.II.2007 în % față de 1.1-28.II.2006 in % as against 1.1-28.II.2006	CODE SITC REV.4
			Ian. <sup>P)</sup> Jan. <sup>P)</sup>	Feb. <sup>P)</sup> Feb. <sup>P)</sup>	1.1-28.II. <sup>P)</sup> 1.1-28.II. <sup>P)</sup>		
<b>milioane euro / million euro</b>							
<b>3884,8</b>	<b>4074,1</b>	<b>4062,2</b>	<b>3295,7</b>	<b>3691,9</b>	<b>6987,6</b>	<b>132,3</b>	<b>TOTAL</b>
<b>202,9</b>	<b>169,9</b>	<b>178,4</b>	<b>144,3</b>	<b>169,0</b>	<b>313,2</b>	<b>119,3</b>	<b>Food and live animals</b>
3,2	2,8	2,8	2,1	2,9	5,0	103,6	Live animals
61,3	47,5	44,1	30,8	29,6	60,3	91,7	Meat preparations
5,7	5,9	5,8	10,1	12,1	22,2	254,9	Dairy products and birds eggs
8,7	9,8	9,5	4,7	7,9	12,6	114,4	Fish, crustaceans, mollusks
13,5	12,9	15,6	16,0	26,1	42,0	195,2	Cereals and cereal preparations
24,1	33,7	43,2	41,6	47,4	89,0	150,7	Vegetables and fruit
40,5	7,4	14,2	3,9	2,9	6,7	20,8	Sugars, sugar preparations and honey
20,9	21,6	16,0	13,4	15,0	28,3	127,5	Coffee, tea, cocoa, spices and manufactures thereof
8,8	11,1	11,1	7,2	8,4	15,5	97,2	Feeding stuff for animals (not including unmilled cereals)
16,3	17,3	16,1	14,6	16,9	31,5	149,2	Miscellaneous edible products and preparations
<b>26,6</b>	<b>33,3</b>	<b>42,7</b>	<b>30,4</b>	<b>12,3</b>	<b>42,7</b>	<b>72,7</b>	<b>Beverages and tobacco</b>
6,9	11,1	13,7	5,5	5,0	10,5	83,2	Beverages
19,7	22,2	29,1	24,8	7,4	32,2	69,9	Tobacco and tobacco manufactures
<b>93,6</b>	<b>96,3</b>	<b>83,0</b>	<b>108,4</b>	<b>96,5</b>	<b>204,8</b>	<b>157,9</b>	<b>Crude materials, inedible, except fuels</b>
0,5	1,3	1,0	1,6	0,6	2,2	100,8	Hides, skins and fur skins, raw
2,2	2,1	4,8	6,1	6,4	12,4	162,4	Oil seeds and oleaginous fruit
8,0	8,2	8,7	6,1	6,8	12,9	134,8	Raw rubber (including synthetic and reclaimed)
5,0	3,8	5,7	4,5	4,7	9,2	180,3	Cork and wood
1,0	1,4	0,4	1,7	1,6	3,3	208,6	Pulp and waste paper
20,9	19,5	14,9	17,2	17,8	35,0	108,8	Textile fibres (other than wool tops and wool yarn combed) and their wastes (not manufactured into or fabric)
8,2	6,0	6,9	4,8	5,4	10,2	145,4	Crude fertilizers and minerals (excluding coal, petroleum and precious stones)
40,8	45,4	32,6	57,7	41,4	99,1	196,9	Metalliferous ores and metal scrap
7,0	8,6	8,0	8,7	11,7	20,4	145,4	Crude animal and vegetable materials, n.e.s.
<b>421,9</b>	<b>448,8</b>	<b>440,3</b>	<b>431,4</b>	<b>406,1</b>	<b>837,5</b>	<b>91,1</b>	<b>Mineral fuels, lubricants and related materials</b>
33,2	33,8	43,7	49,7	54,0	103,7	234,1	Coal, coke and briquettes
289,9	291,1	269,0	238,1	232,4	470,6	75,8	Petroleum, petroleum products and related materials
95,7	122,7	125,8	141,8	119,2	260,9	105,1	Gas, natural and manufactured
3,1	1,2	1,9	1,8	0,5	2,3	39,1	Electric current

<sup>P)</sup> Provisional data.

<sup>1)</sup> Revised data.

<sup>1)</sup> Data for the year 2006 were recalculated according to the SITC Rev.4.



8. IMPORTURILE CIF PE SECȚIUNI CONFORM CLASIFICĂRII STANDARD DE COMERȚ INTERNAȚIONAL (CSCI REV. 4)<sup>1)</sup>

- continuare -

COD CSCI REV.4		2006 <sup>2)</sup>							
		Feb. Feb.	Mart. March	Apr. April	Mai May	Iun. June	Iul. July	Aug. Aug.	Sept. Sept
		milioane euro / million euro							
4	<b>Oleiuri, grăsimi și ceară de origine animală și vegetală</b>	<b>7,0</b>	<b>8,1</b>	<b>6,2</b>	<b>7,6</b>	<b>7,1</b>	<b>6,9</b>	<b>6,4</b>	<b>6,8</b>
41	Oleiuri și grăsimi de origine animală	1,6	1,6	1,2	1,6	1,7	1,6	1,8	2,2
42	Grăsimi și oleiuri vegetale fixate, brute, rafinate fracționate	4,1	5,0	4,0	4,8	4,6	4,4	3,7	3,5
43	Alte oleiuri și grăsimi animale sau vegetale prelucrate; ceară de origine animală sau vegetală, amestecuri sau preparate necomestibile din oleiuri animale sau vegetale	1,2	1,5	1,1	1,2	0,8	0,9	0,9	1,1
5	<b>Produse chimice și produse conexe nespecificate în altă parte</b>	<b>308,5</b>	<b>361,4</b>	<b>311,4</b>	<b>382,1</b>	<b>371,7</b>	<b>395,0</b>	<b>383,6</b>	<b>388,4</b>
51	Produse chimice organice	24,2	29,7	18,7	30,4	31,2	27,1	28,1	23,7
52	Produse chimice anorganice	14,0	15,1	14,0	19,4	17,9	16,5	18,6	16,3
53	Produse tanante și colorante	18,0	23,1	22,9	27,8	29,0	31,7	30,3	31,5
54	Produse medicinale și farmaceutice	99,2	107,9	93,7	120,5	109,4	126,6	110,5	111,5
55	Oleiuri esențiale, rezinoide și substanțe parfumate, preparate pentru toaletă, produse de înfrumusețare	36,7	38,8	33,8	40,0	36,2	41,8	41,7	45,4
56	Îngrășăminte minerale sau chimice	3,5	9,2	5,6	3,3	3,1	3,4	5,5	5,6
57	Materiale plastice sub forme primare	41,3	49,4	45,5	54,1	60,7	64,2	61,9	66,1
58	Materiale plastice prelucrate	36,9	44,4	43,8	53,4	56,1	52,1	54,2	57,3
59	Alte materiale și produse chimice	34,8	43,9	33,3	33,1	28,2	31,6	32,7	31,0
6	<b>Produse prelucrate clasificate în principal după materia primă</b>	<b>605,2</b>	<b>724,0</b>	<b>675,9</b>	<b>892,9</b>	<b>882,0</b>	<b>844,2</b>	<b>778,0</b>	<b>791,9</b>
61	Piele brută și altă piele și blană prelucrate	45,2	54,2	58,4	83,0	76,3	63,0	35,3	45,0
62	Cauciuc prelucrat	36,9	43,9	39,6	46,4	46,5	47,2	48,5	49,9
63	Articole din lemn (exclusiv mobilă)	19,2	23,0	22,6	28,6	27,2	28,1	36,3	34,2
64	Hârtie, carton și articole din pastă de celuloză, din hârtie sau din carton	40,5	49,8	43,8	53,5	51,4	52,4	48,2	48,0
65	Fire, țesături, articole textile necuprinse în altă parte și produse conexe	182,8	211,8	209,8	294,5	278,3	237,7	165,1	188,0
66	Articole din minerale nemetalice	46,2	59,4	54,6	64,5	69,8	72,7	76,2	74,0
67	Fier și oțel	103,7	120,9	105,3	134,3	137,3	142,4	178,1	155,8
68	Metale neferoase	33,6	45,5	36,4	57,6	59,2	57,7	57,6	54,3
69	Articole prelucrate din metal	97,2	115,5	105,5	130,5	136,0	143,0	132,7	142,7
7	<b>Mașini și echipamente de transport</b>	<b>916,8</b>	<b>1159,1</b>	<b>964,1</b>	<b>1200,0</b>	<b>1220,0</b>	<b>1192,2</b>	<b>1177,2</b>	<b>1230,3</b>
71	Mașini generatoare de putere și echipamentele lor	38,4	81,1	43,9	49,3	48,6	43,9	35,0	53,8

<sup>2)</sup> Date provizorii.

<sup>1)</sup> Date revizuite.

<sup>1)</sup> Datele pentru anul 2006 au fost recalulate în conformitate cu CSCI Rev.4.

8. IMPORTS CIF BY SECTIONS ACCORDING TO STANDARD INTERNATIONAL TRADE CLASSIFICATION (SITC REV. 4)<sup>1)</sup>

- continued -

Oct. Oct.	Noi. Nov.	Dec. Dec.	2007			1.1-28.II.2007 în % față de 1.1-28.II.2006 în % as against 1.1-28.II.2006	CODE SITC REV.4	
			Ian. <sup>2)</sup> Jan. <sup>2)</sup>	Feb. <sup>2)</sup> Feb. <sup>2)</sup>	1.1-28.II. <sup>2)</sup> 1.1-28.II. <sup>2)</sup>			
milioane euro / million euro								
9,2	8,1	7,8	7,1	7,3	14,4	116,2	Animal and vegetable oils, fats and waxes	4
2,2	2,0	1,3	1,4	1,3	2,6	93,2	Animal oil and fats	41
5,5	4,6	5,5	4,8	4,7	9,5	129,9	Fixed vegetable fats and oil, crude, refined or fractionated	42
1,5	1,5	1,0	1,0	1,3	2,3	100,5	Animal or vegetable fats and oils, processed; waxes of animal or vegetable origin; inedible mixtures or preparations of animal or vegetable fats and oil, n.e.s.	43
437,5	471,5	504,5	285,8	373,4	659,2	114,9	Chemicals and related products, n.e.s.	5
30,2	30,8	36,1	35,7	35,2	70,9	141,9	Organic chemicals	51
17,6	19,4	20,7	9,3	10,8	20,1	76,4	Inorganic chemicals	52
32,0	26,6	22,2	18,3	26,6	44,9	142,1	Dyeing, tanning and colouring materials	53
135,9	177,3	234,3	67,4	94,0	161,4	84,3	Medical and pharmaceutical products	54
51,7	50,4	40,8	39,5	45,5	85,0	122,7	Essential oils and resinoids and perfume materials; toilet, polishing and cleaning preparations	55
6,3	4,2	6,4	2,8	5,9	8,7	158,7	Mineral or chemical fertilisers	56
71,5	64,6	68,7	42,4	56,1	98,5	126,5	Plastics in primary forms	57
63,2	62,0	45,9	42,2	52,8	95,0	142,6	Plastics in non-primary forms	58
29,2	36,3	29,5	28,0	46,5	74,5	135,5	Chemical materials and products, n.e.s.	59
943,8	973,3	824,1	813,6	851,0	1664,6	140,6	Manufactured goods classified chiefly by material	6
59,8	62,4	50,0	50,8	46,2	97,0	101,4	Leather, leather manufactures, n.e.s. and dressed fur skins	61
53,9	57,1	41,5	54,7	58,2	112,9	163,2	Rubber manufactures n.e.s.	62
36,3	34,3	25,5	31,0	34,0	65,0	169,8	Wood manufactures (excluding furniture)	63
55,7	58,8	53,3	50,0	52,6	102,6	128,0	Paper, paperboard and articles of paper pulp, of paper or of paperboard	64
248,4	251,8	200,1	214,6	200,6	415,2	111,3	Textile yarn, fabrics, made-up articles, n.e.s. and related products	65
76,1	74,5	57,6	51,3	62,8	114,2	134,7	Non-metallic mineral manufactures, n.e.s.	66
176,0	202,6	192,7	173,3	179,5	352,9	180,6	Iron and steel	67
69,1	62,0	57,8	62,0	68,8	130,8	227,4	Non-ferrous metals	68
168,5	169,8	145,7	125,8	148,4	274,2	144,3	Manufactures of metals, n.e.s.	69
1389,2	1508,1	1635,0	1201,3	1440,8	2642,1	156,8	Machinery and transport equipment	7
49,8	56,5	52,4	55,8	49,1	105,0	144,0	Power generating machinery and equipment	71

<sup>2)</sup> Provisional data.

<sup>1)</sup> Revised data.

<sup>1)</sup> Data for the year 2006 were recalculated according to the SITC Rev.4.

8. IMPORTURILE CIF PE SECȚIUNI CONFORM CLASIFICĂRII STANDARD DE COMERȚ INTERNAȚIONAL (CSCI REV. 4)<sup>1)</sup>

- continuare -

COD CSCI REV.4		2006 <sup>2)</sup>							
		Feb. Feb.	Mart. March	Apr. April	Mai May	Iun. June	Iul. July	Aug. Aug.	Sept. Sept.
		milioane euro / million euro							
72	Mașini și aparate specializate pentru industriile specifice	88,2	119,8	103,5	134,1	134,1	163,6	137,4	129,0
73	Mașini și aparate pentru prelucrarea metalelor	23,5	27,8	20,7	33,4	29,3	29,2	32,7	21,8
74	Mașini și aparate industriale cu aplicații generale; părți și piese detașate ale acestor mașini	137,7	166,9	140,1	191,3	174,1	173,7	177,7	168,3
75	Mașini și aparate de birou sau pentru prelucrarea automată a datelor	82,6	89,9	71,6	71,4	74,9	77,9	69,7	99,7
76	Aparate și echipamente de telecomunicații și pentru înregistrarea și reproducerea sunetului și imaginii	57,9	82,4	77,8	81,5	105,5	81,3	78,9	95,8
77	Mașini, aparate electrice și părți ale acestora (inclusiv echivalentele neelectrice ale mașinilor și aparatelor electrice de uz casnic)	212,6	252,7	209,2	253,2	245,4	236,6	250,4	285,3
78	Vehicule rutiere (inclusiv vehicule cu pernă de aer)	242,1	324,8	283,9	366,9	375,3	367,1	375,7	346,6
79	Alte echipamente de transport	33,8	13,7	13,3	18,9	32,8	18,9	19,6	30,0
<b>8</b>	<b>Articole manufacturate diverse</b>	<b>258,6</b>	<b>267,6</b>	<b>242,0</b>	<b>296,7</b>	<b>278,8</b>	<b>291,6</b>	<b>266,6</b>	<b>306,6</b>
81	Construcții prefabricate; alte instalații și accesorii pentru instalații sanitare, de încălzire și de iluminat	21,5	23,7	22,4	25,8	30,9	39,1	39,8	42,0
82	Mobilă și părțile ei	18,3	21,5	20,5	21,9	23,8	27,3	24,4	27,1
83	Articole de voiaj, sacoșe și similare	2,0	2,4	2,3	2,7	2,6	2,9	3,0	2,6
84	Îmbrăcăminte și accesorii	45,2	50,9	47,1	54,0	49,2	48,2	45,2	54,7
85	Încălțăminte	32,1	33,3	32,4	37,9	33,8	33,5	28,0	35,4
87	Instrumente și aparate profesionale, științifice și de control	61,2	43,4	32,5	44,3	38,4	41,3	36,3	45,1
88	Aparate fotografice, echipamente și furnituri de optică; ceasuri și orologii	6,4	7,5	5,8	7,9	7,4	6,8	6,5	6,6
89	Alte articole diverse	72,0	84,8	79,1	102,2	92,6	92,5	83,4	93,0
<b>9</b>	<b>Bunuri necuprinse în altă secțiune</b>	<b>0,6</b>	<b>0,5</b>	<b>0,3</b>	<b>0,6</b>	<b>0,5</b>	<b>0,4</b>	<b>0,5</b>	<b>0,5</b>

<sup>2)</sup> Date provizorii.

<sup>3)</sup> Date revizuite.

<sup>1)</sup> Datele pentru anul 2006 au fost recalulate în conformitate cu CSCI Rev.4.

8. IMPORTS CIF BY SECTIONS ACCORDING TO STANDARD INTERNATIONAL TRADE CLASSIFICATION (SITC REV. 4)<sup>1)</sup>

- continued -

Oct. Oct.	Noi. Nov.	Dec. Dec.	2007			1.1-28.II.2007 în % față de 1.1-28.II.2006 in % as against 1.1-28.II.2006	CODE SITC REV.4	
			Ian. <sup>2)</sup> Jan. <sup>2)</sup>	Feb. <sup>3)</sup> Feb. <sup>3)</sup>	1.1-28.II. <sup>3)</sup> 1.1-28.II. <sup>3)</sup>			
milioane euro / million euro								
149,3	144,8	189,9	112,4	150,6	262,9	170,0	Machinery specialised for particular industries	72
29,9	31,1	41,5	30,9	30,4	61,2	131,3	Metal working machinery	73
196,6	194,3	204,9	153,3	192,7	346,1	142,7	General industrial machinery and equipment, n.e.s. and machine parts, n.e.s.	74
111,0	118,6	136,1	86,4	105,3	191,7	123,0	Office machines and automatic data processing machines	75
110,1	152,1	138,4	126,5	129,3	255,8	205,3	Telecommunications and sound recording and reproducing apparatus and equipment	76
303,1	315,8	265,1	286,7	281,6	568,3	141,7	Electric machinery, apparatus and appliances, n.e.s. and parts thereof (including non-electric counterparts n.e.s. of electric household equipment)	77
409,3	467,6	545,3	333,1	433,2	766,3	172,1	Road vehicles (including air-cushion vehicles)	78
30,0	27,2	61,5	16,2	68,5	84,6	206,8	Other transport equipment	79
<b>359,4</b>	<b>364,3</b>	<b>345,7</b>	<b>272,4</b>	<b>335,0</b>	<b>607,4</b>	<b>133,9</b>	<b>Miscellaneous manufactured articles</b>	<b>8</b>
45,0	50,8	39,5	23,4	29,6	53,0	142,2	Prefabricated buildings; sanitary plumbing, heating and lighting fixtures and fittings n.e.s	81
33,5	34,7	35,4	21,2	30,0	51,3	151,4	Furniture and parts thereof	82
3,3	3,7	2,6	2,9	4,3	7,3	221,3	Travel goods, handbags and similar	83
65,6	59,3	46,6	45,2	59,5	104,7	124,1	Articles of apparel and clothing accessories	84
40,6	33,2	24,6	35,7	42,3	78,1	131,1	Footwear	85
51,5	52,2	77,3	40,5	46,5	87,1	92,6	Professional, scientific and controlling instruments and apparatus	87
7,7	8,9	7,9	7,6	8,4	16,0	133,9	Photographic apparatus, equipment and supplies and optical goods, n.e.s.; watches and clocks	88
112,3	121,6	111,8	95,8	114,3	210,0	162,4	Miscellaneous manufactured articles n.e.s.	89
<b>0,6</b>	<b>0,5</b>	<b>0,6</b>	<b>1,1</b>	<b>0,6</b>	<b>1,7</b>	<b>161,2</b>	<b>Goods not classified in other section</b>	<b>9</b>

<sup>2)</sup> Provisional data.

<sup>3)</sup> Revised data.

<sup>1)</sup> Data for the year 2006 were recalculated according to the SITC Rev.4.









## 15. EXPORTURILE FOB PE SECȚIUNI ȘI CAPITOLE ALE NOMENCLATORULUI COMBINAT (N.C.)

COD N.C.		2006 <sup>P)</sup>							
		Feb. Feb.	Mart. March	Apr. April	Mai May	Iun. June	Iul. July	Aug. Aug.	Sept. Sept.
		milioane euro / million euro							
	<b>TOTAL</b>	<b>2104,0</b>	<b>2338,9</b>	<b>1872,5</b>	<b>2307,0</b>	<b>2280,3</b>	<b>2222,5</b>	<b>2062,3</b>	<b>2208,0</b>
<b>I</b>	<b>Animale vii și produse animale</b>	<b>10,3</b>	<b>13,7</b>	<b>18,2</b>	<b>15,3</b>	<b>18,0</b>	<b>17,7</b>	<b>24,3</b>	<b>24,1</b>
01	Animale vii	7,9	10,4	14,0	10,6	12,7	12,8	18,2	17,2
02	Carnе și măruntaie comestibile	0,6	1,1	1,7	1,1	1,3	1,1	1,2	1,8
03	Pește și crustacee, moluște și alte nevertebrate acvatice	*)	*)	*)	0,1	0,3	0,1	0,2	0,4
04	Lapte și produse lactate; ouă; miere naturală	1,3	1,7	1,7	2,4	3,0	3,1	4,1	4,0
05	Alte produse de origine animală	0,5	0,5	0,8	1,1	0,7	0,6	0,6	0,7
<b>II</b>	<b>Produse vegetale</b>	<b>30,5</b>	<b>18,8</b>	<b>14,0</b>	<b>9,2</b>	<b>21,0</b>	<b>28,7</b>	<b>41,0</b>	<b>62,7</b>
06	Plante vii și produse de floricultură	0,1	0,1	0,2	0,2	*)	0,1	0,1	0,1
07	Legume, plante, rădăcini și tuberculi	1,1	1,2	0,7	1,1	5,0	4,2	6,1	9,2
08	Fruite comestibile	1,3	1,5	0,6	0,6	1,4	3,1	8,4	4,5
09	Cafea, ceai, mate și condimente	0,4	0,4	0,3	0,3	0,3	0,3	0,4	0,7
10	Cereale	14,7	10,7	5,9	1,6	10,1	11,1	15,2	14,6
11	Produse ale industriei morăritului; malt; amidon	0,1	0,2	0,1	0,1	0,1	0,2	0,2	0,1
12	Semințe și fructe oleaginoase; plante industriale sau medicinale; paie și furaje	12,7	4,6	6,0	4,8	3,4	9,2	10,3	33,3
13	Gume, rășini și alte seve și extracte vegetale	*)	*)	*)	0,1	0,1	*)	*)	*)
14	Materiale pentru împletit și alte produse de origine vegetală, necuprinse în altă parte	0,1	0,1	0,2	0,4	0,6	0,5	0,3	0,2
<b>III</b>	<b>Grăsimi și uleiuri animale sau vegetale</b>	<b>1,3</b>	<b>3,0</b>	<b>2,3</b>	<b>4,9</b>	<b>7,7</b>	<b>8,0</b>	<b>5,1</b>	<b>7,7</b>
15	Grăsimi și uleiuri animale sau vegetale	1,3	3,0	2,3	4,9	7,7	8,0	5,1	7,7
<b>IV</b>	<b>Produse alimentare, băuturi și tutun</b>	<b>12,1</b>	<b>12,7</b>	<b>10,9</b>	<b>12,0</b>	<b>12,0</b>	<b>13,0</b>	<b>15,3</b>	<b>17,3</b>
16	Preparate din carne și pește	1,6	1,8	1,5	1,4	1,7	1,8	2,1	2,3
17	Zahăr și produse zaharoase	0,8	0,5	0,2	0,5	0,6	1,5	3,0	3,3
18	Cacao și preparate din cacao	0,7	0,3	0,3	0,4	0,2	0,7	0,6	0,8
19	Preparate pe bază de cereale, de făină, de amidon; produse de patiserie	2,2	2,9	2,4	2,6	2,2	2,2	2,1	2,4
20	Preparate din legume, fructe	0,6	0,5	0,4	0,5	1,0	0,9	0,5	2,2
21	Preparate alimentare diverse	1,4	1,9	1,7	2,0	1,6	1,1	1,1	2,1
22	Băuturi alcoolice și nealcoolice; oțet	1,9	2,8	2,5	2,8	3,0	3,2	4,4	3,0
23	Reziduuri și deșeuri ale industriei alimentare	2,3	1,3	1,4	1,0	0,8	0,7	0,6	0,6
24	Tutun și înlocuitori de tutun	0,6	0,7	0,5	0,8	0,9	0,9	0,9	0,6
<b>V</b>	<b>Produse minerale</b>	<b>279,1</b>	<b>292,2</b>	<b>259,0</b>	<b>269,5</b>	<b>238,9</b>	<b>238,3</b>	<b>250,5</b>	<b>167,4</b>
25	Sare; sulf, piatră; ipsos, var și ciment	4,1	4,8	5,3	6,0	4,8	4,6	2,7	3,4
26	Minerale, zgură și cenușă	2,7	6,4	2,1	6,1	3,0	6,9	3,4	5,9
27	Combustibili și uleiuri minerale	272,3	281,0	251,6	257,4	231,1	226,8	244,4	158,1

P) Date provizorii.

\*) Date revizuite.

\*) Valori sub 0,05.

## 15. EXPORTS FOB BY SECTIONS AND CHAPTERS OF THE COMBINED NOMENCLATURE (C.N.)

Oct. Oct.	Noi. Nov.	Dec. Dec.	2007			1.1-28.II.2007 in % față de 1.1-28.II.2006 in % as against 1.1-28.II.2006	CODE C.N.
			Ian. <sup>P)</sup> Jan. <sup>P)</sup>	Feb. <sup>P)</sup> Feb. <sup>P)</sup>	1.I-28.II. <sup>P)</sup> 1.I-28.II. <sup>P)</sup>		
			milioane euro / million euro				
<b>2258,4</b>	<b>2463,9</b>	<b>1957,4</b>	<b>2058,0</b>	<b>2326,4</b>	<b>4384,4</b>	<b>113,0</b>	<b>TOTAL</b>
<b>20,1</b>	<b>20,3</b>	<b>20,5</b>	<b>9,2</b>	<b>13,4</b>	<b>22,6</b>	<b>120,0</b>	<b>Live animals and animal products</b>
12,8	14,4	15,8	5,6	9,3	14,9	103,8	Live animals
1,9	1,6	1,7	1,3	1,9	3,2	242,7	Meat and edible offal
0,1	0,2	0,1	0,1	*)	0,1	11,3 ori (times)	Fish and crustaceans, mollusks and other aquatic invertebrates
4,3	3,6	2,3	1,6	1,7	3,3	141,8	Milk and dairy products; eggs; honey; edible animal products
1,0	0,5	0,6	0,5	0,6	1,1	130,1	Other products of animal origin
<b>64,3</b>	<b>53,7</b>	<b>44,0</b>	<b>21,5</b>	<b>22,6</b>	<b>44,1</b>	<b>88,5</b>	<b>Vegetable products</b>
0,2	0,1	0,2	0,1	0,1	0,2	67,4	Live plants, flower products
3,5	1,6	0,9	0,7	0,6	1,3	80,2	Edible vegetables, roots and tubers
4,1	6,5	5,8	2,3	2,2	4,4	147,2	Edible fruits
0,6	0,6	0,5	0,3	0,2	0,4	73,1	Coffee, tea, mate and spices
20,2	11,5	19,8	8,5	6,2	14,7	60,5	Cereals
0,1	0,2	0,1	0,2	0,3	0,5	160,6	Products of the milling industry; malt; starch
35,5	33,1	16,7	9,4	13,0	22,4	113,5	Seeds and fruits; industrial and medicinal plants; straw and fodder
-	*)	*)	*)	*)	*)	43,4	Lac; gums, resins and other vegetable saps and extracts
0,1	0,1	*)	0,1	0,1	0,2	329,5	Vegetable plaiting materials; vegetable products not elsewhere specified
<b>6,4</b>	<b>4,8</b>	<b>4,4</b>	<b>1,9</b>	<b>1,6</b>	<b>3,5</b>	<b>142,6</b>	<b>Animal or vegetable fats and oils</b>
6,4	4,8	4,4	1,9	1,6	3,5	142,6	Animal or vegetable fats and oils
<b>22,9</b>	<b>22,0</b>	<b>19,3</b>	<b>16,5</b>	<b>20,9</b>	<b>37,4</b>	<b>171,3</b>	<b>Prepared foodstuffs, beverages and tobacco</b>
2,4	2,7	1,7	1,7	2,1	3,7	125,6	Preparation of meat and fish
3,2	2,7	4,1	1,0	0,9	1,9	167,6	Sugar and confectionery
1,5	1,5	0,7	0,6	0,6	1,2	86,0	Cocoa and cocoa preparations
2,6	2,3	1,7	1,8	2,7	4,5	120,4	Preparations of cereals, flour, starch, milk; pastry products
3,7	2,8	0,8	0,8	1,4	2,2	134,8	Preparations of vegetables, fruit
2,7	3,0	2,1	1,5	2,1	3,6	129,8	Miscellaneous edible preparations
3,8	4,0	4,3	2,8	3,9	6,7	189,6	Alcoholic and non-alcoholic beverages; vinegar
2,1	1,7	2,5	0,4	1,1	1,5	42,7	Residues and waste from the food industry; animal fodder
0,9	1,3	1,4	5,9	6,1	11,9	12,2 ori (times)	Tobacco and manufactured tobacco substitutes
<b>146,5</b>	<b>155,7</b>	<b>176,7</b>	<b>135,6</b>	<b>170,5</b>	<b>306,1</b>	<b>60,4</b>	<b>Mineral products</b>
4,8	3,2	2,0	4,0	3,1	7,1	78,1	Salt; sulphur, stone; plaster; lime and cement
4,5	6,0	5,6	1,5	0,3	1,8	45,5	Ores, slag and ash
137,2	146,5	169,1	130,1	167,0	297,1	60,2	Mineral fuels and oils

P) Provisional data.

\*) Revised data.

\*) Values under 0.05.

## 15. EXPORTURILE FOB PE SECȚIUNI ȘI CAPITOLE ALE NOMENCLATORULUI COMBINAT (N.C.)

## 15. EXPORTS FOB BY SECTIONS AND CHAPTERS OF THE COMBINED NOMENCLATURE (C.N.)

- continuare -

COD N.C.		2006 <sup>P)</sup>							
		Feb. Feb.	Mart. March	Apr. April	Mai May	Iun. June	Iul. July	Aug. Aug.	Sept. Sept.
		milioane euro / million euro							
<b>VI</b>	<b>Produse ale industriei chimice</b>	<b>71,4</b>	<b>97,4</b>	<b>83,7</b>	<b>96,1</b>	<b>87,9</b>	<b>96,8</b>	<b>89,6</b>	<b>87,0</b>
28	Produse chimice anorganice	14,7	22,7	21,1	22,9	20,9	20,0	15,8	16,0
29	Produse chimice organice	27,1	30,6	21,7	34,9	26,3	25,0	24,7	22,0
30	Produse farmaceutice	1,8	2,6	2,0	2,3	3,1	3,5	2,4	4,0
31	Îngrășăminte	16,9	28,2	27,0	22,9	24,2	36,4	33,1	33,1
32	Extrakte tanante sau colorante; tanini și derivații lor	1,6	1,8	2,0	2,1	2,0	1,7	2,2	1,7
33	Uleiuri esențiale și rezinoide; produse de parfumerie și cosmetice	3,3	3,0	2,8	3,0	3,1	2,5	2,6	3,1
34	Săpun; preparate pentru spălat și lubrifiante, ceară dentară, paste de modelat	4,5	6,0	4,6	5,7	5,6	5,1	6,3	5,5
35	Substanțe albuminoide; produse pe bază de amidon; cleiuri; enzime	0,1	0,1	0,2	0,2	0,2	0,1	0,1	0,2
36	Pulberi și explozivi, articole de pirotehnie; chibrituri; aliaje piroferice; materiale inflamabile	0,2	0,1	*)	*)	*)	*)	*)	*)
37	Produse fotografice sau cinematografice	0,1	0,1	*)	*)	*)	0,1	0,4	*)
38	Produse diverse ale industriei chimice	1,1	2,2	2,3	2,1	2,5	2,4	2,0	1,4
<b>VII</b>	<b>Materiale plastice, cauciuc și articole din acestea</b>	<b>89,6</b>	<b>90,7</b>	<b>72,0</b>	<b>93,8</b>	<b>101,3</b>	<b>88,6</b>	<b>94,6</b>	<b>94,7</b>
39	Materiale plastice și articole din materiale plastice	52,7	46,4	39,5	53,6	60,9	53,4	54,7	52,4
40	Cauciuc și articole din cauciuc	36,9	44,3	32,5	40,2	40,4	35,2	39,9	42,3
<b>VIII</b>	<b>Piei crude, piei tăbăcite, blănuri și produse din acestea</b>	<b>18,0</b>	<b>21,2</b>	<b>15,3</b>	<b>20,9</b>	<b>21,7</b>	<b>19,0</b>	<b>14,8</b>	<b>18,2</b>
41	Piei brute și piei tăbăcite	5,0	6,7	4,6	7,8	7,1	5,7	4,1	5,2
42	Obiecte din piele	12,8	14,1	10,4	12,4	14,1	12,2	9,7	12,3
43	Blănuri și articole din blană; blănuri artificiale	0,2	0,4	0,3	0,7	0,5	1,1	1,0	0,7
<b>IX</b>	<b>Produse din lemn, exclusiv mobilier</b>	<b>71,1</b>	<b>86,0</b>	<b>71,0</b>	<b>84,5</b>	<b>85,0</b>	<b>76,7</b>	<b>73,0</b>	<b>79,4</b>
44	Lemn, cărbune de lemn și articole din lemn	70,8	85,8	70,8	84,3	84,7	76,5	72,8	79,2
45	Plută și articole din plută	*)	*)	*)	*)	*)	*)	*)	*)
46	Produse din împletituri de fibre vegetale sau de nuiele	0,2	0,2	0,2	0,2	0,3	0,2	0,2	0,2
<b>X</b>	<b>Pastă de lemn, hârtie, carton și articole din acestea</b>	<b>10,5</b>	<b>11,6</b>	<b>8,8</b>	<b>11,5</b>	<b>10,8</b>	<b>10,2</b>	<b>9,7</b>	<b>13,4</b>
47	Pastă din lemn; deșeuri de hârtie	0,1	0,1	0,1	0,1	0,1	0,2	0,2	0,1
48	Hârtie și carton; articole din hârtie și carton	8,7	9,5	7,1	9,4	8,6	8,4	7,6	11,3
49	Cărți, ziare și alte produse imprimate	1,7	2,0	1,6	2,0	2,1	1,6	1,9	2,0

P) Date provizorii.

\*) Date revizuite.

\*) Valori sub 0,05.

- continued -

Oct. Oct.	Noi. Nov.	Dec. Dec.	2007			1.1-28.II.2007 în % față de 1.1-28.II.2006 în % as against 1.1-28.II.2006	CODE C.N.	
			Ian. <sup>1)</sup> Jan. <sup>1)</sup>	Feb. <sup>1)</sup> Feb. <sup>1)</sup>	1.I-28.II. <sup>1)</sup> 1.I-28.II. <sup>1)</sup>			
milioane euro / million euro								
<b>90,9</b>	<b>92,4</b>	<b>80,2</b>	<b>81,0</b>	<b>92,9</b>	<b>173,9</b>	<b>118,3</b>	Chemical products	VI
13,9	16,4	13,6	15,5	14,8	30,2	99,7	Inorganic chemicals	28
29,4	31,2	28,5	20,0	22,5	42,5	90,7	Organic chemicals	29
5,0	4,3	4,1	5,0	4,2	9,2	199,9	Pharmaceutical products	30
29,7	26,5	21,6	25,4	36,6	62,0	139,6	Fertilizers	31
1,9	1,9	1,5	2,0	1,9	4,0	130,0	Tanning or dyestuff extracts; tannins and their derivatives	32
3,5	3,5	3,2	4,7	5,8	10,4	171,7	Essentials oils and resinoids; perfumery, cosmetic or toilet preparations	33
5,4	6,1	4,1	6,4	5,0	11,4	142,8	Soap; washing and lubricating preparations, dental wax, modeling pastes	34
0,2	0,2	0,2	0,1	0,1	0,2	91,4	Albuminoidal substances; modified starch; glues; enzymes	35
*)	*)	0,1	*)	0,1	0,1	74,6	Explosives; pyrotechnic products; matches; pyrophoric alloys; certain combustible preparations	36
0,3	1,0	1,2	0,3	0,1	0,4	52,0	Photographic or cinematographic goods	37
1,6	1,3	2,1	1,6	1,7	3,3	137,3	Miscellaneous chemical products	38
<b>99,1</b>	<b>107,0</b>	<b>86,6</b>	<b>107,8</b>	<b>120,8</b>	<b>228,6</b>	<b>140,9</b>	Plastics, rubber and articles thereof	VII
50,7	56,2	46,2	56,3	61,8	118,1	128,4	Plastics and articles thereof	39
48,4	50,8	40,4	51,4	59,0	110,5	157,4	Rubber and articles thereof	40
<b>17,4</b>	<b>21,8</b>	<b>16,7</b>	<b>16,8</b>	<b>17,8</b>	<b>34,7</b>	<b>95,1</b>	Raw hides and skins, leather, furskins and articles thereof	VIII
6,2	7,3	4,7	4,9	6,2	11,1	103,6	Raw hides and skins and leather	41
11,0	14,1	11,1	11,6	11,5	23,1	91,3	Leather goods	42
0,2	0,4	1,0	0,3	0,1	0,5	112,0	Furskins and artificial fur; manufactures thereof	43
<b>84,4</b>	<b>85,6</b>	<b>67,7</b>	<b>71,9</b>	<b>72,2</b>	<b>144,1</b>	<b>109,2</b>	Wood and articles of wood, excluding furniture	IX
84,2	85,3	67,6	71,9	72,2	144,0	109,6	Wood, charcoal and articles of wood	44
*)	*)	*)	-	*)	*)	1,2	Cork and articles of cork	45
0,2	0,3	0,1	*)	*)	*)	11,6	Manufactures of straw, of esparto or of other plaiting materials, basketware and wickerwork	46
<b>14,8</b>	<b>12,7</b>	<b>11,1</b>	<b>14,3</b>	<b>13,2</b>	<b>27,5</b>	<b>142,2</b>	Pulp of wood, paper, paperboard and articles thereof	X
0,1	0,1	0,1	*)	0,1	0,2	60,8	Pulp of wood; waste of paper	47
12,3	10,2	8,6	12,0	11,2	23,3	146,2	Paper and paperboard; articles of paper and paperboard	48
2,4	2,4	2,4	2,3	1,8	4,1	128,9	Printed books, newspapers and other products of the printing industry	49

P) Provisional data.

\*) Revised data.

\*) Values under 0,05.



## 15. EXPORTURILE FOB PE SECȚIUNI ȘI CAPITOLE ALE NOMENCLATORULUI COMBINAT (N.C.)

- continuare -

COD N.C.		2006 <sup>P)</sup>							
		Feb. Feb.	Mart. March	Apr. April	Mai May	Iun. June	Iul. July	Aug. Aug.	Sept. Sept.
		milioane euro / million euro							
<b>XI</b>	<b>Materiale textile și articole din acestea</b>	<b>357,8</b>	<b>379,2</b>	<b>267,0</b>	<b>326,7</b>	<b>388,3</b>	<b>392,5</b>	<b>338,2</b>	<b>379,2</b>
50	Mătase	3,2	4,2	3,3	4,1	3,8	3,2	1,7	4,9
51	Lână, păr fin sau grosier de animale; fire și țesături din păr de cal	4,6	6,8	5,4	7,4	6,9	5,9	4,1	6,1
52	Bumbac	1,9	2,4	1,7	1,9	2,6	2,0	1,6	2,8
53	Alte fibre textile vegetale; fire de hârtie și țesături din fire de hârtie	0,4	0,3	0,3	0,2	0,1	0,2	0,2	0,2
54	Filamente sintetice sau artificiale	5,3	7,2	5,7	6,4	6,9	5,6	4,1	5,9
55	Fibre sintetice sau artificiale discontinue	8,9	9,9	9,1	11,4	12,6	12,4	9,5	13,5
56	Vată, păslă, fire speciale; sfoară, cordoane, frânghii, articole din acestea	4,5	4,8	4,0	4,9	4,6	3,8	3,2	4,3
57	Covoare și alte acoperitoare de podea din materiale textile	1,0	1,1	1,0	1,0	1,3	0,6	1,2	1,6
58	Țesături speciale; țesături buclate; dantele, tapiserie; pasmanterie, broderii	1,5	2,1	1,9	2,2	3,1	2,5	2,0	2,6
59	Țesături impregnate, cauciucate, acoperite la suprafață sau stratificate; articole tehnice din materiale textile	1,4	1,3	1,6	2,0	1,8	2,1	1,7	2,0
60	Țesături croșetate sau tricotate	0,4	0,5	0,5	0,4	0,5	0,5	0,3	0,4
61	Articole și accesorii de îmbrăcăminte, tricotate sau croșetate	70,9	78,2	57,6	72,1	85,0	88,6	76,2	82,4
62	Articole și accesorii de îmbrăcăminte, altele decât tricotate sau croșetate	236,7	240,1	158,0	192,6	239,7	248,5	217,4	233,3
63	Alte articole textile confecționate	17,1	20,3	16,9	20,1	19,4	16,6	15,0	19,2
<b>XII</b>	<b>Încălțăminte, pălării, umbrele și articole similare</b>	<b>116,2</b>	<b>126,8</b>	<b>89,0</b>	<b>106,8</b>	<b>134,6</b>	<b>139,2</b>	<b>104,4</b>	<b>141,3</b>
64	Încălțăminte și părți ale acesteia	114,0	124,6	87,2	104,8	132,6	137,3	103,1	139,2
65	Obiecte de acoperit capul și părți ale acestora	1,3	1,2	1,1	1,5	1,6	1,4	1,1	1,6
66	Umbrele de ploaie, umbrele de soare, bastoane, bastoane-scaun, bice, cravașe și părți ale acestora	0,8	0,7	0,6	0,4	0,3	0,3	0,1	0,1
67	Pene și puf prelucrate și articole din pene sau din puf; flori artificiale; articole din păr uman	0,1	0,3	0,1	0,1	0,1	0,2	0,1	0,4
<b>XIII</b>	<b>Articole din piatră, ipsos, ciment, ceramică, sticlă și din materiale similare</b>	<b>17,4</b>	<b>19,9</b>	<b>14,6</b>	<b>17,0</b>	<b>15,7</b>	<b>15,3</b>	<b>15,6</b>	<b>17,0</b>
68	Articole din piatră, ipsos, ciment, azbest, mică și materiale similare	1,9	2,0	1,7	2,4	2,0	1,8	1,8	2,5
69	Produce ceramice	8,6	9,8	6,5	6,9	6,8	7,0	6,6	7,2
70	Sticlă și articole din sticlă	6,9	8,1	6,4	7,7	6,9	6,5	7,2	7,3

<sup>P)</sup> Date provizorii.  
<sup>Q)</sup> Date revizuite.  
<sup>R)</sup> Valori sub 0,05.

## 15. EXPORTS FOB BY SECTIONS AND CHAPTERS OF THE COMBINED NOMENCLATURE (C.N.)

- continued -

Oct. Oct.	Noi. Nov.	Dec. Dec.	2007			1.1-28.II.2007 in % față de 1.1-28.II.2006 in % as against 1.1-28.II.2006	CODE C.N.	
			Jan. <sup>Q)</sup> Jan. <sup>Q)</sup>	Feb. <sup>Q)</sup> Feb. <sup>Q)</sup>	1.I-28.II. <sup>P)</sup> 1.I-28.II. <sup>P)</sup>			
milioane euro / million euro								
<b>347,3</b>	<b>369,2</b>	<b>295,3</b>	<b>294,4</b>	<b>340,8</b>	<b>635,2</b>	<b>92,6</b>	Textiles and textile articles	XI
4,4	4,7	2,6	3,3	3,8	7,1	118,9	Silk	50
5,9	6,4	3,7	3,4	4,1	7,5	84,2	Wool, fine or coarse animal hair; horsehair yarn and woven fabric	51
2,8	3,9	2,7	2,7	2,9	5,6	139,9	Cotton	52
0,5	0,5	0,4	0,4	0,3	0,7	73,6	Other vegetable textile fibres; paper yarn and woven fabric of paper yarn	53
6,2	6,6	5,6	6,2	5,8	12,0	103,1	Man-made filaments	54
15,4	13,3	11,5	10,2	11,7	21,8	136,8	Man-made staple fibres	55
4,7	4,5	3,3	4,4	4,0	8,4	98,9	Wadding, felt, special yarns; twine, cords, ropes articles thereof	56
1,4	1,3	0,9	1,2	1,0	2,1	117,3	Carpets and other textile floor coverings	57
3,3	3,3	2,9	3,0	2,5	5,5	174,2	Special woven fabrics; tufted textile fabrics; lace, tapestries; trimmings, embroidery	58
2,0	2,3	1,8	1,9	1,9	3,8	123,5	Impregnated, coated, covered or laminated textile fabrics; technical articles of textiles	59
0,4	0,7	0,9	1,0	1,0	2,0	285,7	Knitted or crocheted fabrics	60
78,6	82,8	63,7	60,1	68,9	129,0	91,6	Knitted or crocheted clothing and accessories	61
201,7	217,8	179,4	177,8	213,5	391,4	87,8	Not knitted or crocheted clothing and accessories	62
20,0	21,1	15,9	18,9	19,4	38,3	111,1	Other ready-made textile articles	63
<b>122,2</b>	<b>114,5</b>	<b>91,5</b>	<b>106,2</b>	<b>124,7</b>	<b>230,9</b>	<b>107,9</b>	Footwear, headgear, umbrellas and similar articles	XII
120,4	111,8	90,2	104,0	122,3	226,3	107,6	Footwear and parts thereof	64
1,6	2,2	1,0	1,2	1,5	2,7	122,4	Headgear and parts thereof	65
0,1	0,3	0,1	0,9	0,7	1,6	119,3	Umbrellas, sun umbrellas, walking sticks, seat-sticks, whips, riding crops and parts thereof	66
0,1	0,2	0,2	0,1	0,2	0,3	271,0	Prepared feathers and down and articles made of feathers or of down; artificial hair flowers; articles of human hair	67
<b>16,3</b>	<b>18,3</b>	<b>13,9</b>	<b>17,9</b>	<b>18,9</b>	<b>36,8</b>	<b>115,7</b>	Articles of stone, plaster, cement, ceramic, glass and similar materials	XIII
1,8	1,7	1,6	1,6	1,5	3,0	90,7	Articles of stone, plaster, cement, asbestos, mica and similar materials	68
7,5	8,2	5,4	7,2	7,0	14,2	90,9	Ceramic products	69
7,0	8,4	6,9	9,1	10,4	19,5	152,6	Glass and glassware	70

<sup>P)</sup> Provisional data.  
<sup>Q)</sup> Revised data.  
<sup>R)</sup> Values under 0.05.

## 15. EXPORTURILE FOB PE SECȚIUNI ȘI CAPITOLE ALE NOMENCLATORULUI COMBINAT (N.C.)

## 15. EXPORTS FOB BY SECTIONS AND CHAPTERS OF THE COMBINED NOMENCLATURE (C.N.)

- continuare -

COD N.C.		2006 <sup>p)</sup>							
		Feb. Feb.	Mart. March	Apr. April	Mai May	Iun. June	Iul. July	Aug. Aug.	Sept. Sept.
		milioane euro / million euro							
XV	<b>Metale comune și articole din acestea</b>	<b>308,2</b>	<b>349,8</b>	<b>274,7</b>	<b>353,5</b>	<b>339,0</b>	<b>324,8</b>	<b>311,7</b>	<b>336,1</b>
72	Fontă, fier și oțel	156,1	154,0	122,3	174,7	165,6	164,3	155,6	167,0
73	Produse din fontă, fier și oțel	70,0	102,2	69,7	77,2	75,8	76,7	70,7	81,5
74	Cupru și articole din cupru	12,0	13,2	19,1	26,4	23,4	14,6	19,1	20,4
75	Nichel și articole din nichel	*)	*)	*)	0,1	0,1	0,1	*)	0,3
76	Aluminiu și articole din aluminiu	55,3	62,7	47,6	59,2	57,0	53,0	53,4	50,5
78	Plumb și articole din plumb	1,7	1,9	2,1	2,1	1,7	1,5	1,8	1,6
79	Zinc și articole din zinc	2,8	3,3	4,6	2,6	3,8	3,4	1,4	1,9
80	Cositor și articole din cositor	*)	*)	*)	*)	*)	0,1	0,1	0,1
81	Alte metale comune; cermeturi	0,4	0,7	0,6	1,3	0,9	1,4	0,7	0,8
82	Unelte și scule, tacâmuri din metale comune	2,1	2,8	1,7	1,8	2,1	1,8	1,4	2,1
83	Articole diverse din metale comune	7,8	9,0	7,0	8,1	8,6	7,9	7,5	9,9
XVI	<b>Mașini și aparate, echipamente electrice; aparate de înregistrat sau de reprodus sunetul și imaginile</b>	<b>397,2</b>	<b>479,1</b>	<b>377,8</b>	<b>463,3</b>	<b>468,5</b>	<b>413,4</b>	<b>389,7</b>	<b>472,7</b>
84	Cazane, turbine, motoare, aparate și dispozitive mecanice, părți ale acestora	157,4	205,7	157,5	198,1	193,7	174,1	174,6	196,0
85	Mașini, aparate și echipamente electrice; aparate de înregistrat sau de reprodus sunetul și imagini de televiziune	239,8	273,4	220,3	265,2	274,8	239,3	215,1	276,7
XVII	<b>Mijloace și materiale de transport</b>	<b>197,8</b>	<b>198,1</b>	<b>184,4</b>	<b>293,9</b>	<b>202,6</b>	<b>227,2</b>	<b>185,8</b>	<b>166,1</b>
86	Vehicule și echipamente pentru căile ferate și de comunicații	10,3	17,1	13,6	12,6	10,8	8,2	9,6	15,0
87	Automobile, tractoare și alte vehicule terestre	129,2	150,6	114,2	157,2	152,1	114,9	108,0	135,2
88	Aeronave, nave spațiale	7,7	4,7	11,3	7,8	17,4	13,9	9,0	1,3
89	Vapoare, nave și structuri plutitoare	50,6	25,7	45,3	116,3	22,3	90,2	59,2	14,6
XVIII	<b>Instrumente și aparate optice, fotografice, cinematografice, medico-chirurgicale și similare; ceasuri; instrumente muzicale; părți și accesorii ale acestora</b>	<b>13,1</b>	<b>16,6</b>	<b>12,8</b>	<b>13,8</b>	<b>15,4</b>	<b>14,6</b>	<b>12,9</b>	<b>15,3</b>
90	Instrumente și aparate optice, fotografice, cinematografice, medico-chirurgicale și similare	12,1	15,4	11,8	12,5	14,2	13,5	11,9	14,0
91	Ceasornicărie	0,2	0,2	0,1	0,3	0,1	0,2	0,1	0,2
92	Instrumente muzicale; părți și accesorii ale acestora	0,8	1,0	0,9	1,0	1,1	0,9	0,9	1,1
XX	<b>Mărfuri și produse diverse</b>	<b>94,5</b>	<b>110,7</b>	<b>89,5</b>	<b>104,6</b>	<b>102,0</b>	<b>88,8</b>	<b>80,8</b>	<b>100,6</b>
94	Mobilă; aparate de iluminat și alte articole similare; construcții prefabricate	88,2	104,6	82,8	96,4	92,2	79,3	72,6	91,1
95	Jucării, jocuri, articole pentru divertisment sau pentru sport	4,6	4,7	5,3	6,7	8,1	8,1	7,1	7,8
96	Articole diverse	1,7	1,4	1,4	1,5	1,7	1,4	1,1	1,7
XXII	<b>Bunuri necuprinse în alte secțiuni din Nomenclatorul Combinat</b>	<b>7,9</b>	<b>11,4</b>	<b>7,5</b>	<b>9,7</b>	<b>9,9</b>	<b>9,7</b>	<b>5,3</b>	<b>7,8</b>

<sup>p)</sup> Date provizorii.<sup>o)</sup> Date revizuite.<sup>\*)</sup> Valori sub 0,05.

- continued -

Oct. Oct.	Noi. Nov.	Dec. Dec.	2007			1.1-28.II.2007 in % față de 1.1-28.II.2006 in % as against 1.1-28.II.2006	CODE C.N.	
			Ian. <sup>o)</sup> Jan. <sup>o)</sup>	Feb. <sup>o)</sup> Feb. <sup>o)</sup>	I.1-28.II. <sup>o)</sup> I.1-28.II. <sup>o)</sup>			
milioane euro / million euro								
<b>359,3</b>	<b>382,3</b>	<b>301,5</b>	<b>376,4</b>	<b>426,1</b>	<b>802,5</b>	<b>147,4</b>	Base metals and articles of base metal	XV
191,2	187,6	156,9	182,2	213,3	395,5	153,1	Pig-iron, iron and steel	72
75,6	88,4	68,4	85,7	92,6	178,3	136,5	Products of pig-iron, iron and steel	73
21,0	21,4	16,7	11,9	15,4	27,3	125,8	Copper and articles thereof	74
0,1	0,2	*)	0,2	0,2	0,5	257,0	Nickel and articles thereof	75
54,5	59,5	40,5	67,2	57,1	124,2	118,2	Aluminium and articles thereof	76
1,4	1,4	1,7	2,6	2,8	5,4	162,2	Lead and articles thereof	78
3,0	10,5	8,5	14,3	11,9	26,2	413,6	Zinc and articles thereof	79
0,1	*)	*)	*)	0,1	0,1	623,6	Tin and articles thereof	80
0,8	0,9	1,0	0,6	0,6	1,1	118,5	Other base metals; cermets	81
2,1	2,5	1,8	4,1	4,1	8,2	206,4	Tools and implements, cutlery of base metal	82
9,5	9,9	6,0	7,5	28,2	35,7	255,1	Miscellaneous articles of base metal	83
Machinery and mechanical appliances; electrical equipment; sound and image recorders and reproducers							XVI	
<b>492,9</b>	<b>550,3</b>	<b>386,4</b>	<b>437,0</b>	<b>482,7</b>	<b>919,7</b>	<b>122,4</b>	Boilers, turbines, engines, mechanical apparatus and devices, parts thereof	84
209,6	235,2	172,0	173,9	207,8	381,8	131,9	Machinery and mechanical appliances and electrical equipment; sound and television image recorders and reproducers	85
283,3	315,1	214,4	263,0	274,8	537,9	116,5		
<b>214,5</b>	<b>305,5</b>	<b>230,7</b>	<b>235,1</b>	<b>252,2</b>	<b>487,2</b>	<b>144,9</b>	Vehicles and associated transport equipment	XVII
19,6	21,4	19,4	7,4	21,2	28,7	168,7	Railway or tramway locomotives and rolling-stock	86
147,6	179,6	124,6	179,9	175,3	355,2	145,0	Vehicles, tractors and other ground vehicles	87
7,7	18,8	21,8	1,0	13,0	14,0	164,4	Aircraft, spacecraft	88
39,6	85,7	64,9	46,8	42,6	89,4	135,8	Ships, boats and floating structures	89
Optical, photographic, cinematographic, medical or surgical instruments and apparatus and similar; clocks and watches; musical instruments; parts and accessories thereof							XVIII	
<b>16,3</b>	<b>19,8</b>	<b>15,5</b>	<b>12,6</b>	<b>18,7</b>	<b>31,4</b>	<b>128,2</b>	Optical, photographic, cinematographic, medical or surgical instruments and apparatus and similar	90
15,0	18,4	14,1	11,8	17,5	29,3	131,1	Clocks and watches	91
0,2	0,2	0,2	0,2	0,2	0,4	82,8	Musical instruments; parts and accessories thereof	92
1,1	1,2	1,2	0,7	1,0	1,7	102,6		
<b>105,6</b>	<b>116,8</b>	<b>85,7</b>	<b>97,9</b>	<b>107,5</b>	<b>205,4</b>	<b>114,0</b>	Miscellaneous manufactured articles	XX
95,2	106,7	78,7	91,8	99,4	191,2	113,8	Furniture; lighting fittings and other similar articles; prefabricated buildings	94
8,7	8,3	5,6	4,6	6,4	11,0	120,6	Toys, games, sport or entertainment articles	95
1,7	1,8	1,4	1,5	1,7	3,2	103,7	Miscellaneous manufactured articles	96
<b>17,2</b>	<b>11,2</b>	<b>9,7</b>	<b>4,2</b>	<b>8,9</b>	<b>13,1</b>	<b>92,5</b>	Goods non-included in Combined Nomenclature other sections	XXII

<sup>p)</sup> Provisional data.<sup>o)</sup> Revised data.<sup>\*)</sup> Values under 0,05.

## 16. IMPORTURILE CIF PE SECȚIUNI ȘI CAPITOLE ALE NOMENCLATORULUI COMBINAT (N.C.)

COD N.C.		2006 <sup>P)</sup>							
		Feb. Feb.	Mart. March	Apr. April	Mai May	Iun. June	Iul. July	Aug. Aug.	Sept. Sept.
		milioane euro / million euro							
	<b>TOTAL</b>	<b>2866,3</b>	<b>3289,6</b>	<b>2944,7</b>	<b>3531,1</b>	<b>3481,9</b>	<b>3452,2</b>	<b>3362,5</b>	<b>3383,0</b>
<b>I</b>	<b>Animale vii și produse animale</b>	<b>49,3</b>	<b>50,2</b>	<b>48,3</b>	<b>52,1</b>	<b>61,0</b>	<b>60,1</b>	<b>57,3</b>	<b>73,8</b>
01	Animale vii	2,6	3,5	3,5	2,7	3,2	3,3	3,8	3,9
02	Carne și măruntaie comestibile	34,7	30,4	32,5	40,3	46,4	46,7	42,7	58,3
03	Pește și crustacee, moluște și alte nevertebrate acvatice	5,3	8,2	5,8	3,9	5,1	4,3	4,3	5,3
04	Lapte și produse lactate; ouă; miere naturală	4,8	5,3	3,7	2,8	3,8	3,2	4,0	3,9
05	Alte produse de origine animală	1,9	2,8	2,8	2,4	2,5	2,6	2,5	2,4
<b>II</b>	<b>Produse vegetale</b>	<b>51,2</b>	<b>65,0</b>	<b>55,8</b>	<b>54,3</b>	<b>40,9</b>	<b>29,6</b>	<b>30,1</b>	<b>30,6</b>
06	Plante vii și produse de floricultură	3,5	4,5	5,9	5,2	2,3	1,2	1,8	2,4
07	Legume, plante, rădăcini și tuberculi	9,1	12,2	12,1	11,8	4,5	1,8	1,9	2,0
08	Fructe comestibile	13,9	17,1	13,0	14,4	10,8	9,6	8,7	8,8
09	Cafea, ceai, mate și condimente	7,1	7,7	7,9	7,8	8,1	7,8	7,7	8,1
10	Cereale	5,6	7,5	5,0	4,1	3,0	3,0	1,0	1,2
11	Produse ale industriei morăritului; malt; amidon	3,7	3,7	3,6	5,8	7,7	2,9	3,6	4,0
12	Semințe și fructe oleaginoase; plante industriale sau medicinale; paie și furaje	7,6	11,4	7,3	4,4	3,4	2,3	4,6	3,1
13	Gume, rășini și alte seve și extracte vegetale	0,7	0,8	1,0	0,7	1,0	0,9	0,8	1,0
14	Materiale pentru împletit și alte produse de origine vegetală, necuprinse în altă parte	*)	0,1	*)	0,1	0,1	0,1	*)	*)
<b>III</b>	<b>Grăsimi și uleiuri animale sau vegetale</b>	<b>5,7</b>	<b>7,0</b>	<b>5,5</b>	<b>6,3</b>	<b>5,8</b>	<b>5,9</b>	<b>5,2</b>	<b>5,3</b>
15	Grăsimi și uleiuri animale sau vegetale	5,7	7,0	5,5	6,3	5,8	5,9	5,2	5,3
<b>IV</b>	<b>Produse alimentare, băuturi și tutun</b>	<b>88,7</b>	<b>96,1</b>	<b>79,7</b>	<b>84,9</b>	<b>87,8</b>	<b>91,3</b>	<b>82,8</b>	<b>82,5</b>
16	Preparate din carne și pește	1,8	2,9	2,0	2,2	2,3	2,0	2,5	2,6
17	Zahăr și produse zaharoase	20,2	15,6	8,3	9,8	16,3	21,9	15,9	12,9
18	Cacao și preparate din cacao	3,7	4,0	3,5	3,1	2,9	3,0	3,9	5,1
19	Preparate pe bază de cereale, de făină, de amidon; produse de patiserie	6,1	7,0	5,8	5,6	4,9	5,5	5,9	7,1
20	Preparate din legume, fructe	8,6	11,1	9,6	10,1	9,6	9,4	8,5	8,3
21	Preparate alimentare diverse	11,8	13,7	12,8	12,3	13,5	13,5	13,4	13,6
22	Băuturi alcoolice și nealcoolice; oțet	5,5	8,2	7,5	9,1	9,6	8,7	7,7	6,5
23	Reziduuri și deseuri ale industriei alimentare	8,3	9,4	9,0	10,2	7,9	7,6	8,9	7,9
24	Tutun și înlocuitori de tutun	22,7	24,2	21,2	22,5	22,0	19,7	16,1	18,5
<b>V</b>	<b>Produse minerale</b>	<b>552,9</b>	<b>527,1</b>	<b>537,6</b>	<b>529,8</b>	<b>507,7</b>	<b>514,4</b>	<b>558,6</b>	<b>440,3</b>
25	Sare; sulf, piatră; ipsos, var și ciment	3,5	4,4	7,7	7,9	7,4	7,6	8,7	9,0
26	Minerale, zgură și cenușă	29,7	36,1	31,8	41,6	37,9	32,8	44,3	51,8
27	Combustibili și uleiuri minerale	519,7	486,6	498,1	480,3	462,4	474,0	505,6	379,5

P) Date provizorii.

\*) Date revizuite.

\*) Valori sub 0,05.

## 16. IMPORTS CIF BY SECTIONS AND CHAPTERS OF THE COMBINED NOMENCLATURE (C.N.)

Oct. Oct.	Noi. Nov.	Dec. Dec.	2007			1.1-28.II.2007 în % față de 1.1-28.II.2006 in % as against 1.1-28.II.2006	CODE C.N.
			Ian. <sup>1)</sup> Jan. <sup>1)</sup>	Feb. <sup>2)</sup> Feb. <sup>2)</sup>	1.I-28.II. <sup>3)</sup> 1.I-28.II. <sup>3)</sup>		
milioane euro / million euro							
<b>3884,8</b>	<b>4074,1</b>	<b>4062,2</b>	<b>3295,7</b>	<b>3691,9</b>	<b>6987,6</b>	<b>132,3</b>	<b>TOTAL</b>
<b>80,9</b>	<b>67,6</b>	<b>62,0</b>	<b>48,5</b>	<b>52,5</b>	<b>101,0</b>	<b>108,1</b>	<b>Live animals and animal products</b>
3,2	2,8	2,8	2,1	2,9	5,0	103,6	Live animals
62,1	48,4	44,6	29,8	28,8	58,5	87,2	Meat and edible offal
6,9	7,1	5,7	3,8	6,0	9,8	109,1	Fish and crustaceans, mollusks and other aquatic invertebrates
5,7	5,9	5,7	10,0	12,1	22,2	260,3	Milk and dairy products; eggs; honey; edible animal products
3,0	3,4	3,2	2,8	2,8	5,6	137,3	Other products of animal origin
<b>38,7</b>	<b>45,5</b>	<b>60,5</b>	<b>60,0</b>	<b>76,9</b>	<b>136,9</b>	<b>156,8</b>	<b>Vegetable products</b>
2,2	3,3	2,9	2,6	5,3	7,9	162,7	Live plants, flower products
2,9	5,1	6,0	9,6	12,0	21,6	145,9	Edible vegetables, roots and tubers
11,8	17,3	26,4	20,4	22,6	43,0	159,9	Edible fruits
11,0	10,5	8,9	6,6	6,4	13,0	97,0	Coffee, tea, mate and spices
2,5	1,5	6,5	7,1	14,6	21,7	286,0	Cereals
4,0	3,3	2,9	3,9	5,8	9,7	150,5	Products of the milling industry; malt; starch
3,5	3,6	6,0	9,3	9,5	18,9	153,7	Seeds and fruits; industrial and medicinal plants; straw and fodder
0,7	0,9	0,9	0,5	0,6	1,1	108,7	Lac; gums, resins and other vegetable saps and extracts
0,1	*)	*)	*)	*)	0,1	124,6	Vegetable plaiting materials; vegetable products not elsewhere specified
<b>7,9</b>	<b>7,1</b>	<b>7,5</b>	<b>7,1</b>	<b>7,7</b>	<b>14,8</b>	<b>143,7</b>	<b>Animal or vegetable fats and oils</b>
7,9	7,1	7,5	7,1	7,7	14,8	143,7	Animal or vegetable fats and oils
<b>121,0</b>	<b>102,4</b>	<b>112,5</b>	<b>81,3</b>	<b>70,2</b>	<b>151,5</b>	<b>91,8</b>	<b>Prepared foodstuffs, beverages and tobacco</b>
2,8	3,4	4,3	2,7	3,5	6,2	192,0	Preparation of meat and fish
40,3	7,3	14,2	3,8	2,8	6,6	20,3	Sugar and confectionery
7,4	8,8	5,7	5,2	6,3	11,6	178,2	Cocoa and cocoa preparations
9,7	11,0	9,3	7,5	8,5	16,0	147,9	Preparations of cereals, flour, starch, milk; pastry products
9,1	10,7	10,6	11,2	12,7	23,9	144,1	Preparations of vegetables, fruit
16,2	16,8	14,5	13,4	15,8	29,2	140,5	Miscellaneous edible preparations
7,0	11,1	13,7	5,6	5,0	10,6	83,5	Alcoholic and non-alcoholic beverages; vinegar
8,8	11,1	11,1	7,0	8,2	15,2	95,4	Residues and waste from the food industry; animal fodder
19,7	22,2	29,1	24,8	7,4	32,2	69,9	Tobacco and manufactured tobacco substitutes
<b>466,6</b>	<b>497,7</b>	<b>478,6</b>	<b>487,7</b>	<b>442,3</b>	<b>930,0</b>	<b>95,4</b>	<b>Mineral products</b>
8,7	6,6	7,1	4,9	6,3	11,2	160,9	Salt; sulphur, stone; plaster; lime and cement
36,0	42,3	31,2	51,4	29,7	81,1	169,9	Ores, slag and ash
421,9	448,8	440,3	431,4	406,3	837,7	91,1	Mineral fuels and oils

P) Provisional data.

\*) Revised data.

\*) Values under 0.05.

## 16. IMPORTURILE CIF PE SECȚIUNI ȘI CAPITOLE ALE NOMENCLATORULUI COMBINAT (N.C.)

- continuare -

COD N.C.		2006 <sup>P1</sup>							
		Feb. Feb.	Mart. March	Apr. April	Mai May	Iun. June	Iul. July	Aug. Aug.	Sept. Sept.
		milioane euro / million euro							
<b>VI</b>	<b>Produse ale industriei chimice</b>	<b>216,1</b>	<b>250,3</b>	<b>208,0</b>	<b>256,2</b>	<b>237,4</b>	<b>262,8</b>	<b>256,4</b>	<b>249,0</b>
28	Produse chimice anorganice	10,2	9,8	8,7	12,3	12,1	11,1	13,5	13,5
29	Produse chimice organice	25,6	31,5	19,9	31,9	32,5	28,0	28,9	24,9
30	Produse farmaceutice	76,5	81,9	72,3	93,5	83,3	102,2	90,2	86,3
31	Îngrășăminte	3,5	9,2	5,7	3,4	3,1	3,4	5,5	5,6
32	Extrakte tanante sau colorante; tanini și derivații lor	17,2	22,2	22,2	26,8	28,1	31,2	29,5	30,5
33	Uleiuri esențiale și rezinoide; produse de parfumerie și cosmetice	23,2	24,5	21,5	26,2	24,3	28,6	25,7	27,9
34	Săpun; preparate pentru spălat și lubrifiante, ceară dentară, paste de modelat	16,6	17,6	15,3	16,8	14,9	16,3	19,2	20,9
35	Substanțe albuminoide; produse pe bază de amidon; cleiuri; enzime	5,2	6,7	5,3	6,7	7,4	8,1	6,8	7,1
36	Pulberi și explozivi, articole de pirotehnie; chibrituri; aliaje piroferice; materiale inflamabile	1,2	1,8	1,2	2,1	1,8	1,4	1,3	1,7
37	Produse fotografice sau cinematografice	2,9	3,0	2,6	3,1	3,3	3,1	3,4	2,7
38	Produse diverse ale industriei chimice	34,0	42,1	33,3	33,4	26,6	29,4	32,4	27,9
<b>VII</b>	<b>Materiale plastice, cauciuc și articole din acestea</b>	<b>163,3</b>	<b>194,9</b>	<b>178,8</b>	<b>215,8</b>	<b>224,5</b>	<b>225,4</b>	<b>221,1</b>	<b>234,8</b>
39	Materiale plastice și articole din materiale plastice	120,9	144,4	133,6	163,6	171,9	172,6	166,4	178,9
40	Cauciuc și articole din cauciuc	42,4	50,5	45,2	52,2	52,6	52,8	54,7	55,9
<b>VIII</b>	<b>Piei crude, piei tăbăcite, blănuri și produse din acestea</b>	<b>49,6</b>	<b>58,9</b>	<b>63,3</b>	<b>90,0</b>	<b>83,0</b>	<b>70,0</b>	<b>40,9</b>	<b>51,7</b>
41	Piei brute și piei tăbăcite	44,1	51,8	56,1	80,8	73,4	60,4	33,2	43,7
42	Obiecte din piele	5,3	6,5	5,5	6,1	6,3	6,4	6,5	6,8
43	Blănuri și articole din blană; blănuri artificiale	0,2	0,6	1,7	3,1	3,3	3,2	1,2	1,2
<b>IX</b>	<b>Produse din lemn, exclusiv mobilier</b>	<b>22,5</b>	<b>27,9</b>	<b>26,6</b>	<b>33,2</b>	<b>31,1</b>	<b>32,9</b>	<b>40,4</b>	<b>38,9</b>
44	Lemn, cărbune de lemn și articole din lemn	21,9	27,3	26,3	32,5	30,6	32,3	40,0	38,4
45	Plută și articole din plută	0,5	0,5	0,2	0,5	0,4	0,5	0,3	0,4
46	Produse din împletituri de fibre vegetale sau de nuiele	0,1	0,1	0,1	0,2	0,1	0,1	0,1	0,1
<b>X</b>	<b>Pastă de lemn, hârtie, carton și articole din acestea</b>	<b>52,5</b>	<b>62,9</b>	<b>57,2</b>	<b>68,1</b>	<b>66,3</b>	<b>66,1</b>	<b>63,1</b>	<b>60,8</b>
47	Pastă din lemn; deșeuri de hârtie	0,9	0,7	0,6	0,6	1,1	0,3	1,0	0,8
48	Hârtie și carton; articole din hârtie și carton	43,6	53,3	47,0	58,2	55,5	56,4	51,2	51,3
49	Cărți, ziare și alte produse imprimate	8,0	8,9	9,6	9,3	9,7	9,4	10,9	8,7

<sup>P1</sup> Date provizorii.  
<sup>1</sup> Date revizuite.

## 16. IMPORTS CIF BY SECTIONS AND CHAPTERS OF THE COMBINED NOMENCLATURE (C.N.)

- continued -

Oct. Oct.	Noi. Nov.	Dec. Dec.	2007			1.1-28.II.2007 in % față de 1.1-28.II.2006 in % as against 1.1-28.II.2006	CODE C.N.	
			Ian. <sup>1</sup> Jan. <sup>1</sup>	Feb. <sup>P1</sup> Feb. <sup>P1</sup>	1.I-28.II. <sup>P1</sup> 1.I-28.II. <sup>P1</sup>			
milioane euro / million euro								
<b>286,5</b>	<b>326,0</b>	<b>375,9</b>	<b>212,1</b>	<b>280,7</b>	<b>492,8</b>	<b>122,4</b>	Chemical products	VI
13,3	14,4	17,5	15,0	21,5	36,5	201,7	Inorganic chemicals	28
31,3	33,0	37,6	37,8	36,9	74,7	142,7	Organic chemicals	29
108,9	147,7	210,7	64,4	91,5	155,9	104,5	Pharmaceutical products	30
6,3	4,2	6,4	2,9	6,0	8,9	160,7	Fertilizers	31
30,8	25,8	21,2	17,6	26,0	43,6	143,8	Tanning or dyestuff extracts; tannins and their derivatives	32
33,2	32,4	28,6	24,5	28,3	52,8	122,5	Essentials oils and resinoids; perfumery, cosmetic or toilet preparations	33
22,4	21,9	15,5	18,2	21,5	39,7	126,2	Soap; washing and lubricating preparations, dental wax, modeling pastes	34
7,8	7,8	6,4	5,5	6,6	12,1	123,0	Albuminoidal substances; modified starch; glues; enzymes	35
2,4	2,8	2,4	1,8	1,6	3,4	163,5	Explosives; pyrotechnic products; matches; pyrophoric alloys; certain combustible preparation	36
3,1	3,7	3,8	2,8	3,0	5,8	94,9	Photographic or cinematographic goods	37
27,0	32,3	25,8	21,5	37,9	59,3	109,0	Miscellaneous chemical products	38
<b>257,7</b>	<b>255,5</b>	<b>215,5</b>	<b>191,9</b>	<b>228,6</b>	<b>420,5</b>	<b>139,3</b>	Plastics, rubber and articles thereof	VII
195,3	189,5	164,9	130,6	163,1	293,7	132,0	Plastics and articles thereof	39
62,4	66,0	50,6	61,3	65,5	126,8	159,9	Rubber and articles thereof	40
<b>66,9</b>	<b>70,3</b>	<b>55,5</b>	<b>56,5</b>	<b>53,0</b>	<b>109,5</b>	<b>106,3</b>	Raw hides and skins, leather, furskins and articles thereof	VIII
57,5	60,6	48,7	50,4	44,4	94,8	101,8	Raw hides and skins and leather	41
8,1	8,7	6,2	5,9	8,2	14,2	148,5	Leather goods	42
1,3	1,0	0,6	0,1	0,4	0,5	175,1	Furskins and artificial fur; manufactures thereof	43
<b>41,4</b>	<b>38,3</b>	<b>31,3</b>	<b>35,6</b>	<b>38,9</b>	<b>74,5</b>	<b>170,8</b>	Wood and articles of wood, excluding furniture	IX
40,9	37,1	30,6	35,2	38,3	73,6	172,6	Wood, charcoal and articles of wood	44
0,4	1,0	0,6	0,3	0,4	0,7	85,8	Cork and articles of cork	45
0,1	0,2	0,1	0,1	0,1	0,2	121,0	Manufactures of straw, of esparto or of other plaiting materials, basketware and wickerwork	46
<b>73,3</b>	<b>78,9</b>	<b>68,3</b>	<b>63,2</b>	<b>65,0</b>	<b>128,2</b>	<b>124,2</b>	Pulp of wood, paper, paperboard and articles thereof	X
1,0	1,4	0,4	1,7	1,6	3,3	208,6	Pulp of wood; waste of paper	47
59,7	63,1	56,7	53,2	55,9	109,1	126,1	Paper and paperboard; articles of paper and paperboard	48
12,6	14,4	11,2	8,3	7,5	15,8	104,3	Printed books, newspapers and other products of the printing industry	49

<sup>P1</sup> Provisional data.  
<sup>1</sup> Revised data.

**16. IMPORTURILE CIF PE SECȚIUNI ȘI CAPITOLE ALE NOMENCLATORULUI COMBINAT (N.C.)**

- continuare -

COD N.C.		2006 <sup>P1</sup>							
		Feb. Feb.	Mart. March	Apr. April	Mai May	Iun. June	Iul. July	Aug. Aug.	Sept. Sept.
		milioane euro / million euro							
<b>XI</b>	<b>Materiale textile și articole din acestea</b>	<b>241,4</b>	<b>276,2</b>	<b>265,5</b>	<b>359,7</b>	<b>334,6</b>	<b>294,8</b>	<b>215,0</b>	<b>252,5</b>
50	Mătase	6,5	5,4	3,0	4,8	3,0	4,6	1,0	4,4
51	Lână, păr fin sau grosier de animale; fire și țesături din păr de cal	17,4	21,8	25,0	41,4	39,1	32,5	21,4	16,2
52	Bumbac	46,4	51,3	49,0	69,3	67,7	56,7	34,3	44,8
53	Alte fibre textile vegetale; fire de hârtie și țesături din fire de hârtie	6,7	4,4	2,1	1,6	1,3	1,1	1,3	2,2
54	Filamente sintetice sau artificiale	29,9	34,4	36,5	50,8	46,2	39,4	28,1	31,7
55	Fibre sintetice sau artificiale discontinue	31,8	39,2	38,0	53,1	49,1	43,1	32,8	35,9
56	Vată, păslă, fire speciale; sfoară, cordoane, frânghii, articole din acestea	7,7	9,5	9,4	12,8	12,3	10,6	8,2	9,6
57	Covoare și alte acoperitoare de podea din materiale textile	4,1	4,3	4,3	4,4	4,2	4,1	3,9	4,6
58	Țesături speciale; țesături buclate; dantele, tapiserie; pasmanterii, broderii	13,6	16,7	17,0	23,4	21,4	19,2	11,3	14,9
59	Țesături impregnate, cauciucate, acoperite la suprafață sau stratificate; articole tehnice din materiale textile	16,8	19,5	17,1	21,2	21,0	18,3	15,4	17,6
60	Țesături croșetate sau tricotate	10,7	14,1	13,7	19,3	17,5	14,4	9,1	12,2
61	Articole și accesorii de îmbrăcăminte, tricotate sau croșetate	18,5	22,2	20,2	22,0	20,0	18,9	18,2	22,8
62	Articole și accesorii de îmbrăcăminte, altele decât tricotate sau croșetate	23,4	24,2	22,4	25,8	22,5	22,8	22,2	26,3
63	Alte articole textile confecționate	7,9	9,2	7,8	9,8	9,3	9,1	7,8	9,3
<b>XII</b>	<b>Încălțăminte, pălării, umbrele și articole similare</b>	<b>34,5</b>	<b>36,7</b>	<b>34,5</b>	<b>40,4</b>	<b>35,4</b>	<b>34,7</b>	<b>29,3</b>	<b>36,9</b>
64	Încălțăminte și părți ale acesteia	32,2	33,3	32,4	37,9	33,8	33,5	28,0	35,4
65	Obiecte de acoperit capul și părți ale acestora	0,5	0,8	0,6	0,6	0,6	0,5	0,7	0,9
66	Umbrele de ploaie, umbrele de soare, bastoane, bastoane-scaun, bice, cravașe și părți ale acestora	1,6	2,4	1,3	1,7	0,7	0,5	0,4	0,4
67	Pene și puf prelucrate și articole din pene sau din puf; flori artificiale; articole din păr uman	0,2	0,2	0,2	0,2	0,3	0,2	0,2	0,2
<b>XIII</b>	<b>Articole din piatră, ipsos, ciment, ceramică, sticlă și din materiale similare</b>	<b>44,2</b>	<b>56,8</b>	<b>51,9</b>	<b>61,5</b>	<b>67,1</b>	<b>69,9</b>	<b>74,2</b>	<b>72,3</b>
68	Articole din piatră, ipsos, ciment, azbest, mică și materiale similare	10,7	15,3	13,1	15,3	19,2	21,7	23,0	21,2
69	Produse ceramice	16,9	22,0	21,1	23,7	25,1	25,6	28,4	26,0
70	Sticlă și articole din sticlă	16,6	19,5	17,7	22,5	22,8	22,6	22,8	25,1

<sup>P1</sup> Date provizorii.

<sup>1)</sup> Date revizuite.

**16. IMPORTS CIF BY SECTIONS AND CHAPTERS OF THE COMBINED NOMENCLATURE (C.N.)**

- continued -

Oct. Oct.	Noi. Nov.	Dec. Dec.	2007			1.1-28.II.2007 în % față de 1.1-28.II.2006 in % as against 1.1-28.II.2006	CODE C.N.	
			Ian. <sup>1)</sup> Jan. <sup>1)</sup>	Feb. <sup>P1</sup> Feb. <sup>P1</sup>	1.I-28.II. <sup>P1</sup> 1.I-28.II. <sup>P1</sup>			
milioane euro / million euro								
<b>326,2</b>	<b>322,8</b>	<b>256,3</b>	<b>271,7</b>	<b>271,6</b>	<b>543,3</b>	<b>112,8</b>	Textiles and textile articles	XI
6,2	5,6	4,4	6,2	6,1	12,3	116,8	Silk	50
22,3	18,5	14,9	19,3	20,2	39,5	114,7	Wool, fine or coarse animal hair; horsehair yarn and woven fabric	51
67,4	71,6	56,7	58,4	47,3	105,7	100,4	Cotton	52
6,2	8,4	8,7	8,9	5,4	14,3	90,7	Other vegetable textile fibres; paper yarn and woven fabric of paper yarn	53
42,4	43,1	33,6	37,1	35,5	72,6	121,2	Man-made filaments	54
41,2	41,4	28,4	32,2	31,3	63,4	102,3	Man-made staple fibres	55
11,4	11,1	8,6	8,6	8,9	17,6	114,7	Wadding, felt, special yarns; twine, cords, ropes articles thereof	56
6,3	6,8	6,0	4,4	5,1	9,5	134,9	Carpets and other textile floor coverings	57
17,3	17,3	13,2	14,6	12,9	27,6	100,8	Special woven fabrics; tufted textile fabrics; lace, tapestries; trimmings, embroidery	58
21,5	20,6	18,7	16,1	18,4	34,6	112,8	Impregnated, coated, covered or laminated textile fabrics; technical articles	59
14,7	13,2	10,8	13,5	14,8	28,4	136,4	of textiles	60
24,8	23,7	19,4	19,5	24,5	44,0	127,4	Knitted or crocheted fabrics	61
33,8	29,3	22,8	21,6	29,9	51,4	117,8	Knitted or crocheted clothing and accessories	62
10,7	12,2	10,1	11,2	11,2	22,5	157,7	Not knitted or crocheted clothing and accessories	63
<b>42,2</b>	<b>34,7</b>	<b>26,1</b>	<b>38,3</b>	<b>45,7</b>	<b>84,0</b>	<b>134,0</b>	Other ready-made textile articles	63
40,6	33,2	24,6	35,7	42,3	78,1	131,1	Footwear, headgear, umbrellas and similar articles	XII
1,0	0,8	0,6	0,7	1,1	1,8	235,3	Footwear and parts thereof	64
0,4	0,5	0,7	1,6	2,1	3,7	187,1	Headgear and parts thereof	65
0,2	0,2	0,2	0,2	0,2	0,4	101,0	Umbrellas, sun umbrellas, walking sticks, seat-sticks, whips, riding crops and parts thereof	66
0,2	0,2	0,2	0,2	0,2	0,4	101,0	Prepared feathers and down and articles made of feathers or of down; artificial hair flowers; articles of human hair	67
<b>74,7</b>	<b>72,5</b>	<b>56,1</b>	<b>50,0</b>	<b>61,5</b>	<b>111,5</b>	<b>139,7</b>	Articles of stone, plaster, cement, ceramic, glass and similar materials	XIII
21,4	20,9	15,2	13,9	16,7	30,6	162,0	Articles of stone, plaster, cement, asbestos, mica and similar materials	68
25,8	26,0	20,7	16,3	23,9	40,2	133,1	Ceramic products	69
27,5	25,6	20,2	19,8	20,9	40,7	132,6	Glass and glassware	70

<sup>P1</sup> Provisional data.

<sup>1)</sup> Revised data.

**16. IMPORTURILE CIF PE SECȚIUNI ȘI CAPITOLE ALE NOMENCLATORULUI COMBINAT (N.C.)**

- continuare -

COD N.C.		2006 <sup>P)</sup>							
		Feb. Feb.	Mart. March	Apr. April	Mai May	Iun. June	Iul. July	Aug. Aug.	Sept. Sept.
		milioane euro / million euro							
XV	<b>Metale comune și articole din acestea</b>	<b>239,0</b>	<b>287,3</b>	<b>251,4</b>	<b>328,3</b>	<b>339,0</b>	<b>351,2</b>	<b>377,5</b>	<b>365,3</b>
72	Fontă, fier și oțel	88,0	101,3	87,1	109,0	116,2	117,6	153,4	131,4
73	Produce din fontă, fier și oțel	74,8	92,2	83,7	102,8	105,5	114,3	107,9	121,8
74	Cupru și articole din cupru	12,8	23,3	15,5	30,0	32,7	30,0	30,1	31,0
75	Nichel și articole din nichel	3,1	2,5	2,8	3,0	2,5	2,5	2,6	2,7
76	Aluminiu și articole din aluminiu	23,9	29,3	25,1	34,5	33,9	38,1	32,2	32,4
78	Plumb și articole din plumb	0,2	0,1	0,1	0,2	0,1	0,1	0,3	0,1
79	Zinc și articole din zinc	3,4	1,0	2,6	4,0	4,1	4,4	4,1	1,4
80	Cositor și articole din cositor	0,5	0,4	0,4	0,6	0,5	0,6	0,8	1,9
81	Alte metale comune; cermeturi	2,1	2,6	1,5	2,2	2,2	1,6	3,1	1,7
82	Unelte și scule, tacâmuri din metale comune	11,1	13,1	11,0	13,6	12,5	13,2	14,4	13,1
83	Articole diverse din metale comune	19,1	21,5	21,6	28,4	28,8	28,8	28,6	27,8
XVI	<b>Mașini și aparate, echipamente electrice; aparate de înregistrat sau de reprodus sunetul și imaginile</b>	<b>650,6</b>	<b>827,2</b>	<b>671,4</b>	<b>823,1</b>	<b>824,4</b>	<b>819,3</b>	<b>796,1</b>	<b>869,6</b>
84	Cazane, turbine, motoare, aparate și dispozitive mecanice, părți ale acestora	360,1	473,0	363,8	466,0	446,6	484,2	450,3	467,0
85	Mașini, aparate și echipamente electrice; aparate de înregistrat sau de reprodus sunetul și imagini de televiziune	290,5	354,2	307,6	357,1	377,8	335,1	345,8	402,6
XVII	<b>Mijloace și materiale de transport</b>	<b>278,5</b>	<b>345,2</b>	<b>304,4</b>	<b>394,0</b>	<b>415,5</b>	<b>393,1</b>	<b>404,8</b>	<b>387,4</b>
86	Vehicule și echipamente pentru căile ferate și de comunicații	10,3	8,9	12,6	14,2	10,3	13,2	14,3	12,3
87	Automobile, tractoare și alte vehicule terestre	244,3	331,3	290,8	374,6	382,2	373,6	384,9	356,2
88	Aeronave, nave spațiale	23,6	2,9	0,5	3,6	19,8	4,9	2,6	17,8
89	Vapoare, nave și structuri plutitoare	0,3	2,1	0,5	1,6	3,2	1,4	3,0	1,1
XVIII	<b>Instrumente și aparate optice, fotografice, cinematografice, medico-chirurgicale și similare; ceasuri; instrumente muzicale; părți și accesorii ale acestora</b>	<b>73,3</b>	<b>57,5</b>	<b>42,9</b>	<b>55,4</b>	<b>50,1</b>	<b>52,1</b>	<b>45,4</b>	<b>59,1</b>
90	Instrumente și aparate optice, fotografice, cinematografice, medico-chirurgicale și similare	71,6	55,4	41,5	53,4	48,4	50,4	43,8	57,2
91	Ceasornicărie	1,3	1,6	1,0	1,5	1,3	1,4	1,2	1,6
92	Instrumente muzicale; părți și accesorii ale acestora	0,4	0,5	0,4	0,5	0,4	0,3	0,4	0,3
XX	<b>Mărfuri și produse diverse</b>	<b>45,7</b>	<b>54,4</b>	<b>54,3</b>	<b>64,1</b>	<b>63,3</b>	<b>70,9</b>	<b>59,2</b>	<b>63,5</b>
94	Mobilă; aparate de iluminat și alte articole similare; construcții prefabricate	29,4	32,0	32,5	34,9	37,1	44,3	40,6	42,1
95	Jucării, jocuri, articole pentru divertisment sau pentru sport	6,9	9,9	8,5	9,6	8,6	10,8	7,6	10,5
96	Articole diverse	9,4	12,5	13,3	19,6	17,6	15,8	11,0	10,9
XXII	<b>Bunuri necuprinse în alte secțiuni din Nomenclatorul Combinat</b>	<b>7,3</b>	<b>8,0</b>	<b>7,6</b>	<b>13,9</b>	<b>7,0</b>	<b>7,7</b>	<b>5,1</b>	<b>8,7</b>

<sup>P)</sup> Date provizorii.

<sup>Q)</sup> Date revizuite.

**16. IMPORTS CIF BY SECTIONS AND CHAPTERS OF THE COMBINED NOMENCLATURE (C.N.)**

- continued -

Oct. Oct.	Noi. Nov.	Dec. Dec.	2007			1.1-28.II.2007 in % față de 1.1-28.II.2006 in % as against 1.1-28.II.2006	CODE C.N.	
			Ian. <sup>Q)</sup> Jan. <sup>Q)</sup>	Feb. <sup>P)</sup> Feb. <sup>P)</sup>	1.I-28.II. <sup>P)</sup> 1.I-28.II. <sup>P)</sup>			
milioane euro / million euro								
<b>426,3</b>	<b>448,0</b>	<b>404,4</b>	<b>366,8</b>	<b>403,3</b>	<b>770,0</b>	<b>170,5</b>	<b>Base metals and articles of base metal</b>	<b>XV</b>
148,0	171,1	162,7	148,3	150,9	299,2	179,8	Pig-iron, iron and steel	72
142,6	147,6	130,8	101,8	122,8	224,6	159,9	Products of pig-iron, iron and steel	73
38,8	34,1	34,9	33,5	38,6	72,1	291,6	Copper and articles thereof	74
3,7	3,6	2,4	4,0	1,9	5,9	137,4	Nickel and articles thereof	75
42,7	38,1	31,8	28,0	38,1	66,1	150,9	Aluminium and articles thereof	76
0,4	0,7	0,2	0,1	0,3	0,4	118,8	Lead and articles thereof	78
1,6	4,8	2,3	9,4	5,5	14,9	364,5	Zinc and articles thereof	79
0,5	0,8	0,6	0,5	0,4	0,9	118,6	Tin and articles thereof	80
2,8	3,0	2,1	1,6	1,8	3,4	84,9	Other base metals; cermets	81
13,9	14,2	12,4	13,5	16,4	29,9	110,0	Tools and implements, cutlery of base metal	82
31,3	30,0	24,2	26,1	26,6	52,7	148,2	Miscellaneous articles of base metal	83
<b>962,1</b>	<b>1031,4</b>	<b>1045,4</b>	<b>862,4</b>	<b>948,0</b>	<b>1810,4</b>	<b>149,4</b>	<b>Machinery and mechanical appliances; electrical equipment; sound and image recorders and reproducers</b>	<b>XVI</b>
527,0	533,9	609,4	434,8	530,0	964,8	148,8	Boilers, turbines, engines, mechanical apparatus and devices, parts thereof	84
435,1	497,5	436,0	427,6	418,0	845,6	150,2	Machinery and mechanical appliances and electrical equipment; sound and television image recorders and reproducers	85
<b>453,5</b>	<b>505,3</b>	<b>614,7</b>	<b>354,8</b>	<b>508,2</b>	<b>863,0</b>	<b>175,2</b>	<b>Vehicles and associated transport equipment</b>	<b>XVII</b>
13,1	14,8	13,5	11,8	15,7	27,4	160,1	Railway or tramway locomotives and rolling-stock	86
423,3	477,4	552,4	338,0	438,4	776,4	172,1	Vehicles, tractors and other ground vehicles	87
16,6	11,2	43,3	3,1	52,7	55,8	234,3	Aircraft, spacecraft	88
0,5	1,9	5,5	2,0	1,4	3,4	671,2	Ships, boats and floating structures	89
<b>62,8</b>	<b>66,5</b>	<b>100,1</b>	<b>50,0</b>	<b>57,0</b>	<b>107,0</b>	<b>92,9</b>	<b>Optical, photographic, cinematographic, medical or surgical instruments and apparatus and similar; clocks and watches; musical instruments; parts and accessories thereof</b>	<b>XVIII</b>
60,8	63,7	96,2	47,8	54,3	102,1	90,9	Optical, photographic, cinematographic, medical or surgical instruments and apparatus and similar	90
1,5	2,3	2,0	1,7	2,1	3,8	173,3	Clocks and watches	91
0,5	0,5	1,9	0,5	0,6	1,1	163,5	Musical instruments; parts and accessories thereof	92
<b>87,7</b>	<b>93,9</b>	<b>80,1</b>	<b>51,8</b>	<b>65,7</b>	<b>117,5</b>	<b>136,9</b>	<b>Miscellaneous manufactured articles</b>	<b>XX</b>
54,4	58,6	56,0	32,9	44,5	77,4	143,6	Furniture; lighting fittings and other similar articles; prefabricated buildings	94
17,1	18,8	11,6	7,2	10,3	17,5	140,8	Toys, games, sport or entertainment articles	95
16,2	16,5	12,5	11,6	10,9	22,6	115,9	Miscellaneous manufactured articles	96
<b>8,4</b>	<b>9,7</b>	<b>11,4</b>	<b>6,0</b>	<b>15,0</b>	<b>21,0</b>	<b>147,8</b>	<b>Goods non-included in Combined Nomenclature other sections</b>	<b>XXII</b>

<sup>P)</sup> Provisional data.

<sup>Q)</sup> Revised data.

17. EXPORTURILE FOB PE SECȚIUNI CONFORM CLASIFICĂRII STANDARD DE COMERȚ INTERNAȚIONAL (CSCI REV.4), GRUPE DE ȚĂRI ȘI ȚĂRI, ÎN PERIOADA 1.I-28.II 2007

mii euro

	Total	Cod secțiuni CSCI Rev.4 <sup>1)</sup>				
		0	1	2	3	4
<b>TOTAL</b>	<b>4384413</b>	<b>61554</b>	<b>18632</b>	<b>216245</b>	<b>297121</b>	<b>3378</b>
<b>EUROPA</b>	<b>3887940</b>	<b>56130</b>	<b>12174</b>	<b>156821</b>	<b>207942</b>	<b>3366</b>
<b>UNIUNEA EUROPEANĂ</b>	<b>3160219</b>	<b>47531</b>	<b>10893</b>	<b>85445</b>	<b>81858</b>	<b>3140</b>
Austria	119032	3234	205	3803	636	-
Belgia	63801	905	155	597	132	-
Bulgaria	96567	3066	4156	4784	29464	796
Republica Cehă	67091	528	3222	261	2104	-
Cipru	1378	450	1	-	80	-
Danemarca	6020	-	12	132	43	-
Estonia	1935	-	340	105	5	-
Franța	345600	4751	18	6823	12194	-
Finlanda	6845	11	21	-	-	-
Germania	761879	6697	976	14319	3527	139
Grecia	82362	5356	19	8757	8756	20
Irlanda	7726	30	-	147	707	-
Italia	801721	7029	123	23014	2188	-
Letonia	719	-	146	3	-	-
Lituania	2625	8	145	54	-	-
Luxemburg	311	-	-	-	6	-
Malta	588	56	6	-	399	-
Olanda	90693	2925	13	4789	880	305
Polonia	98617	387	39	248	124	239
Portugalia	2802	11	-	209	36	-
Slovacia	42807	615	176	191	3882	36
Slovenia	16362	346	-	234	207	-
Spania	92513	2440	180	3790	73	-
Suedia	23632	-	-	116	-	-
Regatul Unit al Marii Britanii și Irlandei de Nord	190382	1026	232	8465	2953	74
Ungaria	236210	7660	708	4606	13463	1531
Țări nespecificate INTRA UE	-	-	-	-	-	-
<b>AELS</b>	<b>95560</b>	<b>36</b>	<b>-</b>	<b>2324</b>	<b>8017</b>	<b>-</b>
Islanda	1033	-	-	-	43	-
Liechtenstein	86	-	-	-	-	-
Norvegia	61683	-	-	2030	1	-
Elveția	32758	36	-	294	7973	-
<b>ALTE ȚĂRI DIN EUROPA</b>	<b>632161</b>	<b>8564</b>	<b>1281</b>	<b>69051</b>	<b>118067</b>	<b>226</b>
din care:						
Albania	6405	237	-	94	3907	-
Belarus	1678	6	71	-	-	-
Bosnia - Herțegovina	8087	211	8	1307	412	78
Croația	9336	2904	75	11	9	-
Federația Rusă	61193	273	24	455	72	133
Moldova	73873	1314	640	2097	22307	-
Republica Macedonia	6668	246	-	48	52	-
Serbia	54809	121	17	3315	27047	-
Turcia	338579	3168	11	61196	38761	14
Ucraina	62252	71	435	436	25485	-

<sup>1)</sup> Pentru denumirea secțiunilor CSCI Rev.4 consultați tabelul 7 de la pagina 28.

17. FOB EXPORTS BY (SITC REV.4) SECTIONS ACCORDING TO STANDARD INTERNATIONAL TRADE CLASSIFICATION, BY GROUPS OF COUNTRIES AND BY COUNTRIES IN THE PERIOD 1.I-28.II 2007

thousand euro

SITC Rev.4 Sections <sup>1)</sup>					
5	6	7	8	9	
<b>268351</b>	<b>1059091</b>	<b>1399209</b>	<b>1058729</b>	<b>2103</b>	<b>TOTAL</b>
<b>231988</b>	<b>931144</b>	<b>1252957</b>	<b>1033314</b>	<b>2103</b>	<b>EUROPE</b>
<b>140730</b>	<b>724762</b>	<b>1064590</b>	<b>999265</b>	<b>2004</b>	<b>EUROPEAN UNION</b>
4923	20150	52546	33520	15	Austria
2277	10662	31863	17183	27	Belgium
19403	21683	7263	5947	4	Bulgaria
2139	27907	27909	3012	8	Czech Republic
124	650	27	45	-	Cyprus
59	3169	314	2291	-	Denmark
-	714	182	589	-	Estonia
2761	62027	130271	126754	-	France
-	4360	1961	492	-	Finland
21783	137857	379576	196988	16	Germany
6536	28178	19809	4930	1	Greece
-	456	3571	2816	-	Ireland
35773	181218	149990	400512	1876	Italy
48	410	53	60	-	Latvia
507	1090	669	151	-	Lithuania
-	157	1	147	-	Luxembourg
13	21	28	65	-	Malta
1170	18780	34748	27050	34	Netherlands
13017	49411	29601	5551	-	Poland
94	1120	432	899	-	Portugal
1839	13685	17536	4848	-	Slovakia
218	12182	1827	1345	3	Slovenia
7766	28786	35342	14135	-	Spain
99	8871	4492	10055	-	Sweden
1208	24628	53733	98044	19	United Kingdom of Great Britain and Northern Ireland
18972	66589	80846	41835	-	Hungary
-	-	-	-	-	Not specified countries INTRA UE
<b>94</b>	<b>8521</b>	<b>64622</b>	<b>11945</b>	<b>-</b>	<b>EFTA</b>
3	936	7	44	-	Iceland
-	-	44	42	-	Liechtenstein
22	2784	55295	1550	-	Norway
70	4801	9275	10309	-	Switzerland
<b>91164</b>	<b>197861</b>	<b>123745</b>	<b>22105</b>	<b>98</b>	<b>OTHER EUROPEAN COUNTRIES</b>
					of which:
1241	380	293	254	-	Albania
51	601	727	222	-	Belarus
3416	1789	623	241	-	Bosnia-Herzegovina
333	2887	2371	747	-	Croatia
1358	11644	44163	3071	-	Russian Federation
6720	28014	6724	6056	-	Moldova, Republic of
1123	4298	792	109	-	Republic of Macedonia
9510	8307	5562	929	-	Serbia
60448	133031	40417	1433	98	Turkey
6457	6181	21539	1650	-	Ukraine

<sup>1)</sup> For SITC Rev.4 sections name please consult the table 7 from page 28.

17. EXPORTURILE FOB PE SECȚIUNI CONFORM CLASIFICĂRII STANDARD DE COMERȚ INTERNAȚIONAL (CSCI REV.4), GRUPE DE ȚĂRI ȘI ȚĂRI, ÎN PERIOADA 1.I-28.II 2007

mii euro - continuare

	Total	Cod secțiuni CSCI Rev.4				
		0	1	2	3	4
<b>ASIA</b>	<b>274054</b>	<b>2859</b>	<b>5929</b>	<b>47378</b>	<b>72876</b>	<b>12</b>
<b>ORIENTUL MIJLOCIU ȘI APROPIAT</b>	<b>150732</b>	<b>2757</b>	<b>5828</b>	<b>24000</b>	<b>72425</b>	<b>-</b>
din care:						
Arabia Saudită	12137	-	2832	6473	3	-
Emiratele Arabe Unite	57679	7	746	4258	42126	-
Iordania	1922	61	-	1744	6	-
Republica Islamică Iran	5103	-	-	12	-	-
Liban	14610	625	-	3275	9483	-
Siria	13297	1973	-	5930	39	-
Yemen	13579	-	-	-	12590	-
Georgia	7699	4	1	-	7622	-
Armenia	1870	7	-	-	339	-
Azerbaidjan	331	59	-	-	4	-
Irak	1581	-	-	-	27	-
Israel	10138	22	72	477	180	-
<b>ALTE ȚĂRI DIN ASIA</b>	<b>123322</b>	<b>102</b>	<b>102</b>	<b>23378</b>	<b>451</b>	<b>12</b>
din care:						
China, Regiunea Administrativă Specială Hong-Kong	1968	-	-	38	-	-
R.Coreea	4169	11	31	128	25	-
Malaezia	1299	-	-	11	-	-
Singapore	7829	2	3	-	-	-
Taiwan	934	-	-	54	-	-
Thailanda	2122	-	-	73	-	-
R.P.Chineză	20456	-	32	7622	71	-
India	51682	-	-	1881	151	-
Indonezia	344	-	-	-	-	-
Japonia	16932	-	36	12838	-	12
Pakistan	852	-	-	556	-	-
Sri-Lanka	336	87	-	9	-	-
Kazahstan	4146	-	-	19	25	-
Tadjikistan	-	-	-	-	-	-
Turkmenistan	1181	-	-	21	-	-
Uzbekistan	7362	-	-	-	-	-
<b>AFRICA</b>	<b>95379</b>	<b>1170</b>	<b>65</b>	<b>11714</b>	<b>10377</b>	<b>-</b>
<b>AFRICA DE NORD</b>	<b>56884</b>	<b>1081</b>	<b>-</b>	<b>11484</b>	<b>10260</b>	<b>-</b>
din care:						
Algeria	7806	-	-	165	-	-
Egipt	37422	833	-	9049	10246	-
Marea Jamahirie Arabă Libiană Populară Socialistă	1590	-	-	929	-	-
Maroc	7456	248	-	502	-	-
Tunisia	2610	-	-	839	13	-

17. FOB EXPORTS BY (SITC REV.4) SECTIONS ACCORDING TO STANDARD INTERNATIONAL TRADE CLASSIFICATION, BY GROUPS OF COUNTRIES AND BY COUNTRIES IN THE PERIOD 1.I-28.II 2007

thousand euro - continued

	SITC Rev.4 Sections				
	5	6	7	8	9
	<b>9535</b>	<b>68572</b>	<b>58910</b>	<b>7983</b>	<b>-</b>
<b>ASIA</b>	<b>3386</b>	<b>20166</b>	<b>18204</b>	<b>3966</b>	<b>-</b>
<b>NEAR AND MIDDLE EAST</b>					
of which:					
Saudi Arabia	12	1530	1130	156	-
United Arab Emirates	36	6469	3606	432	-
Jordan	5	29	77	-	-
Iran, Islamic Republic of	930	449	3638	76	-
Lebanon	52	930	245	-	-
Syrian Arab Republic	1104	263	3945	43	-
Yemen	46	855	88	-	-
Georgia	53	4	15	-	-
Armenia	150	-	1374	-	-
Azerbaijan	34	24	33	178	-
Irak	1	-	494	1060	-
Israel	887	4405	2186	1908	-
<b>OTHER ASIAN COUNTRIES</b>	<b>6149</b>	<b>48406</b>	<b>40706</b>	<b>4017</b>	<b>-</b>
of which:					
China, Special Administrative Region Hong-Kong	74	621	900	336	-
Republic of Korea	134	498	3288	54	-
Malaysia	14	404	28	842	-
Singapore	32	4685	3102	5	-
Taiwan	55	306	481	38	-
Thailand	4	1367	662	17	-
China, People's Republic of	4345	429	7695	261	-
India	406	35945	12810	488	-
Indonesia	24	73	243	5	-
Japan	850	701	2110	386	-
Pakistan	4	47	204	40	-
Sri-Lanka	17	217	-	7	-
Kazakhstan	88	963	2631	420	-
Tajikistan	-	-	-	-	-
Turkmenistan	5	1135	15	5	-
Uzbekistan	-	810	6499	52	-
<b>AFRICA</b>	<b>9487</b>	<b>18484</b>	<b>42358</b>	<b>1725</b>	<b>-</b>
<b>NORTH AFRICA</b>	<b>4101</b>	<b>11488</b>	<b>17902</b>	<b>569</b>	<b>-</b>
of which:					
Algeria	2081	615	4941	3	-
Egypt	1530	8123	7612	29	-
Libyan Arab Jamahiriya	5	611	44	1	-
Marocco	148	857	5273	428	-
Tunisia	337	1282	31	108	-



17. EXPORTURILE FOB PE SECȚIUNI CONFORM CLASIFICĂRII STANDARD DE COMERȚ INTERNAȚIONAL (CSCI REV.4), GRUPE DE ȚĂRI ȘI ȚĂRI, ÎN PERIOADA 1.I-28.II 2007

mii euro - continuare

	Total	Cod secțiuni CSCI Rev.4				
		0	1	2	3	4
<b>ALTE ȚĂRI DIN AFRICA</b>	<b>38495</b>	<b>89</b>	<b>65</b>	<b>230</b>	<b>118</b>	<b>-</b>
din care:						
Camerun	2326	-	-	12	-	-
Gabon	379	-	-	-	-	-
Guineea	32	-	-	-	-	-
Sudan	1743	-	42	113	24	-
Coasta de Fildeș	36	-	-	-	-	-
Nigeria	5214	-	-	15	-	-
Africa de Sud	429	3	-	8	56	-
Etiopia	108	1	-	-	-	-
Kenya	2984	-	-	-	-	-
<b>AMERICA</b>	<b>124786</b>	<b>1302</b>	<b>187</b>	<b>332</b>	<b>5918</b>	<b>-</b>
<b>AMERICA DE NORD</b>	<b>94525</b>	<b>1282</b>	<b>186</b>	<b>244</b>	<b>311</b>	<b>-</b>
din care:						
S.U.A.	88444	1272	123	229	311	-
Canada	6081	11	62	15	-	-
<b>AMERICA CENTRALĂ ȘI CARAIBEANĂ</b>	<b>11213</b>	<b>19</b>	<b>1</b>	<b>76</b>	<b>5607</b>	<b>-</b>
din care:						
Cuba	7	-	-	-	-	-
Statele Unite Mexicane	4541	-	-	-	-	-
Panama	188	6	-	76	29	-
<b>AMERICA DE SUD</b>	<b>19048</b>	<b>-</b>	<b>-</b>	<b>11</b>	<b>-</b>	<b>-</b>
din care:						
Argentina	573	-	-	-	-	-
Brazilia	2766	-	-	11	-	-
Chile	57	-	-	-	-	-
Columbia	11099	-	-	-	-	-
Ecuador	26	-	-	-	-	-
Peru	7	-	-	-	-	-
Venezuela	4465	-	-	-	-	-
<b>OCEANIA</b>	<b>1368</b>	<b>8</b>	<b>-</b>	<b>-</b>	<b>7</b>	<b>-</b>
din care:						
Australia	1103	-	-	-	-	-
<b>ȚĂRI NESPECIFICATE EXTRA UE</b>	<b>885</b>	<b>85</b>	<b>277</b>	<b>-</b>	<b>-</b>	<b>-</b>
<b>ALTE GRUPĂRI DE ȚĂRI</b>						
<b>ȚĂRI DIN BAZINUL MEDITERANEAN - UE</b>	<b>521846</b>	<b>10661</b>	<b>183</b>	<b>88916</b>	<b>90171</b>	<b>93</b>
OPEC	105243	7	5025	13308	42163	0
OECD - UE	555409	4497	264	76731	47114	26
CSI	147723	420	530	930	33558	133

17. FOB EXPORTS BY (SITC REV.4) SECTIONS ACCORDING TO STANDARD INTERNATIONAL TRADE CLASSIFICATION, BY GROUPS OF COUNTRIES AND BY COUNTRIES IN THE PERIOD 1.I-28.II 2007

thousand euro - continued

	SITC Rev.4 Sections				
	5	6	7	8	9
<b>5386</b>	<b>6996</b>	<b>24456</b>	<b>1156</b>	<b>-</b>	<b>OTHER AFRICAN COUNTRIES</b>
					of which:
23	2290	1	-	-	Camerun
135	1	244	-	-	Gabon
-	32	-	-	-	Guineea
9	-	1277	277	-	Sudan
15	-	21	-	-	Ivory Coast
1806	2086	1290	16	-	Nigeria
17	112	163	71	-	South Africa
73	-	34	-	-	Ethiopia
2971	-	13	-	-	Kenya
<b>17187</b>	<b>40322</b>	<b>44250</b>	<b>15289</b>	<b>-</b>	<b>AMERICA</b>
<b>16545</b>	<b>32573</b>	<b>29018</b>	<b>14366</b>	<b>-</b>	<b>NORTH AMERICA</b>
					of which:
16525	30009	27153	12822	-	U.S.A.
20	2564	1865	1544	-	Canada
<b>153</b>	<b>2321</b>	<b>2730</b>	<b>306</b>	<b>-</b>	<b>CENTRAL AMERICA AND CARIBBEAN</b>
					of which:
7	-	-	-	-	Cuba
-	1747	2517	278	-	Mexico
57	8	7	5	-	Panama
<b>489</b>	<b>5428</b>	<b>12502</b>	<b>617</b>	<b>-</b>	<b>SOUTH AMERICA</b>
					of which:
1	169	402	-	-	Argentina
388	295	2049	23	-	Brazil
-	57	1	-	-	Chile
42	573	9920	564	-	Colombia
3	1	5	16	-	Ecuador
-	-	-	7	-	Peru
22	4333	104	7	-	Venezuela
<b>28</b>	<b>505</b>	<b>715</b>	<b>106</b>	<b>-</b>	<b>OCEANIA</b>
					of which:
28	504	465	105	-	Australia
<b>127</b>	<b>64</b>	<b>18</b>	<b>313</b>	<b>-</b>	<b>NOT SPECIFIED COUNTRIES EXTRA EU</b>
<b>82727</b>	<b>167943</b>	<b>74744</b>	<b>6311</b>	<b>98</b>	<b>OTHER GROUPS OF COUNTRIES</b>
<b>4987</b>	<b>21343</b>	<b>16542</b>	<b>1868</b>	<b>-</b>	<b>MEDITERRANEAN BASIN COUNTRIES - EU</b>
<b>78099</b>	<b>177576</b>	<b>142437</b>	<b>28567</b>	<b>98</b>	<b>OPEC</b>
<b>8197</b>	<b>21361</b>	<b>76995</b>	<b>5599</b>	<b>-</b>	<b>OECD - UE</b>
					<b>CIS</b>

**18. IMPORTURILE CIF PE SECȚIUNI CONFORM CLASIFICĂRII STANDARD DE COMERȚ INTERNAȚIONAL (CSCI REV.4), GRUPE DE ȚĂRI ȘI ȚĂRI, ÎN PERIOADA 1.I-28.II 2007**

mii euro

	Total	Cod secțiuni CSCI Rev.4 <sup>1)</sup>				
		0	1	2	3	4
<b>TOTAL</b>	<b>6987634</b>	<b>313247</b>	<b>42708</b>	<b>204833</b>	<b>837503</b>	<b>14425</b>
<b>EUROPA</b>	<b>6107586</b>	<b>274603</b>	<b>28098</b>	<b>124400</b>	<b>553787</b>	<b>12160</b>
<b>UNIUNEA EUROPEANĂ</b>	<b>5004731</b>	<b>245502</b>	<b>20926</b>	<b>87682</b>	<b>56495</b>	<b>7426</b>
Austria	343997	8950	1723	2598	8850	123
Belgia	127191	8314	1436	3532	2201	42
Bulgaria	62765	6988	174	3055	2244	71
Republica Cehă	177444	8881	808	1346	280	71
Cipru	26464	196	2356	106	-	-
Danemarca	30856	8012	3	1130	13	489
Estonia	927	69	-	-	35	-
Franța	445238	10736	1571	5724	1986	211
Finlanda	23596	146	57	263	-	-
Germania	1185900	36305	7376	15784	2290	1231
Grecia	102278	10562	191	3028	1896	319
Irlanda	28203	1670	56	16	-	-
Italia	904203	18773	1504	22265	2678	1184
Letonia	899	219	-	228	17	-
Lituania	3715	252	-	4	28	-
Luxemburg	9386	18	-	19	-	-
Malta	127	2	-	-	-	-
Olanda	251240	29246	586	7543	330	1646
Polonia	212460	25711	831	6522	15941	140
Portugalia	17775	126	5	-	-	-
Slovacia	103783	5773	14	1073	55	24
Slovenia	53798	714	-	14	475	-
Spania	136952	7010	490	517	135	232
Suedia	103034	460	-	153	49	952
Regatul Unit al Marii Britanii și Irlandei de Nord	151681	1510	1253	7707	1421	11
Ungaria	500316	54860	493	5055	15571	679
Țări nespecificate INTRA UE	503	-	-	-	-	-
<b>AELS</b>	<b>50429</b>	<b>1201</b>	<b>5275</b>	<b>158</b>	<b>994</b>	<b>290</b>
Islanda	238	-	-	-	-	-
Liechtenstein	31	-	-	-	-	-
Norvegia	14403	536	2	20	587	211
Elveția	35757	665	5274	138	407	79
<b>ALTE ȚĂRI DIN EUROPA</b>	<b>1052425</b>	<b>27900</b>	<b>1897</b>	<b>36560</b>	<b>496297</b>	<b>4444</b>
din care:						
Albania	-	-	-	-	-	-
Belarus	7731	-	-	169	4107	-
Bosnia - Herțegovina	3794	-	-	2744	287	-
Croația	9444	174	179	466	200	-
Federația Rusă	521680	156	2	4211	475008	41
Moldova	22606	733	334	3925	-	4104
Republica Macedonia	2393	498	78	-	60	-
Serbia	23753	1981	142	342	751	-
Turcia	358916	23857	1162	2488	925	291
Ucraina	99481	500	-	22205	14960	7

<sup>1)</sup> Pentru denumirea secțiunilor CSCI Rev.4 consultați tabelul 7 de la pagina 28.

**18. CIF IMPORTS BY (SITC REV.4) SECTIONS ACCORDING TO STANDARD INTERNATIONAL TRADE CLASSIFICATION, BY GROUPS OF COUNTRIES AND BY COUNTRIES IN THE PERIOD 1.I-28.II 2007**

thousand euro

SITC Rev.4 Sections <sup>1)</sup>					
5	6	7	8	9	
<b>659162</b>	<b>1664597</b>	<b>2642057</b>	<b>607398</b>	<b>1704</b>	<b>TOTAL</b>
<b>612568</b>	<b>1565339</b>	<b>2403445</b>	<b>531485</b>	<b>1701</b>	<b>EUROPE</b>
<b>552397</b>	<b>1313096</b>	<b>2240023</b>	<b>479489</b>	<b>1695</b>	<b>EUROPEAN UNION</b>
33547	91820	166989	29397	-	Austria
35010	31804	36355	8496	1	Belgium
9091	23896	8327	8920	-	Bulgaria
17660	41225	91346	15828	-	Czech Republic
3130	976	19526	174	-	Cyprus
6372	1717	10816	2305	-	Denmark
213	178	218	214	-	Estonia
56788	93309	232433	42470	9	France
897	7924	13178	1132	-	Finland
119772	262875	648443	91226	597	Germany
16085	29616	30326	10248	7	Greece
13482	835	9789	2355	-	Ireland
55484	375412	271667	154157	1079	Italy
11	20	286	118	-	Latvia
802	226	1773	630	-	Lithuania
118	6228	2155	847	-	Luxembourg
-	16	108	2	-	Malta
37698	28954	130982	14253	1	Netherlands
25299	72935	39811	25269	-	Poland
315	5148	10258	1925	-	Portugal
6643	44335	41479	4387	-	Slovakia
16676	10850	21566	3504	-	Slovenia
11228	32135	74980	10224	-	Spain
3180	13880	82084	2276	-	Sweden
					United Kingdom of Great Britain and Northern Ireland
28260	43725	53543	14251	-	Ireland
54605	92833	241461	34760	-	Hungary
32	226	124	121	-	Not specified country INTRA EU
<b>6657</b>	<b>12930</b>	<b>15967</b>	<b>6950</b>	<b>7</b>	<b>EFTA</b>
8	119	12	98	-	Iceland
18	-	7	6	-	Liechtenstein
152	6193	5935	769	-	Norway
6479	6618	10013	6076	7	Switzerland
<b>53513</b>	<b>239313</b>	<b>147456</b>	<b>45046</b>	<b>-</b>	<b>OTHER EUROPEAN COUNTRIES</b>
					of which:
-	-	-	-	-	Albania
114	2027	1096	217	-	Belarus
137	428	93	104	-	Bosnia-Herzegovina
1691	1561	4979	194	-	Croatia
5082	29817	6779	584	-	Russian Federation
57	7210	283	5959	-	Moldova, Republic of
-	1674	66	16	-	Republic of Macedonia
6563	12425	1154	396	-	Serbia
20205	142179	131027	36781	-	Turkey
19622	40089	1798	299	-	Ukraine

<sup>1)</sup> For SITC Rev.4 sections name please consult the table 7 from page 28.

18. IMPORTURILE CIF PE SECȚIUNI CONFORM CLASIFICĂRII STANDARD DE COMERȚ INTERNAȚIONAL (CSCI REV.4), GRUPE DE ȚĂRI ȘI ȚĂRI, ÎN PERIOADA 1.I-28.II 2007

mii euro - continuare

	Total	Cod secțiuni CSCI Rev.4				
		0	1	2	3	4
<b>ASIA</b>	<b>622571</b>	<b>13045</b>	<b>1159</b>	<b>28678</b>	<b>223465</b>	<b>2223</b>
<b>ORIENTUL MIJLOCIU ȘI APROPIAT</b>	<b>80796</b>	<b>2934</b>	<b>129</b>	<b>291</b>	<b>50714</b>	<b>19</b>
din care:						
Arabia Saudită	387	-	-	61	-	-
Emiratele Arabe Unite	474	9	-	-	-	-
Iordania	419	315	15	-	-	-
Republica Islamică Iran	45498	570	-	6	44100	-
Liban	207	65	100	-	-	-
Siria	1223	901	-	6	58	1
Yemen	-	-	-	-	-	-
Georgia	14	-	5	-	-	-
Armenia	55	-	-	42	-	-
Azerbaidjan	6604	14	-	20	6541	-
Irak	-	-	-	-	-	-
Israel	25826	1060	9	157	15	18
<b>ALTE ȚĂRI DIN ASIA</b>	<b>541774</b>	<b>10110</b>	<b>1030</b>	<b>28387</b>	<b>172751</b>	<b>2205</b>
din care:						
China, Regiunea Administrativă Specială Hong-Kong	2658	-	-	-	-	-
R.Coreea	52671	-	-	343	38	-
Malaezia	5221	88	-	7	-	2105
Singapore	2025	3	-	-	-	-
Taiwan	20867	548	-	-	-	-
Thailanda	7828	1385	26	591	-	-
R.P.Chineză	173468	3794	10	3661	746	1
India	39833	1053	864	19597	35	-
Indonezia	6230	1305	-	2897	-	99
Japonia	34718	22	-	116	2	-
Pakistan	1403	86	-	484	-	-
Sri-Lanka	251	85	-	-	-	-
Kazahstan	151396	-	2	173	136414	-
Tadjikistan	265	-	-	265	-	-
Turkmenistan	3057	-	-	-	3056	-
Uzbekistan	32596	-	86	23	32460	-
<b>AFRICA</b>	<b>33974</b>	<b>1554</b>	<b>367</b>	<b>3300</b>	<b>7419</b>	<b>36</b>
<b>AFRICA DE NORD</b>	<b>24018</b>	<b>663</b>	<b>2</b>	<b>1307</b>	<b>6507</b>	<b>36</b>
din care:						
Algeria	-	-	-	-	-	-
Egipt	8996	581	2	38	6507	36
Marea Jamahirie Arabă Libiană Populară Socialistă	13201	-	-	-	-	-
Maroc	1626	82	-	1269	-	-
Tunisia	195	-	-	-	-	-

18. CIF IMPORTS BY (SITC REV.4) SECTIONS ACCORDING TO STANDARD INTERNATIONAL TRADE CLASSIFICATION, BY GROUPS OF COUNTRIES AND BY COUNTRIES IN THE PERIOD 1.I-28.II 2007

thousand euro - continued

SITC Rev.4 Sections					
5	6	7	8	9	
<b>27976</b>	<b>80007</b>	<b>182280</b>	<b>63735</b>	<b>1</b>	<b>ASIA</b>
<b>5340</b>	<b>3558</b>	<b>8261</b>	<b>9550</b>	<b>-</b>	<b>NEAR AND MIDDLE EAST</b>
					of which:
267	21	-	38	-	Saudi Arabia
47	63	288	66	-	United Arab Emirates
87	-	1	-	-	Jordan
18	180	493	131	-	Iran, Islamic Republic of
-	2	34	6	-	Lebanon
52	127	2	78	-	Syrian Arab Republic
-	-	-	-	-	Yemen
-	-	9	-	-	Georgia
-	13	-	-	-	Armenia
28	-	-	-	-	Azerbaijan
-	-	-	-	-	Irak
4807	3151	7434	9176	-	Israel
<b>22637</b>	<b>76449</b>	<b>174019</b>	<b>54186</b>	<b>1</b>	<b>OTHER ASIAN COUNTRIES</b>
					of which:
9	323	1781	546	-	China, Special Administrative Region Hong-Kong
3028	6031	41113	2117	-	Republic of Korea
159	175	2103	584	-	Malaysia
220	347	1130	325	-	Singapore
2437	1383	15022	1478	-	Taiwan
524	817	3121	1364	-	Thailand
7877	38459	78022	40897	1	China, People's Republic of
6085	8813	2241	1145	-	India
120	174	881	754	-	Indonesia
1737	4291	26513	2036	-	Japan
24	355	-	454	-	Pakistan
-	87	-	78	-	Sri-Lanka
318	14463	27	-	-	Kazahstan
-	-	-	-	-	Tajikistan
-	-	-	-	-	Turkmenistan
-	-	-	27	-	Uzbekistan
<b>12710</b>	<b>5355</b>	<b>2422</b>	<b>811</b>	<b>-</b>	<b>AFRICA</b>
<b>12559</b>	<b>1670</b>	<b>970</b>	<b>303</b>	<b>-</b>	<b>NORTH AFRICA</b>
					of which:
-	-	-	-	-	Algeria
648	268	656	260	-	Egypt
11817	1384	-	-	-	Libyan Arab Jamahiriya
-	12	225	38	-	Marocco
94	7	89	5	-	Tunisia

**18. IMPORTURILE CIF PE SECȚIUNI CONFORM CLASIFICĂRII STANDARD DE COMERȚ INTERNAȚIONAL (CSCI REV.4), GRUPE DE ȚĂRI ȘI ȚĂRI, ÎN PERIOADA 1.I-28.II 2007**

mii euro - continuare

	Total	Cod secțiuni CSCI Rev.4				
		0	1	2	3	4
<b>ALTE ȚĂRI DIN AFRICA</b>	<b>9956</b>	<b>891</b>	<b>365</b>	<b>1993</b>	<b>913</b>	<b>-</b>
din care:						
Camerun	27	-	-	27	-	-
Gabon	-	-	-	-	-	-
Guineea	1203	-	-	1203	-	-
Sudan	-	-	-	-	-	-
Coasta de Fildeș	830	-	-	511	-	-
Nigeria	-	-	-	-	-	-
Africa de Sud	5735	73	-	18	912	-
Etiopia	324	144	-	-	-	-
Kenya	224	224	-	-	-	-
<b>AMERICA</b>	<b>177699</b>	<b>23735</b>	<b>7285</b>	<b>39209</b>	<b>27561</b>	<b>6</b>
<b>AMERICA DE NORD</b>	<b>107645</b>	<b>1812</b>	<b>3661</b>	<b>17699</b>	<b>23534</b>	<b>6</b>
din care:						
S.U.A.	86884	1518	3648	4651	23475	6
Canada	20761	294	13	13047	59	-
<b>AMERICA CENTRALĂ ȘI CARAIBEANĂ</b>	<b>19614</b>	<b>213</b>	<b>334</b>	<b>4459</b>	<b>2090</b>	<b>-</b>
din care:						
Cuba	65	-	65	-	-	-
Statele Unite Mexicane	12492	-	90	-	-	-
Panama	-	-	-	-	-	-
<b>AMERICA DE SUD</b>	<b>50439</b>	<b>21709</b>	<b>3290</b>	<b>17052</b>	<b>1937</b>	<b>-</b>
din care:						
Argentina	6247	2514	673	497	-	-
Brazilia	27909	5389	2527	16343	-	-
Chile	189	94	73	-	-	-
Columbia	967	958	-	-	-	-
Ecuador	11402	11377	-	6	-	-
Peru	1451	1362	-	-	-	-
Venezuela	1937	-	-	-	1937	-
<b>OCEANIA</b>	<b>35076</b>	<b>25</b>	<b>-</b>	<b>9244</b>	<b>25270</b>	<b>-</b>
din care:						
Australia	34945	25	-	9144	25270	-
<b>ȚĂRI NESPECIFICATE EXTRA UE</b>	<b>10729</b>	<b>286</b>	<b>5799</b>	<b>2</b>	<b>-</b>	<b>-</b>
<b>ALTE GRUPĂRI DE ȚĂRI</b>						
<b>ȚĂRI DIN BAZINUL MEDITERANEAN - UE</b>	<b>449993</b>	<b>29515</b>	<b>1688</b>	<b>7510</b>	<b>8802</b>	<b>346</b>
OPEC	67781	1883	-	2963	46037	99
OECD - UE	651947	26917	10189	30048	50764	587
CSI	823004	679	95	27225	672545	49

**18. CIF IMPORTS BY (SITC REV.4) SECTIONS ACCORDING TO STANDARD INTERNATIONAL TRADE CLASIFICATION, BY GROUPS OF COUNTRIES AN BY COUNTRIES IN THE PERIOD 1.I-28.II 2007**

thousand euro - continued

SITC Rev.4 Sections					
5	6	7	8	9	
<b>151</b>	<b>3685</b>	<b>1452</b>	<b>508</b>	<b>-</b>	<b>OTHER AFRICAN COUNTRIES</b>
					of which:
-	-	-	-	-	- Camerun
-	-	-	-	-	- Gabon
-	-	-	-	-	- Guineaea
-	-	-	-	-	- Sudan
-	318	-	-	-	- Ivory Coast
-	-	-	-	-	- Nigeria
10	3187	1452	82	-	- South Africa
-	180	-	-	-	- Ethiopia
-	-	-	-	-	- Kenya
<b>5531</b>	<b>13789</b>	<b>51552</b>	<b>9029</b>	<b>1</b>	<b>AMERICA</b>
<b>3853</b>	<b>5717</b>	<b>42846</b>	<b>8515</b>	<b>1</b>	<b>NORTH AMERICA</b>
					of which:
3534	4980	38353	6717	1	U.S.A.
319	736	4493	1799	-	Canada
<b>812</b>	<b>5371</b>	<b>6224</b>	<b>111</b>	<b>-</b>	<b>CENTRAL AMERICA AND CARIBBEAN</b>
					of which:
-	-	-	-	-	- Cuba
812	5370	6114	106	-	- Mexico
-	-	-	-	-	- Panama
<b>865</b>	<b>2701</b>	<b>2482</b>	<b>403</b>	<b>-</b>	<b>SOUTH AMERICA</b>
					of which:
380	1966	114	104	-	- Argentina
276	734	2367	273	-	- Brazil
-	-	-	22	-	- Chile
8	-	-	1	-	- Colombia
16	-	-	3	-	- Ecuador
86	1	-	1	-	- Peru
-	-	-	-	-	- Venezuela
<b>98</b>	<b>25</b>	<b>239</b>	<b>175</b>	<b>-</b>	<b>OCEANIA</b>
					of which:
98	25	239	144	-	- Australia
<b>279</b>	<b>81</b>	<b>2120</b>	<b>2162</b>	<b>-</b>	<b>NOT SPECIFIED COUNTRIES EXTRA EU</b>
					<b>OTHER GROUPS OF COUNTRIES</b>
<b>46101</b>	<b>163218</b>	<b>145760</b>	<b>47054</b>	<b>-</b>	<b>MEDITERRANEAN BASIN COUNTRIES - EU</b>
<b>12270</b>	<b>1823</b>	<b>1663</b>	<b>1043</b>	<b>-</b>	<b>OPEC</b>
<b>36391</b>	<b>176543</b>	<b>263819</b>	<b>56681</b>	<b>8</b>	<b>OECD - UE</b>
<b>25165</b>	<b>86409</b>	<b>9708</b>	<b>1128</b>	<b>-</b>	<b>CIS</b>

19. EXPORTURILE FOB ÎN ȚĂRILE UNIUNII EUROPENE PE SECȚIUNI ȘI CAPITOLE DIN NOMENCLATORUL COMBINAT (N.C.) ÎN PERIOADA 1.I-28.II 2007

milioane euro

COD N.C.		Total	Austria	Belgia	Bulgaria	R. Cehă	Cipru	Danemarca	Estonia
		Total	Austria	Belgium	Bulgaria	Czech Rep.	Cyprus	Denmark	Estonia
	<b>TOTAL</b>	<b>3160,2</b>	<b>119,0</b>	<b>63,8</b>	<b>96,6</b>	<b>67,1</b>	<b>1,4</b>	<b>6,0</b>	<b>1,9</b>
<b>I</b>	<b>Animale vii și produse animale</b>	<b>16,5</b>	<b>0,7</b>	<b>0,8</b>	<b>0,3</b>	<b>0,2</b>	<b>0,4</b>	-	-
01	Animale vii	9,4	0,1	-	0,3	-	0,4	-	-
02	Carne și măruntaie comestibile	3,1	0,6	0,7	0,1	-	-	-	-
03	Pește și crustacee, moluște și alte nevertebrate acvatice	0,1	-	-	-	-	-	-	-
04	Lapte și produse lactate; ouă; miere naturală	2,9	*)	*)	*)	0,2	-	-	-
05	Alte produse de origine animală	1,0	-	*)	*)	*)	-	-	-
<b>II</b>	<b>Produse vegetale</b>	<b>28,6</b>	<b>1,6</b>	<b>0,1</b>	<b>1,0</b>	<b>*)</b>	-	<b>0,1</b>	-
06	Plante vii și produse de floricultură	0,1	-	-	-	-	-	-	-
07	Legume, plante, rădăcini și tuberculi	1,2	-	-	*)	*)	-	-	-
08	Fructe comestibile	2,1	*)	*)	*)	-	-	-	-
09	Cafea, ceai, mate și condimente	0,1	*)	-	0,1	-	-	-	-
10	Cereale	13,3	1,5	-	0,7	-	-	-	-
11	Produse ale industriei morăritului; malț; amidon	0,4	-	-	0,1	-	-	-	-
12	Semințe și fructe oleaginoase; plante industriale sau medicinale; paie și furaje	11,0	*)	*)	0,1	-	-	*)	-
13	Gume, rășini și alte seve și extracte vegetale	*)	-	-	-	-	-	-	-
14	Materiale pentru împletit și alte produse de origine vegetală, necuprinse în altă parte	0,2	-	-	-	-	-	*)	-
<b>III</b>	<b>Grăsimi și uleiuri animale sau vegetale</b>	<b>3,2</b>	-	-	<b>0,8</b>	-	-	-	-
15	Grăsimi și uleiuri animale sau vegetale	3,2	-	-	0,8	-	-	-	-
<b>IV</b>	<b>Produse alimentare, băuturi și tutun</b>	<b>25,8</b>	<b>1,2</b>	<b>0,2</b>	<b>6,0</b>	<b>3,6</b>	<b>*)</b>	<b>*)</b>	<b>0,3</b>
16	Preparate din carne și pește	3,5	0,2	*)	*)	*)	*)	-	-
17	Zahăr și produse zaharoase	1,6	-	*)	0,5	*)	-	-	-
18	Cacao și preparate din cacao	0,8	0,3	0,1	0,1	*)	*)	*)	-
19	Preparate pe bază de cereale, de făină; produse de patiserie	3,0	*)	-	0,9	0,3	*)	-	-
20	Preparate din legume, fructe	2,0	0,5	-	0,3	*)	-	-	-
21	Preparate alimentare diverse	3,2	-	-	0,1	*)	-	-	-
22	Băuturi alcoolice și nealcoolice; otet	5,2	0,2	*)	1,2	0,8	*)	*)	0,3
23	Reziduuri și deșeuri ale industriei alimentare	0,8	-	-	*)	-	-	-	-
24	Tutun și înlocuitori de tutun	5,7	-	0,1	3,0	2,4	-	-	-
<b>V</b>	<b>Produse minerale</b>	<b>84,8</b>	<b>0,6</b>	<b>0,1</b>	<b>29,6</b>	<b>2,1</b>	<b>0,1</b>	<b>*)</b>	<b>*)</b>
25	Sare; sulf, pietre; ipsos, var și ciment	2,1	-	-	0,1	-	-	-	-
26	Minereuri, zgură și cenușă	0,8	-	-	*)	-	-	-	-
27	Combustibili și uleiuri minerale	81,9	0,6	0,1	29,5	2,1	0,1	*)	*)

\*) Valori sub 0,05.

19. EXPORTS FOB TO THE EUROPEAN UNION'S COUNTRIES, BY SECTIONS AND CHAPTERS FROM COMBINED NOMENCLATURE (C.N.) IN THE PERIOD 1.I-28.II 2007

million euro

	Franța	Finlanda	Germania	Grecia	Irlanda	Italia	Letonia		CODE C.N.
	France	Finland	Germany	Greece	Ireland	Italy	Latvia		C.N.
	<b>345,6</b>	<b>6,8</b>	<b>761,9</b>	<b>82,4</b>	<b>7,7</b>	<b>801,7</b>	<b>0,7</b>	<b>TOTAL</b>	
								Live animals and animal products	I
	<b>0,9</b>	-	<b>1,9</b>	<b>2,5</b>	<b>*)</b>	<b>3,9</b>	-	Live animals	01
	<b>0,3</b>	-	<b>0,8</b>	<b>1,4</b>	-	<b>3,0</b>	-	Meat and edible offal	02
	<b>0,1</b>	-	<b>0,2</b>	<b>*)</b>	-	<b>0,6</b>	-	Fish and crustaceans, mollusks and other aquatic invertebrates	03
	<b>0,1</b>	-	-	-	-	-	-	Milk and dairy products; eggs; honey; edible animal products	04
	<b>*)</b>	-	<b>0,9</b>	<b>1,1</b>	<b>*)</b>	<b>0,2</b>	-	Other products of animal origin	05
	<b>0,5</b>	-	-	-	-	<b>0,1</b>	-		
	<b>7,6</b>	-	<b>0,8</b>	<b>3,4</b>	-	<b>5,0</b>	-	<b>Vegetable products</b>	<b>II</b>
	-	-	<b>0,1</b>	-	-	<b>*)</b>	-	Live plants, flower products	06
	<b>*)</b>	-	<b>0,1</b>	-	-	<b>0,9</b>	-	Edible vegetables, roots and tubers	07
	<b>0,3</b>	-	<b>0,1</b>	<b>*)</b>	-	<b>0,1</b>	-	Edible fruits	08
	-	-	<b>*)</b>	-	-	-	-	Coffee, tea, mate and spices	09
	<b>3,4</b>	-	<b>0,1</b>	<b>2,4</b>	-	<b>1,6</b>	-	Cereals	10
	<b>*)</b>	-	-	<b>*)</b>	-	<b>0,1</b>	-	Products of the milling industry; malt; starch	11
	<b>4,0</b>	-	<b>0,3</b>	<b>0,9</b>	-	<b>2,3</b>	-	Seeds and fruits; industrial and medicinal plants; straw and fodder	12
	-	-	-	-	-	-	-	Lac; gums, resins and other vegetable saps and extracts	13
	-	-	<b>0,1</b>	-	-	<b>*)</b>	-	Vegetable plaiting materials; vegetable products not elsewhere specified	14
	-	-	<b>0,1</b>	<b>*)</b>	-	-	-	<b>Animal or vegetable fats and oils</b>	<b>III</b>
	-	-	<b>0,1</b>	<b>*)</b>	-	-	-	Animal or vegetable fats and oils	15
	<b>0,7</b>	<b>*)</b>	<b>5,4</b>	<b>0,5</b>	<b>*)</b>	<b>0,7</b>	<b>0,1</b>	<b>Prepared foodstuffs, beverages and tobacco</b>	<b>IV</b>
	<b>0,6</b>	-	<b>1,1</b>	<b>0,1</b>	<b>*)</b>	<b>*)</b>	-	Preparation of meat and fish	16
	-	<b>*)</b>	<b>*)</b>	<b>0,1</b>	-	<b>*)</b>	-	Sugar and confectionery	17
	<b>*)</b>	-	<b>*)</b>	<b>0,1</b>	-	<b>0,1</b>	-	Cocoa and cocoa preparations	18
	-	-	<b>0,6</b>	<b>0,2</b>	<b>*)</b>	<b>0,2</b>	-	Preparations of cereals, flour, starch, milk; pastry products	19
	<b>*)</b>	-	<b>0,1</b>	<b>*)</b>	-	<b>0,2</b>	-	Preparations of vegetables, fruit	20
	-	-	<b>2,6</b>	<b>*)</b>	-	<b>*)</b>	-	Miscellaneous edible preparations	21
	<b>*)</b>	<b>*)</b>	<b>1,0</b>	<b>*)</b>	-	<b>0,1</b>	-	Alcoholic and non-alcoholic beverages; vinegar	22
	-	-	<b>*)</b>	<b>*)</b>	-	<b>*)</b>	-	Residues and waste from the food industry	23
	-	-	<b>*)</b>	-	-	-	-	Tobacco and manufactured tobacco substitutes	24
	<b>12,2</b>	-	<b>3,5</b>	<b>8,8</b>	<b>0,7</b>	<b>2,3</b>	-	<b>Mineral products</b>	<b>V</b>
	-	-	<b>*)</b>	-	-	<b>0,1</b>	-	Salt; sulphur, stone; plaster; lime and cement	25
	-	-	-	-	-	<b>*)</b>	-	Ores, slag and ash	26
	<b>12,2</b>	-	<b>3,5</b>	<b>8,8</b>	<b>0,7</b>	<b>2,2</b>	-	Mineral fuels and oils	27

\*) Values under 0.05.

19. EXPORTURILE FOB ÎN ȚĂRILE UNIUNII EUROPENE PE SECȚIUNI ȘI CAPITOLE DIN NOMENCLATORUL COMBINAT (N.C.) ÎN PERIOADA 1.I-28.II 2007

milioane euro - continuare -

COD N.C.		Lituania	Luxemburg	Malta	Olanda	Polonia	Portugalia
		Lithuania	Luxembourg	Malta	Netherlands	Poland	Portugal
	<b>TOTAL</b>	<b>2,6</b>	<b>0,3</b>	<b>0,6</b>	<b>90,7</b>	<b>98,6</b>	<b>2,8</b>
<b>I</b>	<b>Animale vii și produse animale</b>						
		-	-	*)	1,0	*)	-
01	Animale vii	-	-	-	0,5	-	-
02	Carne și măruntaie comestibile	-	-	*)	0,6	*)	-
03	Peste și crustacee, moluște și alte nevertebrate acvatic	-	-	*)	-	-	-
04	Lapte și produse lactate; ouă; miere naturală	-	-	*)	*)	*)	-
05	Alte produse de origine animală	-	-	-	-	*)	-
<b>II</b>	<b>Produse vegetale</b>	-	-	*)	0,2	0,1	*)
06	Plante vii și produse de floricultură	-	-	-	-	-	-
07	Legume, plante, rădăcini și tuberculi	-	-	*)	-	-	-
08	Fructe comestibile	-	-	-	0,1	-	*)
09	Cafea, ceai, mate și condimente	-	-	*)	*)	-	-
10	Cereale	-	-	-	-	*)	-
11	Produse ale industriei morăritului; malt; amidon	-	-	*)	-	0,1	-
12	Semințe și fructe oleaginoase; plante industriale sau medicinale; paie și furaje	-	-	-	*)	-	-
13	Gume, rășini și alte seve și extracte vegetale	-	-	-	-	-	-
14	Materiale pentru împletit și alte produse de origine vegetală, necuprinse în altă parte	-	-	-	0,1	-	-
<b>III</b>	<b>Grăsimi și uleiuri animale sau vegetale</b>	-	-	*)	0,3	0,2	-
15	Grăsimi și uleiuri animale sau vegetale	-	-	*)	0,3	0,2	-
<b>IV</b>	<b>Produse alimentare, băuturi și tutun</b>	0,2	-	0,1	1,8	0,3	*)
16	Preparate din carne și pește	-	-	*)	1,3	*)	*)
17	Zahăr și produse zaharoase	-	-	*)	0,4	-	-
18	Cacao și preparate din cacao	-	-	*)	*)	*)	-
19	Preparate pe bază de cereale, de făină; produse de patiserie	*)	-	*)	-	0,1	-
20	Preparate din legume, fructe	-	-	*)	*)	-	-
21	Preparate alimentare diverse	-	-	*)	*)	0,1	-
22	Băuturi alcoolice și nealcoolice; oțet	0,1	-	*)	*)	*)	-
23	Reziduuri și deșeuri ale industriei alimentare	-	-	*)	-	-	-
24	Tutun și înlocuitori de tutun	-	-	-	-	-	-
<b>V</b>	<b>Produse minerale</b>	*)	*)	0,4	1,6	0,2	*)
25	Sare; sulf, pietre; ipsos, var și ciment	-	-	-	-	-	-
26	Minereuri, zgură și cenușă	-	-	-	0,7	*)	-
27	Combustibili și uleiuri minerale	*)	*)	0,4	0,9	0,1	*)

\*) Valori sub 0,05.

19. EXPORTS FOB TO THE EUROPEAN UNION'S COUNTRIES, BY SECTIONS AND CHAPTERS FROM COMBINED NOMENCLATURE (C.N.) IN THE PERIOD 1.I-28.II 2007

million euro - continued -

Slovacia	Slovenia	Spania	Suedia	Regatul	Ungaria		CODE C.N.
				Unit United Kingdom			
Slovakia	Slovenia	Spain	Sweden		Hungary		
<b>42,8</b>	<b>16,4</b>	<b>92,5</b>	<b>23,6</b>	<b>190,4</b>	<b>236,2</b>	<b>TOTAL</b>	
						Live animals and animal products	I
-	0,2	2,2	-	0,2	1,1	Live animals	01
-	-	-	-	-	0,2	Meat and edible offal	02
-	-	-	-	-	-	Fish and crustaceans, mollusks and other aquatic invertebrates	03
-	-	*)	-	0,2	0,3	Milk and dairy products; eggs; honey; edible animal products	04
-	-	-	-	*)	0,3	Other products of animal origin	05
<b>0,2</b>	<b>0,2</b>	<b>2,5</b>	<b>-</b>	<b>0,8</b>	<b>5,0</b>	<b>Vegetable products</b>	<b>II</b>
-	-	*)	-	-	*)	Live plants, flower products	06
-	-	*)	-	-	0,2	Edible vegetables, roots and tubers	07
0,2	0,2	-	-	-	1,2	Edible fruits	08
-	-	-	-	*)	*)	Coffee, tea, mate and spices	09
0,1	-	0,1	-	0,7	2,6	Cereals	10
-	-	*)	-	-	*)	Products of the milling industry; malt; starch	11
-	-	2,3	-	-	0,9	Seeds and fruits; industrial and medicinal plants; straw and fodder	12
-	-	-	-	-	*)	Lac; gums, resins and other vegetable saps and extracts	13
-	-	-	-	*)	*)	Vegetable plaiting materials; vegetable products not elsewhere specified	14
<b>*)</b>	<b>-</b>	<b>-</b>	<b>-</b>	<b>0,1</b>	<b>1,5</b>	<b>Animal or vegetable fats and oils</b>	<b>III</b>
<b>*)</b>	<b>-</b>	<b>-</b>	<b>-</b>	<b>0,1</b>	<b>1,5</b>	Animal or vegetable fats and oils	15
<b>0,6</b>	<b>-</b>	<b>0,3</b>	<b>-</b>	<b>0,3</b>	<b>3,4</b>	<b>Prepared foodstuffs, beverages and tobacco</b>	<b>IV</b>
-	-	*)	-	0,1	*)	Preparation of meat and fish	16
*)	-	-	-	-	0,5	Sugar and confectionery	17
0,1	-	*)	-	*)	*)	Cocoa and cocoa preparations	18
0,2	-	*)	-	*)	0,4	Preparations of cereals, flour, starch, milk; pastry products	19
-	-	0,1	-	*)	0,9	Preparations of vegetables, fruit	20
0,1	-	*)	-	*)	0,2	Miscellaneous edible preparations	21
0,2	-	0,2	-	0,1	0,7	Alcoholic and non-alcoholic beverages; vinegar	22
-	-	*)	-	-	0,7	Residues and waste from the food industry	23
-	-	-	-	0,1	-	Tobacco and manufactured tobacco substitutes	24
<b>3,9</b>	<b>0,2</b>	<b>0,1</b>	<b>-</b>	<b>3,0</b>	<b>15,4</b>	<b>Mineral products</b>	<b>V</b>
*)	-	-	-	-	1,9	Salt; sulphur, stone; plaster; lime and cement	25
-	-	-	-	-	-	Ores, slag and ash	26
3,9	0,2	0,1	-	3,0	13,5	Mineral fuels and oils	27

\*) Values under 0.05.

19. EXPORTURILE FOB ÎN ȚĂRILE UNIUNII EUROPENE PE SECȚIUNI ȘI CAPITOLE DIN NOMENCLATORUL COMBINAT (N.C.) ÎN PERIOADA 1.I-28.II 2007

milioane euro - continuare -

COD N.C.		Total	Austria	Belgia	R. Cehă	Bulgaria	Cipru	Danemarca	Estonia
		Total	Austria	Belgium	Czech Rep.	Bulgaria	Cyprus	Denmark	Estonia
<b>VI</b>	<b>Produse ale industriei chimice</b>	<b>87,7</b>	<b>2,3</b>	<b>2,0</b>	<b>14,1</b>	<b>1,3</b>	<b>0,1</b>	<b>0,1</b>	-
28	Produse chimice anorganice	19,5	1,4	0,1	0,6	0,8	*)	*)	-
29	Produse chimice organice	25,5	0,7	1,4	1,9	0,1	-	*)	-
30	Produse farmaceutice	7,3	*)	0,1	2,5	*)	-	-	-
31	Îngrășăminte	22,1	-	*)	1,8	-	0,1	-	-
32	Extracte tanante sau colorante; tanini și derivații lor; coloranți, pigmenți și alte materii colorante; culori și vopsele; chit și masticuri; cerneluri	2,2	*)	*)	0,8	*)	-	-	-
33	Uleiuri esențiale și rezinoide; produse de parfumerie sau preparate de toaletă și cosmetice	3,8	0,1	-	3,2	-	-	-	-
34	Săpunuri; preparate pentru spălat și lubrifiante, ceară dentară, paste de modelat	4,5	*)	0,3	2,2	0,4	-	-	-
35	Substanțe albuminoide; amidon modificat; cleiuri; enzime	0,1	*)	*)	*)	*)	-	-	-
36	Pulberi și explozivi; articole de pirotehnie; chibrituri; aliaje piroforice; materiale inflamabile	0,1	-	-	*)	-	-	-	-
37	Produse fotografice sau cinematografice	*)	-	-	*)	-	-	-	-
38	Produse diverse ale industriei chimice	2,5	*)	-	0,9	*)	-	*)	-
<b>VII</b>	<b>Materiale plastice, cauciuc și articole din acestea</b>	<b>158,2</b>	<b>5,7</b>	<b>3,0</b>	<b>8,6</b>	<b>4,1</b>	<b>*)</b>	<b>0,3</b>	<b>0,1</b>
39	Materiale plastice și articole din materiale plastice	73,3	3,2	1,0	6,5	1,4	*)	*)	-
40	Cauciuc și articole din cauciuc	84,9	2,5	1,9	2,1	2,7	*)	0,3	0,1
<b>VIII</b>	<b>Piei crude, piei tăbăcite, blănuri și produse din acestea</b>	<b>32,7</b>	<b>*)</b>	<b>0,1</b>	<b>0,1</b>	<b>0,3</b>	<b>-</b>	<b>*)</b>	<b>-</b>
41	Piei brute și piei tăbăcite	9,4	*)	*)	*)	-	-	*)	-
42	Obiecte din piele	22,8	*)	0,1	0,1	0,3	-	-	-
43	Blănuri și articole din blană; blănuri artificiale	0,4	-	*)	-	-	-	-	-
<b>IX</b>	<b>Produse din lemn, exclusiv mobilier</b>	<b>79,0</b>	<b>6,0</b>	<b>1,3</b>	<b>1,8</b>	<b>0,6</b>	<b>0,5</b>	<b>0,4</b>	<b>*)</b>
44	Lemn, cărbune de lemn și articole din lemn	78,9	6,0	1,3	1,8	0,6	0,5	0,4	*)
45	Plută și articole din plută	*)	-	-	-	-	-	-	-
46	Produse din împletituri de fibre vegetale sau de nuiele	*)	-	-	-	-	-	-	-
<b>X</b>	<b>Pastă de lemn, hârtie, carton și articole din acestea</b>	<b>21,5</b>	<b>0,5</b>	<b>0,3</b>	<b>2,8</b>	<b>0,3</b>	<b>0,1</b>	<b>*)</b>	<b>-</b>
47	Pastă din lemn ; deșeuri de hârtie	-	-	-	-	-	-	-	-
48	Hârtie și carton; articole din hârtie și carton	17,9	0,4	0,3	1,8	0,3	0,1	*)	-
49	Cărți, ziare și alte produse imprimate	3,6	*)	*)	1,0	*)	-	*)	-

\*) Valori sub 0,05.

19. EXPORTS FOB TO THE EUROPEAN UNION'S COUNTRIES, BY SECTIONS AND CHAPTERS FROM COMBINED NOMENCLATURE (C.N.) IN THE PERIOD 1.I-28.II 2007

million euro - continued -

Franța	Finlanda	Germania	Grecia	Irlanda	Italia	Letonia		CODE C.N.
<b>1,2</b>	-	<b>14,0</b>	<b>3,4</b>	-	<b>21,0</b>	<b>*)</b>	<b>Chemical products</b>	<b>VI</b>
<b>0,6</b>	-	<b>2,5</b>	<b>1,1</b>	-	<b>7,9</b>	-	Inorganic chemicals	28
<b>*)</b>	-	<b>10,8</b>	<b>2,2</b>	-	<b>5,8</b>	-	Organic chemicals	29
<b>0,4</b>	-	<b>0,3</b>	-	-	<b>*)</b>	-	Pharmaceutical products	30
<b>*)</b>	-	<b>0,1</b>	<b>*)</b>	-	<b>6,6</b>	-	Fertilizers	31
							Tanning or dyestuff extracts; tannins and their derivatives; dyes, pigments and other dyestuff; paints and varnishes; putty and mastics; inks	32
<b>0,2</b>	-	<b>*)</b>	-	-	<b>0,1</b>	<b>*)</b>	Essential oils and resinoids; perfumery, cosmetic or toilet preparations	33
<b>*)</b>	-	<b>*)</b>	<b>*)</b>	-	-	-	Soap; washing and lubricating preparations, dental wax, modelling pastes	34
<b>*)</b>	-	<b>*)</b>	<b>*)</b>	-	<b>*)</b>	-	Albuminoidal substances; modified starch; glues; enzymes	35
-	-	-	-	-	-	-	Explosives; pyrotechnic products; matches; pyrophoric alloys; certain combustible preparations	36
<b>*)</b>	-	<b>*)</b>	-	-	-	-	Photographic or cinematographic goods	37
<b>*)</b>	-	<b>0,3</b>	<b>*)</b>	-	<b>0,6</b>	-	Miscellaneous chemical products	38
<b>20,6</b>	<b>0,6</b>	<b>28,9</b>	<b>3,9</b>	<b>0,1</b>	<b>30,3</b>	<b>0,1</b>	<b>Plastics, rubber and articles thereof</b>	<b>VII</b>
<b>5,7</b>	<b>*)</b>	<b>11,2</b>	<b>3,6</b>	<b>*)</b>	<b>19,1</b>	-	Plastics and articles thereof	39
<b>14,8</b>	<b>0,6</b>	<b>17,8</b>	<b>0,4</b>	<b>0,1</b>	<b>11,2</b>	<b>0,1</b>	Rubber and articles thereof	40
<b>2,0</b>	<b>*)</b>	<b>3,0</b>	<b>*)</b>	<b>0,1</b>	<b>20,8</b>	-	<b>Raw hides and skins, leather, furskins and articles thereof</b>	<b>VIII</b>
<b>*)</b>	-	<b>1,2</b>	<b>*)</b>	<b>*)</b>	<b>5,5</b>	-	Raw hides and skins and leather	41
<b>1,9</b>	<b>*)</b>	<b>1,8</b>	<b>*)</b>	-	<b>15,0</b>	-	Leather goods	42
-	-	<b>*)</b>	<b>*)</b>	<b>0,1</b>	<b>0,3</b>	-	Furskins and artificial fur; manufactures thereof	43
<b>5,7</b>	<b>0,2</b>	<b>12,8</b>	<b>4,5</b>	<b>*)</b>	<b>27,2</b>	<b>*)</b>	<b>Wood and articles of wood, excluding furniture</b>	<b>IX</b>
<b>5,7</b>	<b>0,2</b>	<b>12,8</b>	<b>4,5</b>	<b>*)</b>	<b>27,2</b>	<b>*)</b>	Wood, charcoal and articles of wood	44
-	-	-	-	-	-	-	Cork and articles of cork	45
<b>*)</b>	-	<b>*)</b>	-	-	-	-	Manufactures of straw, of esparto or of other plaiting materials, basketware and wickerwork	46
<b>7,2</b>	<b>*)</b>	<b>1,2</b>	<b>1,9</b>	<b>*)</b>	<b>3,4</b>	-	<b>Pulp of wood, paper, paperboard and articles thereof</b>	<b>X</b>
-	-	-	-	-	-	-	Pulp of wood; waste of paper	47
<b>7,0</b>	-	<b>1,0</b>	<b>1,9</b>	-	<b>2,6</b>	-	Paper and paperboard; articles of paper and paperboard	48
<b>0,2</b>	<b>*)</b>	<b>0,2</b>	<b>*)</b>	<b>*)</b>	<b>0,8</b>	-	Printed books, newspapers and other products of the printing industry	49

\*) Values under 0.05

19. EXPORTURILE FOB ÎN ȚĂRILE UNIUNII EUROPENE PE SECȚIUNI ȘI CAPITOLE DIN NOMENCLATORUL COMBINAT (N.C.) ÎN PERIOADA 1.I-28.II 2007

milioane euro - continuare -

COD N.C.		Lituania Lithuania	Luxemburg Luxembourg	Malta Malta	Olanda Netherlands	Polonia Poland	Portugalia Portugal
<b>VI</b>	<b>Produse ale industriei chimice</b>	<b>0,2</b>	-	*)	<b>0,3</b>	<b>5,1</b>	<b>0,1</b>
28	Produse chimice anorganice	*)	-	-	*)	0,9	0,1
29	Produse chimice organice	-	-	-	0,2	*)	-
30	Produse farmaceutice	-	-	-	*)	2,4	-
31	Îngrășăminte	-	-	-	-	-	-
32	Extracte tanante sau colorante; tanini și derivații lor; coloranți, pigmenți și alte materii colorante; culori și vopsele; chit și masticuri; cerneluri	0,1	-	-	0,1	*)	-
33	Uleiuri esențiale și rezinoide; produse de parfumerie sau preparate de toaletă și cosmetice	0,1	-	-	-	0,2	-
34	Săpunuri; preparate pentru spălat și lubrifiante, ceară dentară, paste de modelat	-	-	-	*)	1,2	-
35	Substanțe albuminoide; amidon modificat; cleiuri; enzime	-	-	*)	-	-	-
36	Pulberi și explozivi; articole de pirotehnie; chibrituri; aliaje piroforice; materiale inflamabile	-	-	-	-	*)	-
37	Produse fotografice sau cinematografice	-	-	-	*)	*)	-
38	Produse diverse ale industriei chimice	-	-	*)	-	0,3	-
<b>VII</b>	<b>Materiale plastice, cauciuc și articole din acestea</b>	<b>0,4</b>	*)	*)	<b>4,1</b>	<b>13,7</b>	<b>0,4</b>
39	Materiale plastice și articole din materiale plastice	0,3	*)	*)	1,1	8,3	*)
40	Cauciuc și articole din cauciuc	*)	-	*)	3,0	5,4	0,4
<b>VIII</b>	<b>Piei crude, piei tăbăcite, blănuri și produse din acestea</b>	<b>0,1</b>	-	-	<b>2,9</b>	<b>0,5</b>	<b>*)</b>
41	Piei brute și piei tăbăcite	0,1	-	-	1,9	0,1	*)
42	Obiecte din piele	-	-	-	1,0	0,4	*)
43	Blănuri și articole din blană; blănuri artificiale	-	-	-	-	-	-
<b>IX</b>	<b>Produse din lemn, exclusiv mobilier</b>	<b>0,1</b>	<b>0,1</b>	-	<b>1,1</b>	<b>0,5</b>	<b>0,4</b>
44	Lemn, cărbune de lemn și articole din lemn	0,1	0,1	-	1,1	0,5	0,4
45	Plută și articole din plută	-	-	-	-	-	-
46	Produse din împletituri de fibre vegetale sau de nuiele	-	-	-	-	-	-
<b>X</b>	<b>Pastă de lemn, hârtie, carton și articole din acestea</b>	<b>*)</b>	<b>*)</b>	<b>*)</b>	<b>0,5</b>	<b>0,5</b>	<b>*)</b>
47	Pastă din lemn ; deșeuri de hârtie	-	-	-	-	-	-
48	Hârtie și carton; articole din hârtie și carton	*)	-	*)	0,5	0,5	*)
49	Cărți, ziare și alte produse imprimate	-	*)	*)	*)	*)	-

\*) Valori sub 0,05.

19. EXPORTS FOB TO THE EUROPEAN UNION'S COUNTRIES, BY SECTIONS AND CHAPTERS FROM COMBINED NOMENCLATURE (C.N.) IN THE PERIOD 1.I-28.II 2007

million euro - continued -

Slovacia Slovakia	Slovenia Slovenia	Spania Spain	Suedia Sweden	Regatul Unit United Kingdom	Ungaria Hungary		CODE C.N.
<b>0,8</b>	<b>0,2</b>	<b>7,0</b>	<b>0,1</b>	<b>0,3</b>	<b>14,1</b>	Chemical products	<b>VI</b>
0,2	*)	0,9	*)	*)	2,3	Inorganic chemicals	28
*)	*)	2,0	-	-	0,3	Organic chemicals	29
0,3	0,1	-	-	*)	1,2	Pharmaceutical products	30
0,2	-	3,6	-	-	9,6	Fertilizers	31
*)	-	0,3	*)	0,2	0,3	Tanning or dyestuff extracts; tannins and their derivatives; dyes, pigments and other dyestuff; paints and varnishes; putty and mastics; inks	32
0,1	*)	-	-	*)	*)	Essential oils and resinoids; perfumery, cosmetic or toilet preparations	33
*)	-	-	-	*)	0,3	Soap; washing and lubricating preparations, dental wax, modelling pastes	34
-	-	-	-	-	*)	Albuminoidal substances; modified starch; glues; enzymes	35
-	-	-	-	-	*)	Explosives; pyrotechnic products; matches; pyrophoric alloys; certain combustible preparations	36
-	-	-	-	-	*)	Photographic or cinematographic goods	37
-	*)	0,1	-	*)	0,1	Miscellaneous chemical products	38
<b>1,6</b>	<b>0,4</b>	<b>7,7</b>	<b>0,7</b>	<b>7,7</b>	<b>15,1</b>	Plastics, rubber and articles thereof	<b>VII</b>
1,1	0,1	1,1	*)	1,3	8,2	Plastics and articles thereof	39
0,4	0,3	6,6	0,7	6,4	6,9	Rubber and articles thereof	40
<b>0,3</b>	<b>-</b>	<b>1,2</b>	<b>*)</b>	<b>1,2</b>	<b>*)</b>	Raw hides and skins, leather, furskins and articles thereof	<b>VIII</b>
0,3	-	0,2	*)	*)	*)	Raw hides and skins and leather	41
-	-	1,1	*)	1,2	*)	Leather goods	42
-	-	-	-	-	-	Furskins and artificial fur; manufactures thereof	43
<b>0,5</b>	<b>0,2</b>	<b>7,7</b>	<b>1,4</b>	<b>2,2</b>	<b>3,9</b>	Wood and articles of wood, excluding furniture	<b>IX</b>
0,5	0,2	7,7	1,4	2,2	3,9	Wood, charcoal and articles of wood	44
-	-	-	-	-	-	Cork and articles of cork	45
-	-	-	-	-	-	Manufactures of straw, of esparto or of other plaiting materials, basketware and wickerwork	46
<b>0,1</b>	<b>0,1</b>	<b>0,2</b>	<b>0,2</b>	<b>0,4</b>	<b>1,6</b>	Pulp of wood, paper, paperboard and articles thereof	<b>X</b>
-	-	-	-	-	-	Pulp of wood; waste of paper	47
0,1	0,1	0,2	0,2	0,4	0,3	Paper and paperboard; articles of paper and paperboard	48
*)	-	*)	*)	*)	1,4	Printed books, newspapers and other products of the printing industry	49

\*) Values under 0.05.



19. EXPORTURILE FOB ÎN ȚĂRILE UNIUNII EUROPENE PE SECȚIUNI ȘI CAPITOLE DIN NOMENCLATORUL COMBINAT (N.C.) ÎN PERIOADA 1.I-28.II 2007

milioane euro - continuare -

COD N.C.		Total	Austria	Belgia	Bulgaria	R. Cehă	Cipru	Danemarca	Estonia
		Total	Austria	Belgium	Bulgaria	Czech Rep.	Cyprus	Denmark	Estonia
<b>XI</b>	<b>Materiale textile și articole din acestea</b>	<b>604,4</b>	<b>9,6</b>	<b>11,5</b>	<b>3,8</b>	<b>3,2</b>	<b>*)</b>	<b>1,2</b>	<b>0,6</b>
50	Mătase	7,1	-	-	-	-	-	-	-
51	Lână, păr fin sau grosier de animale; fire și țesături din păr de cal	6,9	-	*)	0,1	-	-	*)	-
52	Bumbac	4,7	*)	0,6	0,2	-	-	0,1	-
53	Alte fibre textile vegetale; fire de hârtie și țesături din fire de hârtie	0,5	-	*)	-	-	-	*)	-
54	Filamente sintetice sau artificiale	11,0	0,2	*)	0,3	0,1	-	0,1	0,1
55	Fibre sintetice sau artificiale discontinue	19,5	*)	*)	0,5	0,2	-	-	0,1
56	Vată, păslă, fire speciale; sfoară, cordoane, frânghii, articole din acestea	5,3	*)	0,7	*)	0,1	*)	-	-
57	Covoare și alte acoperitoare de podea din materiale textile	1,6	0,3	0,2	*)	-	-	0,1	-
58	Țesături speciale; țesături buclate; dantele, tapiserie; pasmanterie, broderii	4,0	*)	0,1	0,8	*)	-	*)	-
59	Țesături impregnate, cauciucate, acoperite la suprafață sau stratificate; articole tehnice din materiale textile	3,3	*)	*)	*)	-	-	-	-
60	Țesături croșetate sau tricotate	1,9	*)	0,3	0,6	*)	-	-	-
61	Articole și accesorii de îmbrăcăminte, tricotate sau croșetate	127,3	4,7	1,5	1,2	0,3	*)	0,1	0,4
62	Articole și accesorii de îmbrăcăminte, altele decât tricotate sau croșetate	375,4	3,7	6,6	0,1	0,4	*)	0,9	0,1
63	Alte articole textile confecționate	35,9	0,7	1,4	*)	2,2	-	*)	-
<b>XII</b>	<b>Încălțăminte, pălării, umbrele și articole similare</b>	<b>227,4</b>	<b>6,7</b>	<b>0,4</b>	<b>0,2</b>	<b>0,4</b>	<b>-</b>	<b>0,2</b>	<b>-</b>
64	Încălțăminte și părți ale acesteia	223,0	6,3	0,3	0,1	0,4	-	0,2	-
65	Obiecte de acoperit capul și părți ale acestora	2,6	0,1	0,1	*)	-	-	-	-
66	Umbrele de ploaie, umbrele de soare, bastoane, bastoane-scaun, bice, cravașe și părți ale acestora	1,4	*)	*)	*)	*)	-	*)	-
67	Pene și puf prelucrate și articole din pene sau din puf; flori artificiale; articole din păr uman	0,3	0,3	-	-	-	-	-	-
<b>XIII</b>	<b>Articole din piatră, ipsos, ciment, ceramică, sticlă și din materiale similare</b>	<b>32,3</b>	<b>1,9</b>	<b>0,8</b>	<b>2,0</b>	<b>1,1</b>	<b>*)</b>	<b>0,2</b>	<b>-</b>
68	Articole din piatră, ipsos, ciment, azbest, mică și materiale similare	2,7	0,1	-	0,8	0,1	-	-	-
69	Produce ceramice	13,2	0,3	0,2	0,2	0,4	*)	0,2	-
70	Sticlă și articole din sticlă	16,4	1,5	0,7	1,0	0,6	-	*)	-

\*) Valori sub 0,05.

19. EXPORTS FOB TO THE EUROPEAN UNION'S COUNTRIES, BY SECTIONS AND CHAPTERS FROM COMBINED NOMENCLATURE (C.N.) IN THE PERIOD 1.I-28.II 2007

million euro - continued -

Franța	Finlanda	Germania	Grecia	Irlanda	Italia	Letonia		CODE C.N.
							Textiles and textile articles	XI
<b>69,7</b>	<b>0,4</b>	<b>144,5</b>	<b>3,1</b>	<b>1,7</b>	<b>218,1</b>	<b>*)</b>	Silk	50
*)	-	*)	-	-	7,1	-	Wool, fine or coarse animal hair; horsehair yarn and woven fabric	51
0,1	-	3,9	*)	-	2,2	-	Cotton	52
0,4	-	0,9	-	-	1,4	-	Other vegetable textile fibres; paper yarn and woven fabric of paper yarn	53
*)	-	0,2	-	-	0,2	-	Man-made filaments	54
0,1	*)	3,0	*)	-	4,1	-	Man-made staple fibres	55
2,5	-	2,5	*)	*)	11,2	-	Wadding, felt, special yarns; twine cords, ropes, articles thereof	56
0,3	*)	0,3	*)	-	3,0	-	Carpets and other textile floor coverings	57
0,1	-	0,5	-	*)	0,1	-	Special woven fabrics; tufted textile fabrics; lace, tapestries; trimmings, embroidery	58
0,3	-	1,1	*)	*)	0,7	*)	Impregnated, coated, covered or laminated textile fabrics; technical articles of textiles	59
0,1	-	0,3	-	-	0,8	-	Knitted or crocheted fabrics	60
*)	-	0,4	*)	*)	0,4	-	Knitted or crocheted clothing and accessories	61
30,4	*)	11,6	2,4	0,7	53,6	*)	Not knitted or crocheted clothing and accessories	62
31,5	0,3	107,6	0,6	0,9	128,6	-	Other ready-made textile articles	63
4,0	*)	12,2	*)	*)	4,7	-		
<b>12,7</b>	<b>*)</b>	<b>27,3</b>	<b>0,2</b>	<b>*)</b>	<b>158,1</b>	<b>-</b>	Footwear, headgear, umbrellas and similar articles	XII
11,8	*)	26,2	0,2	*)	156,8	-	Footwear and parts thereof	64
0,1	-	1,1	*)	-	1,2	-	Headgear and parts thereof	65
0,8	-	*)	-	-	0,1	-	Umbrellas, sun umbrellas, walking sticks, seat-sticks, whips, riding crops and parts thereof	66
-	-	-	-	-	*)	-	Prepared feathers and down and articles made of feathers or of down; artificial hair flowers; articles of human hair	67
<b>4,0</b>	<b>-</b>	<b>6,6</b>	<b>1,7</b>	<b>*)</b>	<b>5,1</b>	<b>*)</b>	Articles of stone, plaster, cement, ceramic, glass and similar materials	XIII
0,4	-	0,2	*)	-	1,0	*)	Articles of stone, plaster, cement, asbestos, mica and similar materials	68
2,1	-	3,1	0,5	*)	2,1	*)	Ceramic products	69
1,5	-	3,4	1,2	*)	2,0	-	Glass and glassware	70

\*) Values under 0.05.

19. EXPORTURILE FOB ÎN ȚĂRILE UNIUNII EUROPENE PE SECȚIUNI ȘI CAPITOLE DIN NOMENCLATORUL COMBINAT (N.C.) ÎN PERIOADA 1.I-28.II 2007

milioane euro - continuare -

COD N.C.		Lituania	Luxemburg	Malta	Olanda	Polonia	Portugalia
		Lithuania	Luxembourg	Malta	Netherlands	Poland	Portugal
<b>XI</b>	<b>Materiale textile și articole din acestea</b>	<b>0,7</b>	<b>0,2</b>	<b>*)</b>	<b>8,5</b>	<b>9,5</b>	<b>0,6</b>
50	Mătase	-	-	-	-	-	-
51	Lână, păr fin sau grosier de animale; fire și țesături din păr de cal	0,2	-	-	*)	-	-
52	Bumbac	0,1	-	-	0,3	0,1	*)
53	Alte fibre textile vegetale; fire de hârtie și țesături din fire de hârtie	-	-	-	-	-	-
54	Filamente sintetice sau artificiale	-	-	-	0,2	2,0	0,2
55	Fibre sintetice sau artificiale discontinue	0,1	-	-	0,1	1,2	0,1
56	Vată, păslă, fire speciale; sfoară, cordoane, frânghii, articole din acestea	0,2	0,1	-	*)	*)	-
57	Covoare și alte acoperitoare de podea din materiale textile	-	-	-	-	*)	-
58	Țesături speciale; țesături buclate; dantele, tapiserie; pasmanterie, broderii	*)	*)	-	*)	*)	*)
59	Țesături impregnate, cauciucate, acoperite la suprafață sau stratificate; articole tehnice din materiale textile	-	-	-	*)	1,7	*)
60	Țesături croșetate sau tricotate	-	-	-	-	*)	*)
61	Articole și accesorii de îmbrăcăminte, tricotate sau croșetate	0,1	-	*)	2,1	*)	0,1
62	Articole și accesorii de îmbrăcăminte, altele decât tricotate sau croșetate	*)	0,1	*)	4,2	0,9	0,2
63	Alte articole textile confecționate	0,1	-	-	1,5	3,4	*)
<b>XII</b>	<b>Încălțăminte, pălării, umbrele și articole similare</b>	<b>*)</b>	<b>*)</b>	<b>-</b>	<b>7,4</b>	<b>0,4</b>	<b>0,1</b>
64	Încălțăminte și părți ale acesteia	-	*)	-	7,4	0,2	*)
65	Obiecte de acoperit capul și părți ale acestora	-	-	-	*)	*)	-
66	Umbrele de ploaie, umbrele de soare, bastoane, bastoane-scaun, bice, cravașe și părți ale acestora	*)	-	-	*)	0,2	*)
67	Pene și puf prelucrate și articole din pene sau din puf; flori artificiale; articole din păr uman	-	-	-	-	-	-
<b>XIII</b>	<b>Articole din piatră, ipsos, ciment, ceramică, sticlă și din materiale similare</b>	<b>-</b>	<b>-</b>	<b>-</b>	<b>1,1</b>	<b>3,1</b>	<b>*)</b>
68	Articole din piatră, ipsos, ciment, azbest, mică și materiale similare	-	-	-	*)	*)	-
69	Produce ceramice	-	-	-	0,8	0,1	-
70	Sticlă și articole din sticlă	-	-	-	0,3	2,9	*)

\*) Valori sub 0,05.

19. EXPORTS FOB TO THE EUROPEAN UNION'S COUNTRIES, BY SECTIONS AND CHAPTERS FROM COMBINED NOMENCLATURE (C.N.) IN THE PERIOD 1.I-28.II 2007

million euro - continued -

Slovenia	Slovenia	Spania	Suedia	Regatul	Ungaria		CODE C.N.
				Unit			
Slovakia	Slovenia	Spain	Sweden	United Kingdom	Hungary		
						Textiles and textile articles	XI
<b>1,6</b>	<b>2,0</b>	<b>8,6</b>	<b>4,3</b>	<b>79,3</b>	<b>21,7</b>	Silk	50
-	-	*)	-	*)	*)	Wool, fine or coarse animal hair; horsehair yarn and woven fabric	51
-	-	*)	*)	0,3	-	Cotton	52
*)	-	0,1	*)	0,3	0,4	Other vegetable textile fibres; paper yarn and woven fabric of paper yarn	53
-	*)	-	-	*)	*)	Man-made filaments	54
*)	*)	*)	*)	0,3	0,2	Man-made staple fibres	55
*)	*)	0,3	*)	0,3	0,3	Wadding, felt, special yarns; twine cords, ropes, articles thereof	56
*)	*)	0,4	*)	*)	*)	Carpets and other textile floor coverings	57
-	*)	*)	-	0,2	*)	Special woven fabrics; tufted textile fabrics; lace, tapestries; trimmings, embroidery	58
*)	-	*)	*)	0,2	0,7	Impregnated, coated, covered or laminated textile fabrics; technical articles of textiles	59
*)	-	*)	-	*)	0,4	Knitted or crocheted fabrics	60
*)	-	*)	-	0,1	*)	Knitted or crocheted clothing and accessories	61
1,2	*)	1,6	0,2	9,0	6,3	Not knitted or crocheted clothing and accessories	62
0,3	0,3	5,5	3,5	65,9	13,2	Other ready-made textile articles	63
*)	1,7	0,5	0,5	2,7	0,1		
<b>0,8</b>	<b>0,8</b>	<b>2,0</b>	<b>*)</b>	<b>3,7</b>	<b>6,1</b>	Footwear, headgear, umbrellas and similar articles	XII
<b>0,8</b>	<b>0,8</b>	<b>1,8</b>	<b>*)</b>	<b>3,7</b>	<b>5,9</b>	Footwear and parts thereof	64
-	-	-	-	-	0,1	Headgear and parts thereof	65
*)	-	0,1	-	*)	*)	Umbrellas, sun umbrellas, walking sticks, seat-sticks, whips, riding crops and parts thereof	66
-	-	-	-	-	-	Prepared feathers and down and articles made of feathers or of down; artificial hair flowers; articles of human hair	67
*)	*)	<b>0,6</b>	<b>0,6</b>	<b>1,0</b>	<b>2,5</b>	Articles of stone, plaster, cement, ceramic, glass and similar materials	XIII
-	*)	*)	*)	*)	*)	Articles of stone, plaster, cement, asbestos, mica and similar materials	68
-	-	0,2	0,3	0,7	2,0	Ceramic products	69
*)	*)	0,4	0,2	0,3	0,4	Glass and glassware	70

\*) Values under 0.05.

19. EXPORTURILE FOB ÎN ȚĂRILE UNIUNII EUROPENE PE SECȚIUNI ȘI CAPITOLE DIN NOMENCLATORUL COMBINAT (N.C.) ÎN PERIOADA 1.I-28.II 2007

milioane euro - continuare -

COD N.C.		Total	Austria	Belgia	Bulgaria	R. Cehă	Cipru	Danemarca	Estonia
		Total	Austria	Belgium	Bulgaria	Czech Rep.	Cyprus	Denmark	Estonia
<b>XV</b>	<b>Metale comune și articole din acestea</b>	<b>471,6</b>	<b>12,0</b>	<b>3,0</b>	<b>16,1</b>	<b>20,8</b>	<b>*)</b>	<b>2,2</b>	<b>0,5</b>
72	Fontă, fier și oțel	167,8	3,1	0,5	5,6	12,1	*)	0,3	0,5
73	Produse din fontă, fier și oțel	122,7	4,1	1,6	3,0	2,9	*)	0,8	-
74	Cupru și articole din cupru	19,7	0,2	-	1,5	-	-	-	-
75	Nichel și articole din nichel	0,5	-	-	-	-	-	-	-
76	Aluminiu și articole din aluminiu	111,1	2,7	0,5	3,1	4,8	-	0,9	-
78	Plumb și articole din plumb	5,3	0,4	0,3	0,2	0,4	-	-	-
79	Zinc și articole din zinc	24,8	1,4	-	0,9	0,5	-	-	-
80	Cositor și articole din cositor	0,1	-	-	-	-	-	-	-
81	Alte metale comune; cermeturi	0,8	*)	-	-	-	-	-	-
82	Unelte și scule, tacâmuri din metale comune	6,2	*)	*)	1,6	0,2	-	-	-
83	Articole diverse din metale comune	12,7	0,1	*)	0,2	*)	-	0,1	-
<b>XVI</b>	<b>Mașini și aparate; echipamente electrice; aparate de înregistrat sau de reprodus sunetul și imaginile</b>	<b>761,2</b>	<b>37,2</b>	<b>24,8</b>	<b>3,9</b>	<b>20,3</b>	<b>*)</b>	<b>0,3</b>	<b>0,2</b>
84	Cazane, turbine, motoare, aparate și dispozitive mecanice, părți ale acestora	268,6	6,3	7,9	2,1	5,2	*)	0,1	0,2
85	Mașini, aparate și echipamente electrice; aparate de înregistrat sau de reprodus sunetul și imagini de televiziune	492,6	30,9	16,9	1,8	15,1	*)	0,2	-
<b>XVII</b>	<b>Mijloace și materiale de transport</b>	<b>309,9</b>	<b>15,4</b>	<b>7,1</b>	<b>3,6</b>	<b>7,6</b>	<b>*)</b>	<b>-</b>	<b>-</b>
86	Vehicule și echipamente pentru căile ferate și de comunicații	21,6	6,5	-	0,1	*)	-	-	-
87	Automobile, tractoare și alte vehicule terestre	269,5	8,9	7,0	3,5	7,6	*)	-	-
88	Aeronave, nave spațiale	1,2	*)	0,1	-	-	-	-	-
89	Vapoare, nave și structuri plutitoare	17,6	-	-	-	-	-	-	-
<b>XVIII</b>	<b>Instrumente și aparate optice, fotografice, cinematografice, medico-chirurgicale și similare; ceasuri; instrumente muzicale; părți și accesorii ale acestora</b>	<b>23,8</b>	<b>*)</b>	<b>0,1</b>	<b>0,2</b>	<b>*)</b>	<b>*)</b>	<b>*)</b>	<b>-</b>
90	Instrumente și aparate optice, fotografice, cinematografice, medico-chirurgicale și similare	22,5	*)	*)	0,1	*)	*)	*)	-
91	Ceasornicărie	0,2	-	-	*)	-	-	-	-
92	Instrumente muzicale; părți și accesorii ale acestora	1,1	*)	*)	-	*)	-	-	-
<b>XX</b>	<b>Mărfuri și produse diverse</b>	<b>184,5</b>	<b>17,7</b>	<b>7,6</b>	<b>1,6</b>	<b>1,0</b>	<b>*)</b>	<b>0,9</b>	<b>0,2</b>
94	Mobila; aparate de iluminat și alte articole similare; construcții prefabricate	171,8	17,1	7,3	1,5	1,0	*)	0,9	0,2
95	Jucării, jocuri, articole pentru divertisment sau pentru sport	10,3	0,4	0,3	*)	-	*)	-	-
96	Articole diverse	2,4	0,2	*)	0,1	*)	-	*)	-
<b>XXII</b>	<b>Bunuri necuprinse în alte secțiuni din Nomenclatorul Combinat</b>	<b>7,1</b>	<b>*)</b>	<b>0,5</b>	<b>0,1</b>	<b>-</b>	<b>*)</b>	<b>*)</b>	<b>-</b>

\*) Valori sub 0,05.

19. EXPORTS FOB TO THE EUROPEAN UNION'S COUNTRIES, BY SECTIONS AND CHAPTERS FROM COMBINED NOMENCLATURE (C.N.) IN THE PERIOD 1.I-28.II 2007

million euro - continued -

	Franța	Finlanda	Germania	Grecia	Irlanda	Italia	Letonia		CODE C.N.
	<b>25,8</b>	<b>3,6</b>	<b>88,6</b>	<b>27,4</b>	<b>0,3</b>	<b>114,0</b>	<b>0,2</b>	Base metals and articles of base metal	XV
	6,7	3,4	49,2	10,8	-	38,5	-	Pig-iron, iron and steel	72
	13,2	0,2	21,2	1,1	0,2	43,4	0,2	Products of pig-iron, iron and steel	73
	0,8	-	1,8	0,1	-	4,4	-	Copper and articles thereof	74
	-	-	*)	-	-	0,2	-	Nickel and articles thereof	75
	3,3	*)	9,6	10,3	*)	14,4	-	Aluminium and articles thereof	76
	-	-	0,1	0,5	-	*)	-	Lead and articles thereof	78
	-	-	1,1	4,0	-	8,6	-	Zinc and articles thereof	79
	-	-	0,1	-	-	-	-	Tin and articles thereof	80
	-	-	*)	*)	-	*)	-	Other base metals; cermets	81
	0,8	-	1,8	0,1	-	1,0	-	Tools and implements, cutlery of base metal	82
	1,0	*)	3,7	0,4	0,1	3,4	-	Miscellaneous articles of base metal	83
	<b>74,7</b>	<b>1,7</b>	<b>246,8</b>	<b>19,7</b>	<b>0,3</b>	<b>128,6</b>	<b>0,1</b>	Machinery and mechanical appliances; electrical equipment; sound and image recorders and reproducers	XVI
	42,4	*)	72,9	11,6	0,3	48,8	-	Boilers, turbines, engines, mechanical apparatus and devices, parts thereof	84
	32,3	1,7	174,0	8,1	*)	79,8	0,1	Machinery and mechanical appliances and electrical equipment; sound and television image recorders and reproducers	85
	<b>55,7</b>	<b>0,2</b>	<b>132,9</b>	<b>0,4</b>	<b>3,2</b>	<b>24,4</b>	<b>-</b>	Vehicles and associated transport equipment	XVII
	0,9	-	5,8	0,2	3,2	2,0	-	Railway or tramway locomotives and rolling-stock	86
	54,4	0,2	127,0	0,1	-	22,4	-	Vehicles, tractors and other ground vehicles	87
	0,4	*)	0,1	-	-	0,1	-	Aircraft, spacecraft	88
	-	-	-	0,1	-	*)	-	Ships, boats and floating structures	89
	<b>2,1</b>	<b>*)</b>	<b>9,3</b>	<b>0,1</b>	<b>-</b>	<b>6,8</b>	<b>-</b>	Optical, photographic, cinematographic, medical or surgical instruments and apparatus and similar; clocks and watches; musical instruments; parts and accessories thereof	XVIII
	2,1	*)	8,9	0,1	-	6,0	-	Optical, photographic, cinematographic, medical or surgical instruments and apparatus and similar	90
	-	-	0,2	-	-	*)	-	Clocks and watches	91
	*)	-	0,2	*)	-	0,8	-	Musical instruments; parts and accessories thereof	92
	<b>42,9</b>	<b>0,1</b>	<b>34,0</b>	<b>0,7</b>	<b>1,2</b>	<b>27,5</b>	<b>*)</b>	Miscellaneous manufactured articles	XX
	38,9	0,1	32,3	0,7	1,2	25,1	*)	Furniture; lighting fittings and other similar articles; prefabricated buildings	94
	3,5	-	1,1	*)	-	1,6	-	Toys, games, sport or entertainment articles	95
	0,5	-	0,5	*)	-	0,8	*)	Miscellaneous manufactured articles	96
	<b>*)</b>	<b>-</b>	<b>*)</b>	<b>*)</b>	<b>-</b>	<b>4,5</b>	<b>-</b>	Goods non-included in Combined Nomenclature other sections	XXII

\*) Values under 0.05.

19. EXPORTURILE FOB ÎN ȚĂRILE UNIUNII EUROPENE PE SECȚIUNI ȘI CAPITOLE DIN NOMENCLATORUL COMBINAT (N.C.) ÎN PERIOADA 1.I-28.II 2007

milioane euro - continuare -

COD N.C.		Lituania Lithuania	Luxemburg Luxembourg	Malta Malta	Olanda Netherlands	Polonia Poland	Portugalia Portugal
<b>XV</b>	<b>Metale comune și articole din acestea</b>	<b>0,3</b>	-	*)	<b>13,1</b>	<b>31,1</b>	<b>0,2</b>
72	Fontă, fier și oțel	0,1	-	*)	5,5	4,0	*)
73	Produse din fontă, fier și oțel	0,2	-	*)	6,1	5,3	0,1
74	Cupru și articole din cupru	-	-	*)	*)	0,2	-
75	Nichel și articole din nichel	-	-	-	0,1	-	-
76	Aluminiu și articole din aluminiu	-	-	-	1,0	14,1	-
78	Plumb și articole din plumb	-	-	-	-	3,0	-
79	Zinc și articole din zinc	-	-	-	-	4,0	-
80	Cositor și articole din cositor	-	-	-	-	-	-
81	Alte metale comune; cermeturi	-	-	-	0,1	0,3	-
82	Unelte și scule, tacâmuri din metale comune	-	-	*)	*)	*)	-
83	Articole diverse din metale comune	-	-	*)	0,2	0,1	0,1
<b>XVI</b>	<b>Mașini și aparate; echipamente electrice; aparate de înregistrat sau de reprodus sunetul și imaginile</b>	<b>0,7</b>	*)	*)	<b>14,2</b>	<b>24,9</b>	<b>0,4</b>
84	Cazane, turbine, motoare, aparate și dispozitive mecanice, părți ale acestora	0,7	*)	*)	8,0	17,0	*)
85	Mașini, aparate și echipamente electrice; aparate de înregistrat sau de reprodus sunetul și imagini de televiziune	-	-	*)	6,2	7,9	0,3
<b>XVII</b>	<b>Mijloace și materiale de transport</b>	-	-	-	<b>20,6</b>	<b>4,7</b>	<b>0,1</b>
86	Vehicule și echipamente pentru căile ferate și de comunicații	-	-	-	0,1	*)	-
87	Automobile, tractoare și alte vehicule terestre	-	-	-	3,3	4,7	0,1
88	Aeronave, nave spațiale	-	-	-	0,1	-	-
89	Vapoare, nave și structuri plutitoare	-	-	-	17,1	-	-
<b>XVIII</b>	<b>Instrumente și aparate optice, fotografice, cinematografice, medico-chirurgicale și similare; ceasuri; instrumente muzicale; părți și accesorii ale acestora</b>	-	-	*)	<b>0,5</b>	<b>2,1</b>	-
90	Instrumente și aparate optice, fotografice, cinematografice, medico-chirurgicale și similare	-	-	*)	0,5	2,1	-
91	Ceasornicărie	-	-	-	-	-	-
92	Instrumente muzicale; părți și accesorii ale acestora	-	-	-	*)	-	-
<b>XX</b>	<b>Mărfuri și produse diverse</b>	<b>0,1</b>	*)	*)	<b>11,4</b>	<b>1,6</b>	<b>0,5</b>
94	Mobila; aparate de iluminat și alte articole similare; construcții prefabricate	0,1	*)	-	11,4	1,4	0,5
95	Jucării, jocuri, articole pentru divertisment sau pentru sport	-	-	-	*)	0,2	-
96	Articole diverse	-	*)	*)	*)	*)	*)
<b>XXII</b>	<b>Bunuri necuprinse în alte secțiuni din Nomenclatorul Combinat</b>	-	-	-	*)	*)	-

\*) Valori sub 0,05.

19. EXPORTS FOB TO THE EUROPEAN UNION'S COUNTRIES, BY SECTIONS AND CHAPTERS FROM COMBINED NOMENCLATURE (C.N.) IN THE PERIOD 1.I-28.II 2007

million euro - continued -

Slovacia Slovakia	Slovenia Slovenia	Spania Spain	Suedia Sweden	Regatul Unit United Kingdom	Ungaria Hungary		CODE C.N.
<b>12,4</b>	<b>10,1</b>	<b>13,7</b>	<b>5,5</b>	<b>16,7</b>	<b>53,9</b>	Base metals and articles of base metal	<b>XV</b>
4,4	0,2	9,0	3,4	6,4	4,1	Pig-iron, iron and steel	72
2,7	1,5	3,1	0,6	6,0	5,2	Products of pig-iron, iron and steel	73
0,1	-	*)	-	-	10,6	Copper and articles thereof	74
-	-	-	-	0,1	-	Nickel and articles thereof	75
2,3	7,7	1,5	*)	3,0	31,7	Aluminium and articles thereof	76
-	0,1	-	-	-	0,2	Lead and articles thereof	78
2,9	0,5	-	-	-	0,8	Zinc and articles thereof	79
-	-	-	-	-	-	Tin and articles thereof	80
-	-	-	-	*)	0,4	Other base metals; cermet	81
*)	*)	0,1	*)	0,2	0,3	Tools and implements, cutlery of base metal	82
0,1	*)	0,1	1,5	1,0	0,4	Miscellaneous articles of base metal	83
<b>14,5</b>	<b>1,0</b>	<b>21,1</b>	<b>3,7</b>	<b>48,9</b>	<b>73,2</b>	Machinery and mechanical appliances; electrical equipment; sound and image recorders and reproducers	<b>XVI</b>
3,6	0,8	9,4	1,8	7,5	21,9	Boilers, turbines, engines, mechanical apparatus and devices, parts thereof	84
10,9	0,3	11,7	1,9	41,4	51,3	Machinery and mechanical appliances and electrical equipment; sound and television image recorders and reproducers	85
<b>3,0</b>	<b>0,8</b>	<b>14,3</b>	<b>0,8</b>	<b>7,1</b>	<b>7,7</b>	Vehicles and associated transport equipment	<b>XVII</b>
0,1	-	*)	-	-	2,6	Railway or tramway locomotives and rolling-stock	86
2,9	0,8	14,3	0,8	6,4	5,0	Vehicles, tractors and other ground vehicles	87
-	-	-	-	0,3	*)	Aircraft, spacecraft	88
-	-	-	-	0,4	-	Ships, boats and floating structures	89
<b>0,5</b>	<b>*)</b>	<b>0,4</b>	<b>0,6</b>	<b>0,6</b>	<b>0,4</b>	Optical, photographic, cinematographic, medical or surgical instruments and apparatus and similar; clocks and watches; musical instruments; parts and accessories thereof	<b>XVIII</b>
0,5	*)	0,4	0,6	0,6	0,4	Optical, photographic, cinematographic, medical or surgical instruments and apparatus and similar	90
-	-	-	-	-	*)	Clocks and watches	91
-	*)	*)	*)	*)	-	Musical instruments; parts and accessories thereof	92
<b>2,0</b>	<b>0,2</b>	<b>3,1</b>	<b>5,8</b>	<b>14,8</b>	<b>9,5</b>	Miscellaneous manufactured articles	<b>XX</b>
2,0	0,2	3,0	5,7	14,5	6,6	Furniture; lighting fittings and other similar articles; prefabricated buildings	94
-	*)	*)	-	0,2	2,8	Toys, games, sport or entertainment articles	95
*)	-	*)	0,1	0,1	*)	Miscellaneous manufactured articles	96
-	-	*)	*)	2,0	*)	Goods non-included in Combined Nomenclature other sections	<b>XXII</b>

\*) Values under 0.05.

20. IMPORTURILE CIF DIN ȚĂRILE UNIUNII EUROPENE PE SECȚIUNI ȘI CAPITOLE DIN NOMENCLATORUL COMBINAT (N.C.) ÎN PERIOADA 1.I-28.II 2007

milioane euro

COD N.C.		Total	Austria	Belgia	Bulgaria	R. Cehă	Cipru	Danemarca	Estonia
		Total	Austria	Belgium	Bulgaria	Czech Rep.	Cyprus	Denmark	Estonia
	<b>TOTAL</b>	<b>5004,7</b>	<b>344,0</b>	<b>127,2</b>	<b>62,8</b>	<b>177,4</b>	<b>26,5</b>	<b>30,9</b>	<b>0,9</b>
<b>I</b>	<b>Animale vii și produse animale</b>	<b>93,6</b>	<b>2,6</b>	<b>4,2</b>	<b>1,1</b>	<b>3,3</b>	<b>0,1</b>	<b>6,5</b>	<b>0,1</b>
01	Animale vii	5,0	-	*)	*)	0,5	-	*)	-
02	Carne și măruntaie comestibile	56,4	2,3	3,3	0,1	0,3	0,1	5,8	-
03	Pește și crustacee, moluște și alte nevertebrate acvatice	7,0	-	0,2	0,4	-	-	0,2	0,1
04	Lapte și produse lactate; ouă; miere naturală	22,2	0,2	0,7	0,6	2,5	*)	0,3	-
05	Alte produse de origine animală	3,1	*)	-	-	*)	-	0,1	-
<b>II</b>	<b>Produse vegetale</b>	<b>86,1</b>	<b>1,5</b>	<b>2,1</b>	<b>0,9</b>	<b>2,1</b>	<b>-</b>	<b>0,9</b>	<b>-</b>
06	Plante vii și produse de floricultură	7,2	-	0,1	*)	-	-	*)	-
07	Legume, plante, rădăcini și tuberculi	12,6	0,6	1,1	0,1	0,1	-	*)	-
08	Fruite comestibile	16,9	0,1	0,2	-	*)	-	*)	-
09	Cafea, ceai, mate și condimente	7,3	0,3	0,3	0,2	0,2	-	-	-
10	Cereale	19,4	0,1	*)	0,3	*)	-	-	-
11	Produse ale industriei morăritului; malt; amidon	9,3	0,3	0,1	0,2	1,4	-	-	-
12	Semințe și fructe oleaginoase; plante industriale sau medicinale; paie și furaje	12,4	0,1	0,2	*)	0,2	-	0,8	-
13	Gume, rășini și alte seve și extracte vegetale	1,0	*)	0,2	-	0,1	-	0,1	-
14	Materiale pentru împletit și alte produse de origine vegetală, necuprinse în altă parte	*)	-	-	-	*)	-	*)	-
<b>III</b>	<b>Grăsimi și uleiuri animale sau vegetale</b>	<b>7,8</b>	<b>0,1</b>	<b>*)</b>	<b>0,4</b>	<b>0,5</b>	<b>-</b>	<b>0,8</b>	<b>-</b>
15	Grăsimi și uleiuri animale sau vegetale	7,8	0,1	*)	0,4	0,5	-	0,8	-
<b>IV</b>	<b>Produse alimentare, băuturi și tutun</b>	<b>110,4</b>	<b>6,8</b>	<b>3,8</b>	<b>5,1</b>	<b>4,2</b>	<b>2,4</b>	<b>1,4</b>	<b>*)</b>
16	Preparate din carne și pește	4,9	0,7	*)	*)	0,2	-	*)	*)
17	Zahăr și produse zaharoase	4,0	0,5	0,2	0,7	0,2	-	*)	-
18	Cacao și preparate din cacao	10,3	0,5	0,4	0,5	*)	-	*)	-
19	Preparate pe bază de cereale, de făină; produse de patiserie	15,2	0,2	0,3	2,0	0,7	-	*)	-
20	Preparate din legume, fructe	18,3	1,4	0,3	1,1	0,5	0,1	*)	-
21	Preparate alimentare diverse	24,8	1,1	0,7	0,5	1,5	*)	0,9	-
22	Băuturi alcoolice și nealcoolice; otet	7,1	1,7	0,1	0,1	0,4	*)	*)	-
23	Reziduuri și deșeuri ale industriei alimentare	11,8	0,6	0,4	0,2	0,3	-	0,3	-
24	Tutun și înlocuitori de tutun	13,9	*)	1,4	0,1	0,4	2,3	-	-
<b>V</b>	<b>Produse minerale</b>	<b>71,7</b>	<b>9,0</b>	<b>2,3</b>	<b>3,4</b>	<b>0,5</b>	<b>-</b>	<b>0,1</b>	<b>*)</b>
25	Sare; sulf, pietre; ipsos, var și ciment	6,1	0,1	0,1	1,2	0,2	-	0,1	-
26	Minerale, zgură și cenușă	8,9	-	*)	-	-	-	-	-
27	Combustibili și uleiuri minerale	56,7	8,8	2,2	2,2	0,3	-	*)	*)

\*) Valori sub 0,05

20. IMPORTS CIF FROM THE EUROPEAN UNION'S COUNTRIES, BY SECTIONS AND CHAPTERS FROM COMBINED NOMENCLATURE (C.N.) IN THE PERIOD 1.I-28.II 2007

million euro

	Franța	Finlanda	Germania	Grecia	Irlanda	Italia	Letonia		CODE C.N.
	<b>445,2</b>	<b>23,6</b>	<b>1185,9</b>	<b>102,3</b>	<b>28,2</b>	<b>904,2</b>	<b>0,9</b>	<b>TOTAL</b>	
								Live animals and animal products	I
	6,1	0,1	18,0	0,6	0,4	5,6	*)	Live animals	01
	0,5	-	0,6	-	-	0,1	-	Meat and edible offal	02
	4,0	0,1	10,9	0,1	0,2	2,6	-	Fish and crustaceans, mollusks and other aquatic invertebrates	03
	0,3	-	0,9	0,1	0,1	0,7	*)	Milk and dairy products; eggs; honey; edible animal products	04
	1,1	-	5,0	0,3	0,1	0,6	-	Other products of animal origin	05
	0,3	-	0,7	*)	-	1,6	-		
	6,2	-	7,4	6,6	*)	11,2	*)	Vegetable products	II
	*)	-	0,1	*)	-	0,9	-	Live plants, flower products	06
	0,2	-	0,6	0,7	*)	3,7	-	Edible vegetables, roots and tubers	07
	0,1	-	1,5	5,4	-	4,2	*)	Edible fruits	08
	0,1	-	3,9	*)	*)	1,2	-	Coffee, tea, mate and spices	09
	1,6	-	0,1	0,1	*)	0,1	-	Cereals	10
	0,1	-	0,3	0,3	-	*)	-	Products of the milling industry; malt; starch	11
	4,2	-	0,5	*)	-	1,1	-	Seeds and fruits; industrial and medicinal plants; straw and fodder	12
	*)	-	0,4	*)	*)	*)	-	Lac; gums, resins and other vegetable saps and extracts	13
	-	-	*)	-	-	*)	-	Vegetable plaiting materials; vegetable products not elsewhere specified	14
	0,1	*)	1,4	0,3	-	1,0	-	Animal or vegetable fats and oils	III
	0,1	*)	1,4	0,3	-	1,0	-	Animal or vegetable fats and oils	15
	4,7	0,1	19,8	3,6	1,3	7,2	0,2	Prepared foodstuffs, beverages and tobacco	IV
	0,2	-	0,5	*)	-	0,5	0,2	Preparation of meat and fish	16
	0,1	-	0,7	*)	*)	0,1	-	Sugar and confectionery	17
	0,3	0,1	3,3	*)	-	0,4	-	Cocoa and cocoa preparations	18
	0,2	*)	2,6	0,1	-	1,4	-	Preparations of cereals, flour, starch, milk; pastry products	19
	0,6	-	1,0	2,6	0,9	1,2	-	Preparations of vegetables, fruit	20
	0,8	-	3,4	0,5	0,3	1,4	-	Miscellaneous edible preparations	21
	0,8	0,1	0,7	*)	0,1	1,4	-	Alcoholic and non-alcoholic beverages; vinegar	22
	0,8	-	1,0	0,2	-	0,6	-	Residues and waste from the food industry	23
	0,8	-	6,7	0,2	-	0,2	-	Tobacco and manufactured tobacco substitutes	24
	2,3	*)	3,6	4,5	*)	3,5	*)	Mineral products	V
	0,3	*)	1,2	0,3	-	0,6	-	Salt; sulphur, stone; plaster; lime and cement	25
	*)	-	*)	2,3	-	0,2	-	Ores, slag and ash	26
	2,0	-	2,3	1,9	*)	2,7	*)	Mineral fuels and oils	27

\*) Values under 0.05.

20. IMPORTURILE CIF DIN ȚĂRILE UNIUNII EUROPENE PE SECȚIUNI ȘI CAPITOLE DIN NOMENCLATORUL COMBINAT (N.C.) ÎN PERIOADA 1.I-28.II 2007

milioane euro - continuare -

COD N.C.		Lituania	Luxemburg	Malta	Olanda	Polonia	Portugalia
		Lithuania	Luxembourg	Malta	Netherlands	Poland	Portugal
	<b>TOTAL</b>	<b>3,7</b>	<b>9,4</b>	<b>0,1</b>	<b>251,2</b>	<b>212,5</b>	<b>17,8</b>
<b>I</b>	<b>Animale vii și produse animale</b>	<b>*)</b>	<b>-</b>	<b>-</b>	<b>13,9</b>	<b>10,6</b>	<b>-</b>
01	Animale vii	-	-	-	1,2	0,1	-
02	Carne și măruntaie comestibile	-	-	-	10,5	4,7	-
03	Pește și crustacee, moluște și alte nevertebrate acvatice	*)	-	-	1,5	1,0	-
04	Lapte și produse lactate; ouă; miere naturală	-	-	-	0,6	4,7	-
05	Alte produse de origine animală	*)	-	-	*)	0,1	-
<b>II</b>	<b>Produse vegetale</b>	<b>*)</b>	<b>-</b>	<b>*)</b>	<b>13,1</b>	<b>3,8</b>	<b>*)</b>
06	Plante vii și produse de floricultură	-	-	-	5,2	0,1	-
07	Legume, plante, rădăcini și tuberculi	-	-	*)	2,1	0,9	-
08	Fructe comestibile	-	-	*)	1,9	1,5	*)
09	Cafea, ceai, mate și condimente	*)	-	-	0,3	0,4	-
10	Cereale	-	-	-	1,0	*)	-
11	Produse ale industriei morăritului; malt; amidon	-	-	-	0,7	0,1	-
12	Semințe și fructe oleaginoase; plante industriale sau medicinale; paie și furaje	-	-	-	1,9	0,8	-
13	Gume, rășini și alte seve și extracte vegetale	-	-	-	*)	*)	-
14	Materiale pentru împletit și alte produse de origine vegetală, necuprinse în altă parte	-	-	-	*)	-	-
<b>III</b>	<b>Grăsimi și uleiuri animale sau vegetale</b>	<b>-</b>	<b>-</b>	<b>-</b>	<b>1,6</b>	<b>0,3</b>	<b>-</b>
15	Grăsimi și uleiuri animale sau vegetale	-	-	-	1,6	0,3	-
<b>IV</b>	<b>Produse alimentare, băuturi și tutun</b>	<b>0,2</b>	<b>*)</b>	<b>-</b>	<b>10,4</b>	<b>13,1</b>	<b>0,1</b>
16	Preparate din carne și pește	0,2	-	-	0,1	0,7	-
17	Zahăr și produse zaharoase	*)	-	-	0,3	0,1	-
18	Cacao și preparate din cacao	*)	-	-	1,8	1,4	-
19	Preparate pe bază de cereale, de făină; produse de patiserie	*)	-	-	0,8	3,3	0,1
20	Preparate din legume, fructe	-	-	-	3,1	0,9	-
21	Preparate alimentare diverse	*)	*)	-	3,4	5,5	-
22	Băuturi alcoolice și nealcoolice; oțet	-	-	-	0,3	0,3	*)
23	Reziduuri și deșeuri ale industriei alimentare	-	-	-	0,5	0,4	*)
24	Tutun și înlocuitori de tutun	-	-	-	0,3	0,5	-
<b>V</b>	<b>Produse minerale</b>	<b>*)</b>	<b>*)</b>	<b>-</b>	<b>0,4</b>	<b>19,4</b>	<b>-</b>
25	Sare; sulf; pietre; ipsos, var și ciment	-	-	-	*)	0,3	-
26	Minerale, zgură și cenușă	-	-	-	*)	3,2	-
27	Combustibili și uleiuri minerale	*)	*)	-	0,3	15,9	-

\*) Valori sub 0,05.

20. IMPORTS CIF FROM THE EUROPEAN UNION'S COUNTRIES, BY SECTIONS AND CHAPTERS FROM COMBINED NOMENCLATURE (C.N.) IN THE PERIOD 1.I-28.II 2007

million euro - continued -

Slovacia	Slovenia	Spania	Suedia	Regatul	Ungaria		CODE C.N.
				Unit			
Slovakia	Slovenia	Spain	Sweden	United Kingdom	Hungary		
<b>103,8</b>	<b>53,8</b>	<b>137,0</b>	<b>103,0</b>	<b>151,7</b>	<b>500,3</b>	<b>TOTAL</b>	
<b>0,9</b>	<b>0,1</b>	<b>3,1</b>	<b>0,4</b>	<b>0,7</b>	<b>15,1</b>	Live animals and animal products	I
0,1	-	*)	-	-	1,8	Live animals	01
0,3	0,1	2,2	-	0,4	8,2	Meat and edible offal	02
-	-	0,7	0,4	0,3	0,1	Fish and crustaceans, mollusks and other aquatic invertebrates	03
0,5	*)	0,1	-	-	4,9	Milk and dairy products; eggs; honey; edible animal products	04
*)	-	0,1	-	*)	*)	Other products of animal origin	05
<b>2,5</b>	<b>0,4</b>	<b>1,3</b>	<b>*)</b>	<b>0,1</b>	<b>25,8</b>	<b>Vegetable products</b>	<b>II</b>
-	-	-	-	-	0,9	Live plants, flower products	06
0,2	0,1	0,6	-	-	1,5	Edible vegetables, roots and tubers	07
0,1	0,3	0,4	-	*)	1,1	Edible fruits	08
0,2	*)	*)	-	*)	0,1	Coffee, tea, mate and spices	09
0,1	-	0,1	-	-	16,0	Cereals	10
1,9	-	0,1	*)	*)	3,7	Products of the milling industry; malt; starch	11
*)	-	0,1	-	*)	2,4	Seeds and fruits; industrial and medicinal plants; straw and fodder	12
-	-	*)	-	*)	*)	Lac; gums, resins and other vegetable saps and extracts	13
-	-	-	-	-	*)	Vegetable plaiting materials; vegetable products not elsewhere specified	14
<b>*)</b>	<b>-</b>	<b>0,1</b>	<b>1,0</b>	<b>*)</b>	<b>0,2</b>	<b>Animal or vegetable fats and oils</b>	<b>III</b>
<b>*)</b>	<b>-</b>	<b>0,1</b>	<b>1,0</b>	<b>*)</b>	<b>0,2</b>	Animal or vegetable fats and oils	15
<b>2,4</b>	<b>0,2</b>	<b>3,3</b>	<b>*)</b>	<b>2,0</b>	<b>18,2</b>	<b>Prepared foodstuffs, beverages and tobacco</b>	<b>IV</b>
*)	*)	0,6	*)	-	0,9	Preparation of meat and fish	16
*)	*)	0,3	*)	0,1	0,8	Sugar and confectionery	17
0,5	*)	0,1	-	-	1,0	Cocoa and cocoa preparations	18
0,3	*)	0,5	*)	*)	2,6	Preparations of cereals, flour, starch, milk; pastry products	19
0,3	*)	0,2	-	*)	3,9	Preparations of vegetables, fruit	20
1,3	0,1	1,0	*)	0,1	2,5	Miscellaneous edible preparations	21
*)	-	0,5	-	0,3	0,5	Alcoholic and non-alcoholic beverages; vinegar	22
*)	*)	0,2	-	0,6	5,9	Residues and waste from the food industry	23
-	-	*)	-	1,0	*)	Tobacco and manufactured tobacco substitutes	24
<b>0,4</b>	<b>0,5</b>	<b>0,3</b>	<b>*)</b>	<b>5,6</b>	<b>15,9</b>	<b>Mineral products</b>	<b>V</b>
0,3	*)	0,1	*)	1,1	0,2	Salt; sulphur, stone; plaster; lime and cement	25
-	-	-	-	3,1	-	Ores, slag and ash	26
0,1	0,5	0,1	*)	1,4	15,7	Mineral fuels and oils	27

\*) Values under 0.05.

20. IMPORTURILE CIF DIN ȚĂRILE UNIUNII EUROPENE PE SECȚIUNI ȘI CAPITOLE DIN NOMENCLATORUL COMBINAT (N.C.) ÎN PERIOADA 1.I-28.II 2007

milioane euro - continuare -

COD N.C.		Total	Austria	Belgia	Bulgaria	R. Cehă	Cipru	Danemarca	Estonia
		Total	Austria	Belgium	Bulgaria	Czech Rep.	Cyprus	Denmark	Estonia
<b>VI</b>	<b>Produse ale industriei chimice</b>	<b>395,3</b>	<b>27,4</b>	<b>26,1</b>	<b>5,4</b>	<b>14,0</b>	<b>3,1</b>	<b>5,5</b>	<b>*)</b>
28	Produse chimice anorganice	15,8	1,0	0,3	1,5	1,1	-	0,1	-
29	Produse chimice organice	37,3	3,1	1,1	1,1	0,5	0,9	0,3	*)
30	Produse farmaceutice	143,5	8,5	13,0	*)	6,3	2,0	4,1	-
31	Îngrășăminte	4,8	1,1	0,1	*)	*)	-	-	-
32	Extracte tanante sau colorante; tanini și derivații lor; coloranți, pigmenți și alte materii colorante; culori și vopsele; chit și masticuri; cerneluri	39,5	2,6	2,8	0,5	0,4	0,1	0,1	-
33	Uleiuri esențiale și rezinoide; produse de parfumerie sau preparate de toaletă și cosmetice	49,0	2,3	0,6	0,3	0,3	*)	*)	-
34	Săpunuri; preparate pentru spălat și lubrifiante, ceară dentară, paste de modelat	33,0	2,4	1,0	1,0	4,2	-	*)	-
35	Substanțe albuminoide; amidon modificat; cleiuri; enzime	10,8	0,4	1,6	0,1	0,1	-	0,4	-
36	Pulberi și explozivi; articole de pirotehnie; chibrituri; aliaje piroforice; materiale inflamabile	2,1	0,3	-	*)	0,5	-	-	-
37	Produse fotografice sau cinematografice	5,7	0,7	*)	0,4	0,2	-	*)	-
38	Produse diverse ale industriei chimice	53,9	5,0	5,8	0,6	0,4	*)	0,6	*)
<b>VII</b>	<b>Materiale plastice, cauciuc și articole din acestea</b>	<b>359,3</b>	<b>43,0</b>	<b>13,6</b>	<b>6,6</b>	<b>13,0</b>	<b>*)</b>	<b>1,0</b>	<b>0,2</b>
39	Materiale plastice și articole din materiale plastice	250,2	15,0	10,2	5,7	6,3	*)	0,9	0,2
40	Cauciuc și articole din cauciuc	109,2	28,0	3,4	0,8	6,7	*)	*)	*)
<b>VIII</b>	<b>Piei crude, piei tăbăcite, blănuri și produse din acestea</b>	<b>102,8</b>	<b>5,1</b>	<b>1,0</b>	<b>0,1</b>	<b>0,3</b>	<b>*)</b>	<b>*)</b>	<b>-</b>
41	Piei brute și piei tăbăcite	91,5	2,9	0,5	*)	*)	-	*)	-
42	Obiecte din piele	10,8	2,3	0,5	0,1	0,3	*)	*)	-
43	Blănuri și articole din blană; blănuri artificiale	0,4	*)	*)	-	-	-	*)	-
<b>IX</b>	<b>Produse din lemn, exclusiv mobilier</b>	<b>60,6</b>	<b>9,3</b>	<b>0,5</b>	<b>2,3</b>	<b>2,5</b>	<b>-</b>	<b>0,2</b>	<b>0,1</b>
44	Lemn, cărbune de lemn și articole din lemn	59,8	9,3	0,5	2,3	2,5	-	0,2	0,1
45	Plută și articole din plută	0,7	*)	-	*)	-	-	-	-
46	Produse din împletituri de fibre vegetale sau de nuiele	0,1	*)	-	-	*)	-	*)	-
<b>X</b>	<b>Pastă de lemn, hârtie, carton și articole din acestea</b>	<b>112,0</b>	<b>11,9</b>	<b>1,3</b>	<b>1,6</b>	<b>3,6</b>	<b>0,9</b>	<b>0,1</b>	<b>*)</b>
47	Pastă din lemn; deșeuri de hârtie	3,2	1,1	*)	0,6	0,1	-	-	-
48	Hârtie și carton; articole din hârtie și carton	95,8	9,7	1,0	0,8	3,2	0,9	*)	*)
49	Cărți, ziare și alte produse imprimate	12,9	1,1	0,2	0,1	0,4	*)	*)	-

\*) Valori sub 0,05.

20. IMPORTS CIF FROM THE EUROPEAN UNION'S COUNTRIES, BY SECTIONS AND CHAPTERS FROM COMBINED NOMENCLATURE (C.N.) IN THE PERIOD 1.I-28.II 2007

million euro - continued -

		Franta	Finlanda	Germania	Grecia	Irlanda	Italia	Letonia		CODE C.N.
		France	Finland	Germany	Greece	Ireland	Italy	Latvia		
		<b>48,4</b>	<b>0,4</b>	<b>74,4</b>	<b>7,7</b>	<b>13,4</b>	<b>29,0</b>	<b>*)</b>	Chemical products	VI
		0,4	0,1	2,1	0,3	*)	1,6	-	Inorganic chemicals	28
		4,8	-	8,0	0,9	0,3	2,0	-	Organic chemicals	29
		23,2	*)	24,5	0,9	0,9	4,8	-	Pharmaceutical products	30
		0,1	-	0,4	0,1	-	0,8	*)	Fertilizers	31
									Tanning or dyestuff extracts; tannins and their derivatives; dyes, pigments and other dyestuff; paints and varnishes; putty and mastics; inks	32
		4,4	0,2	9,2	1,9	*)	6,6	*)	Essential oils and resinoids; perfumery, cosmetic or toilet preparations	33
		5,3	-	8,5	1,1	6,5	1,8	-	Soap; washing and lubricating preparations, dental wax, modelling pastes	34
		1,7	-	4,7	0,8	-	3,8	*)	Albuminoidal substances; modified starch; glues; enzymes	35
		1,0	*)	1,9	0,3	0,1	2,5	*)	Explosives; pyrotechnic products; matches; pyrophoric alloys; certain combustible preparations	36
		*)	-	0,2	-	-	*)	-	Photographic or cinematographic goods	37
		0,8	-	1,5	*)	*)	0,1	-	Miscellaneous chemical products	38
		6,7	0,1	13,4	1,5	5,6	4,9	*)		
		<b>26,3</b>	<b>0,6</b>	<b>90,6</b>	<b>11,6</b>	<b>0,2</b>	<b>53,7</b>	<b>*)</b>	Plastics, rubber and articles thereof	VII
		17,0	0,6	67,3	11,1	0,2	45,5	*)	Plastics and articles thereof	39
		9,3	*)	23,3	0,5	*)	8,1	*)	Rubber and articles thereof	40
		<b>1,1</b>	<b>*)</b>	<b>9,4</b>	<b>0,1</b>	<b>*)</b>	<b>74,7</b>	<b>-</b>	Raw hides and skins, leather, furskins and articles thereof	VIII
		0,6	-	7,9	0,1	-	70,4	-	Raw hides and skins and leather	41
		0,6	*)	1,4	0,1	*)	4,1	-	Leather goods	42
		*)	-	0,2	-	-	0,3	-	Furskins and artificial fur; manufactures thereof	43
		<b>2,9</b>	<b>0,1</b>	<b>12,6</b>	<b>0,1</b>	<b>*)</b>	<b>5,3</b>	<b>*)</b>	Wood and articles of wood, excluding furniture	IX
		2,9	0,1	12,5	0,1	*)	5,2	*)	Wood, charcoal and articles of wood	44
		*)	-	0,1	-	-	*)	-	Cork and articles of cork	45
		*)	-	*)	*)	-	*)	-	Manufactures of straw, of esparto or of other plaiting materials, basketware and wickerwork	46
		<b>5,2</b>	<b>4,2</b>	<b>25,5</b>	<b>2,4</b>	<b>0,2</b>	<b>17,1</b>	<b>*)</b>	Pulp of wood, paper, paperboard and articles thereof	X
		*)	0,3	0,7	-	-	0,1	-	Pulp of wood; waste of paper	47
		4,0	3,6	21,4	2,1	*)	14,4	*)	Paper and paperboard; articles of paper and paperboard	48
		1,2	0,3	3,4	0,3	0,1	2,5	-	Printed books, newspapers and other products of the printing industry	49

\*) Values under 0.05

20. IMPORTURILE CIF DIN ȚĂRILE UNIUNII EUROPENE PE SECȚIUNI ȘI CAPITOLE DIN NOMENCLATORUL COMBINAT (N.C.) ÎN PERIOADA 1.I-28.II 2007

milioane euro - continuare -

COD N.C.		Lituania Lithuania	Luxemburg Luxembourg	Malta Malta	Olanda Netherlands	Polonia Poland	Portugalia Portugal
<b>VI</b>	<b>Produse ale industriei chimice</b>	<b>0,8</b>	<b>*)</b>	<b>-</b>	<b>28,7</b>	<b>18,6</b>	<b>0,1</b>
28	Produse chimice anorganice	0,4	-	-	0,8	1,2	-
29	Produse chimice organice	-	*)	-	4,9	1,8	-
30	Produse farmaceutice	*)	-	-	10,2	1,7	*)
31	Îngrășăminte	0,4	-	-	0,2	*)	-
32	Extracte tanante sau colorante; tanini și derivații lor; coloranți, pigmenți și alte materii colorante; culori și vopsele; chit și masticuri; cerneluri	-	*)	-	1,5	1,0	*)
33	Uleiuri esențiale și rezinoide; produse de parfumerie sau preparate de toaletă și cosmetice	-	*)	-	5,7	7,7	*)
34	Săpunuri; preparate pentru spălat și lubrifiante, ceară dentară, paste de modelat	-	*)	-	1,9	4,6	*)
35	Substanțe albuminoide; amidon modificat; cleiuri; enzime	-	-	-	0,9	0,1	0,1
36	Pulberi și explozivii; articole de pirotehnie; chibrituri; aliaje piroforice; materiale inflamabile	*)	-	-	0,2	0,1	-
37	Produse fotografice sau cinematografice	-	-	-	0,6	*)	-
38	Produse diverse ale industriei chimice	*)	-	-	1,9	0,4	*)
<b>VII</b>	<b>Materiale plastice, cauciuc și articole din acestea</b>	<b>*)</b>	<b>0,4</b>	<b>*)</b>	<b>14,3</b>	<b>18,0</b>	<b>1,6</b>
39	Materiale plastice și articole din materiale plastice	*)	0,2	-	11,4	10,7	0,7
40	Cauciuc și articole din cauciuc	*)	0,2	*)	2,9	7,3	1,0
<b>VIII</b>	<b>Piei crude, piei tăbăcite, blănuri și produse din acestea</b>	<b>-</b>	<b>-</b>	<b>*)</b>	<b>3,4</b>	<b>0,7</b>	<b>0,2</b>
41	Piei brute și piei tăbăcite	-	-	-	3,1	0,3	0,1
42	Obiecte din piele	-	-	*)	0,3	0,4	*)
43	Blănuri și articole din blană; blănuri artificiale	-	-	-	*)	*)	-
<b>IX</b>	<b>Produse din lemn, exclusiv mobilier</b>	<b>*)</b>	<b>*)</b>	<b>-</b>	<b>0,3</b>	<b>9,7</b>	<b>0,4</b>
44	Lemn, cărbune de lemn și articole din lemn	*)	*)	-	0,2	9,7	-
45	Plută și articole din plută	-	-	-	*)	*)	0,4
46	Produse din împletituri de fibre vegetale sau de nuiele	-	-	-	*)	*)	-
<b>X</b>	<b>Pastă de lemn, hârtie, carton și articole din acestea</b>	<b>*)</b>	<b>0,1</b>	<b>-</b>	<b>2,1</b>	<b>9,9</b>	<b>0,1</b>
47	Pastă din lemn ; deșeuri de hârtie	-	-	-	-	*)	-
48	Hârtie și carton; articole din hârtie și carton	*)	0,1	-	1,7	9,1	0,1
49	Cărți, ziare și alte produse imprimate	-	*)	-	0,4	0,8	*)

\*) Valori sub 0,05.

20. IMPORTS CIF FROM THE EUROPEAN UNION'S COUNTRIES, BY SECTIONS AND CHAPTERS FROM COMBINED NOMENCLATURE (C.N.) IN THE PERIOD 1.I-28.II 2007

million euro - continued -

Slovacia Slovakia	Slovenia Slovenia	Spania Spain	Suedia Sweden	Regatul Unit United Kingdom	Ungaria Hungary		CODE C.N.
<b>4,7</b>	<b>15,4</b>	<b>9,8</b>	<b>1,8</b>	<b>25,2</b>	<b>35,2</b>	<b>Chemical products</b>	<b>VI</b>
0,3	0,2	0,4	0,1	0,6	3,2	Inorganic chemicals	28
1,4	0,6	1,8	0,1	0,7	3,1	Organic chemicals	29
1,3	11,8	2,2	0,1	13,1	14,8	Pharmaceutical products	30
*)	-	0,1	*)	-	1,5	Fertilizers	31
*)	0,4	1,2	1,0	3,4	2,2	Tanning or dyestuff extracts; tannins and their derivatives; dyes, pigments and other dyestuff; paints and varnishes; putty and mastics; inks	32
0,1	1,5	1,5	*)	3,9	2,1	Essential oils and resinoids; perfumery, cosmetic or toilet preparations	33
0,6	0,5	0,7	0,1	0,7	4,3	Soap; washing and lubricating preparations, dental wax, modelling pastes	34
0,6	*)	0,1	*)	0,1	0,5	Albuminoidal substances; modified starch; glues; enzymes	35
*)	-	0,6	*)	*)	*)	Explosives; pyrotechnic products; matches; pyrophoric alloys; certain combustible preparations	36
0,2	-	0,5	-	0,4	0,2	Photographic or cinematographic goods	37
0,1	0,4	0,9	0,2	2,3	3,2	Miscellaneous chemical products	38
<b>5,2</b>	<b>3,0</b>	<b>5,3</b>	<b>2,0</b>	<b>7,8</b>	<b>41,4</b>	<b>Plastics, rubber and articles thereof</b>	<b>VII</b>
2,8	2,4	3,8	1,9	6,4	29,8	Plastics and articles thereof	39
2,3	0,6	1,5	0,1	1,4	11,7	Rubber and articles thereof	40
<b>0,5</b>	<b>0,1</b>	<b>1,9</b>	<b>0,1</b>	<b>0,9</b>	<b>3,1</b>	<b>Raw hides and skins, leather, furskins and articles thereof</b>	<b>VIII</b>
0,5	0,1	1,7	*)	0,6	2,7	Raw hides and skins and leather	41
*)	*)	0,2	0,1	0,3	0,4	Leather goods	42
-	-	*)	-	*)	*)	Furskins and artificial fur; manufactures thereof	43
<b>1,4</b>	<b>0,9</b>	<b>0,9</b>	<b>0,1</b>	<b>0,3</b>	<b>10,6</b>	<b>Wood and articles of wood, excluding furniture</b>	<b>IX</b>
1,4	0,9	0,9	0,1	0,3	10,5	Wood, charcoal and articles of wood	44
-	-	*)	-	-	0,1	Cork and articles of cork	45
-	-	*)	-	*)	*)	Manufactures of straw, of esparto or of other plaiting materials, basketware and wickerwork	46
<b>5,2</b>	<b>2,7</b>	<b>2,2</b>	<b>3,2</b>	<b>2,6</b>	<b>10,0</b>	<b>Pulp of wood, paper, paperboard and articles thereof</b>	<b>X</b>
0,2	-	-	0,1	-	*)	Pulp of wood; waste of paper	47
4,9	2,7	2,2	3,0	1,8	9,1	Paper and paperboard; articles of paper and paperboard	48
0,2	*)	0,1	0,1	0,8	0,8	Printed books, newspapers and other products of the printing industry	49

\*) Values under 0.05.



20. IMPORTURILE CIF DIN ȚĂRILE UNIUNII EUROPENE PE SECȚIUNI ȘI CAPITOLE DIN NOMENCLATORUL COMBINAT (N.C.) ÎN PERIOADA 1.I-28.II 2007

milioane euro - continuare -

COD N.C.		Total	Austria	Belgia	Bulgaria	R. Cehă	Cipru	Danemarca	Estonia
		Total	Austria	Belgium	Bulgaria	Czech Rep.	Cyprus	Denmark	Estonia
<b>XI</b>	<b>Materiale textile și articole din acestea</b>	<b>456,5</b>	<b>10,1</b>	<b>16,0</b>	<b>7,3</b>	<b>5,0</b>	<b>*)</b>	<b>0,5</b>	<b>*)</b>
50	Mătase	12,3	*)	*)	-	-	-	-	-
51	Lână, păr fin sau grosier de animale; fire și țesături din păr de cal	38,5	0,1	0,3	0,4	0,5	-	-	-
52	Bumbac	89,1	0,4	3,3	0,5	0,3	-	*)	-
53	Alte fibre textile vegetale; fire de hârtie și țesături din fire de hârtie	12,4	0,1	0,4	0,1	*)	-	-	-
54	Filamente sintetice sau artificiale	58,2	0,9	1,5	0,7	0,3	-	*)	-
55	Fibre sintetice sau artificiale discontinue	50,7	0,8	1,8	1,0	0,6	-	*)	-
56	Vată, păsă, fire speciale; sfoară, cordoane, frânghii, articole din acestea	16,4	0,8	0,3	*)	0,3	-	*)	*)
57	Covoare și alte acoperitoare de podea din materiale textile	5,6	*)	2,2	*)	*)	-	*)	-
58	Țesături speciale; țesături buclate; dantele, tapiserie; pasmanterie, broderii	25,9	1,2	0,6	*)	*)	*)	*)	-
59	Țesături impregnate, cauciucate, acoperite la suprafață sau stratificate; articole tehnice din materiale textile	30,6	0,9	4,1	-	0,8	-	*)	-
60	Țesături croșetate sau tricotate	22,8	0,6	0,5	0,1	-	-	*)	-
61	Articole și accesorii de îmbrăcăminte, tricotate sau croșetate	34,7	3,1	0,7	2,8	0,8	*)	0,1	*)
62	Articole și accesorii de îmbrăcăminte, altele decât tricotate sau croșetate	42,6	0,9	0,2	1,6	1,1	-	0,1	*)
63	Alte articole textile confecționate	16,7	0,4	0,2	0,2	0,3	-	0,1	-
<b>XII</b>	<b>Încălțăminte, pălării, umbrele și articole similare</b>	<b>64,2</b>	<b>2,9</b>	<b>0,7</b>	<b>0,2</b>	<b>0,4</b>	<b>*)</b>	<b>0,1</b>	<b>-</b>
64	Încălțăminte și părți ale acesteia	59,2	2,8	0,7	0,2	0,3	-	0,1	-
65	Obiecte de acoperit capul și părți ale acestora	1,6	0,1	0,1	*)	0,1	-	*)	-
66	Umbrele de ploaie, umbrele de soare, bastoane, bastoane-scaun, bice, cravașe și părți ale acestora	3,2	0,1	*)	*)	*)	*)	*)	-
67	Pene și puf prelucrate și articole din pene sau din puf; flori artificiale; articole din păr uman	0,2	*)	-	-	*)	-	*)	-
<b>XIII</b>	<b>Articole din piatră, ipsos, ciment, ceramică, sticlă și din materiale similare</b>	<b>88,0</b>	<b>3,9</b>	<b>2,9</b>	<b>2,9</b>	<b>5,7</b>	<b>*)</b>	<b>0,3</b>	<b>*)</b>
68	Articole din piatră, ipsos, ciment, azbest, mică și materiale similare	26,9	1,8	0,9	0,3	1,5	*)	0,1	-
69	Produse ceramice	31,5	1,1	0,1	1,1	0,7	-	0,1	-
70	Sticlă și articole din sticlă	29,6	1,0	1,9	1,5	3,5	*)	*)	*)

\*) Valori sub 0,05.

20. IMPORTS CIF FROM THE EUROPEAN UNION'S COUNTRIES, BY SECTIONS AND CHAPTERS FROM COMBINED NOMENCLATURE (C.N.) IN THE PERIOD 1.I-28.II 2007

million euro - continued -

		Franța	Finlanda	Germania	Grecia	Irlanda	Italia	Letonia		CODE C.N.
		France	Finland	Germany	Greece	Ireland	Italy	Latvia		
	<b>Textiles and textile articles</b>	<b>44,5</b>	<b>*)</b>	<b>101,5</b>	<b>7,8</b>	<b>0,7</b>	<b>188,9</b>	<b>0,2</b>		<b>XI</b>
	Silk	0,4	-	0,3	*)	*)	10,9	-		50
	Wool, fine or coarse animal hair; horsehair yarn and woven fabric	1,7	-	12,2	0,1	*)	18,2	-		51
	Cotton	5,3	-	23,2	1,2	*)	43,5	0,2		52
	Other vegetable textile fibres; paper yarn and woven fabric of paper yarn	1,2	-	4,2	0,2	-	4,3	-		53
	Man-made filaments	4,7	-	13,3	0,3	*)	22,7	-		54
	Man-made staple fibres	4,7	-	14,0	0,5	0,4	14,7	-		55
	Wadding, felt, special yarns; twine cords, ropes, articles thereof	0,9	-	4,4	0,6	*)	6,7	-		56
	Carpets and other textile floor coverings	1,2	-	0,6	0,1	-	0,1	-		57
	Special woven fabrics; tufted textile fabrics; lace, tapestries; trimmings, embroidery	5,1	*)	4,3	0,4	*)	10,6	-		58
	Impregnated, coated, covered or laminated textile fabrics; technical articles of textiles	2,6	-	6,3	*)	*)	9,2	-		59
	Knitted or crocheted fabrics	4,9	-	2,9	0,8	0,2	9,6	-		60
	Knitted or crocheted clothing and accessories	4,5	*)	3,5	2,6	*)	13,8	-		61
	Not knitted or crocheted clothing and accessories	4,1	*)	3,6	1,0	*)	23,3	-		62
	Other ready-made textile articles	3,2	*)	8,6	0,1	*)	1,4	-		63
	<b>Footwear, headgear, umbrellas and similar articles</b>	<b>1,9</b>	<b>*)</b>	<b>5,3</b>	<b>0,3</b>	<b>*)</b>	<b>43,6</b>	<b>*)</b>		<b>XII</b>
	Footwear and parts thereof	1,7	*)	5,1	0,3	*)	42,7	*)		64
	Headgear and parts thereof	0,1	*)	0,2	*)	*)	0,9	-		65
	Umbrellas, sun umbrellas, walking sticks, seat-sticks, whips, riding crops and parts thereof	0,1	*)	*)	*)	-	0,1	-		66
	Prepared feathers and down and articles made of feathers or of down; artificial hair flowers; articles of human hair	*)	-	*)	*)	-	*)	-		67
	<b>Articles of stone, plaster, cement, ceramic, glass and similar materials</b>	<b>4,1</b>	<b>0,1</b>	<b>10,6</b>	<b>0,8</b>	<b>*)</b>	<b>11,8</b>	<b>*)</b>		<b>XIII</b>
	Articles of stone, plaster, cement, asbestos, mica and similar materials	1,8	0,1	3,9	0,4	-	3,8	-		68
	Ceramic products	0,2	-	2,8	0,2	*)	5,6	-		69
	Glass and glassware	2,1	*)	3,9	0,2	-	2,5	*)		70

\*) Values under 0.05.

20. IMPORTURILE CIF DIN ȚĂRILE UNIUNII EUROPENE PE SECȚIUNI ȘI CAPITOLE DIN NOMENCLATORUL COMBINAT (N.C.) ÎN PERIOADA 1.I-28.II 2007

milioane euro - continuare -

COD N.C.		Lituania	Luxemburg	Malta	Olanda	Polonia	Portugalia
		Lithuania	Luxembourg	Malta	Netherlands	Poland	Portugal
<b>XI</b>	<b>Materiale textile și articole din acestea</b>	<b>0,1</b>	<b>0,1</b>	<b>*)</b>	<b>4,5</b>	<b>4,1</b>	<b>3,3</b>
50	Mătase	-	-	-	*)	-	-
51	Lână, păr fin sau grosier de animale; fire și țesături din păr de cal	*)	-	-	0,2	-	*)
52	Bumbac	0,1	-	-	0,9	0,5	0,6
53	Alte fibre textile vegetale; fire de hârtie și țesături din fire de hârtie	-	-	-	*)	0,1	-
54	Filamente sintetice sau artificiale	*)	-	*)	0,7	0,3	0,1
55	Fibre sintetice sau artificiale discontinue	*)	-	-	0,3	0,5	0,8
56	Vată, păsă, fire speciale; sfoară, cordoane, frânghii, articole din acestea	-	0,1	-	0,1	0,5	0,1
57	Covoare și alte acoperitoare de podea din materiale textile	-	-	-	0,6	0,1	*)
58	Țesături speciale; țesături buclate; dantele, tapiserie; pasmanterie, broderii	-	*)	-	0,5	0,2	0,1
59	Țesături impregnate, cauciucate, acoperite la suprafață sau stratificate; articole tehnice din materiale textile	-	*)	-	0,2	0,2	0,8
60	Țesături croșetate sau tricotate	-	-	-	0,2	*)	0,2
61	Articole și accesorii de îmbrăcăminte, tricotate sau croșetate	-	-	-	0,3	0,4	0,5
62	Articole și accesorii de îmbrăcăminte, altele decât tricotate sau croșetate	*)	*)	-	0,4	0,5	0,1
63	Alte articole textile confecționate	*)	*)	-	0,2	0,6	*)
<b>XII</b>	<b>Încălțăminte, pălării, umbrele și articole similare</b>	<b>-</b>	<b>-</b>	<b>-</b>	<b>0,7</b>	<b>2,8</b>	<b>0,3</b>
64	Încălțăminte și părți ale acesteia	-	-	-	0,6	0,2	0,3
65	Obiecte de acoperit capul și părți ale acestora	-	-	-	0,1	*)	*)
66	Umbrele de ploaie, umbrele de soare, bastoane, bastoane-scaun, bice, cravașe și părți ale acestora	-	-	-	*)	2,6	-
67	Pene și puf prelucrate și articole din pene sau din puf; flori artificiale; articole din păr uman	-	-	-	*)	*)	-
<b>XIII</b>	<b>Articole din piatră, ipsos, ciment, ceramică, sticlă și din materiale similare</b>	<b>*)</b>	<b>0,2</b>	<b>-</b>	<b>0,8</b>	<b>12,1</b>	<b>0,2</b>
68	Articole din piatră, ipsos, ciment, azbest, mică și materiale similare	*)	*)	-	0,2	6,9	*)
69	Produse ceramice	-	-	-	0,1	1,3	0,2
70	Sticlă și articole din sticlă	-	0,2	-	0,5	3,9	-

\*) Valori sub 0,05.

20. IMPORTS CIF FROM THE EUROPEAN UNION'S COUNTRIES, BY SECTIONS AND CHAPTERS FROM COMBINED NOMENCLATURE (C.N.) IN THE PERIOD 1.I-28.II 2007

million euro - continued -

Slovacia	Slovenia	Spania	Suedia	Regatul	Ungaria		CODE C.N.
				Unit			
Slovakia	Slovenia	Spain	Sweden	United Kingdom	Hungary		
						Textiles and textile articles	XI
<b>1,6</b>	<b>1,3</b>	<b>9,5</b>	<b>1,4</b>	<b>33,3</b>	<b>14,9</b>		
-	*)	*)	-	0,4	0,2	Silk	50
						Wool, fine or coarse animal hair; horsehair yarn and woven fabric	51
0,7	-	0,3	*)	2,4	1,5		
0,1	0,4	1,7	0,1	4,2	2,9	Cotton	52
						Other vegetable textile fibres; paper yarn and woven fabric of paper yarn	53
-	*)	0,1	*)	1,2	0,4		
0,4	0,1	0,9	*)	9,7	1,7	Man-made filaments	54
						Man-made staple fibres	55
0,1	0,3	0,8	0,6	8,2	0,5		
						Wadding, felt, special yarns; twine cords, ropes, articles thereof	56
0,1	0,1	0,2	*)	0,5	0,6		
						Carpets and other textile floor coverings	57
*)	*)	*)	*)	0,1	0,6		
						Special woven fabrics; tufted textile fabrics; lace, tapestries; trimmings, embroidery	58
*)	*)	0,5	0,1	1,5	0,9		
						Impregnated, coated, covered or laminated textile fabrics; technical articles of textiles	59
0,1	0,2	1,1	0,4	1,6	2,1		
0,1	*)	0,6	*)	1,2	0,7	Knitted or crocheted fabrics	60
						Knitted or crocheted clothing and accessories	61
*)	*)	0,7	0,1	0,3	0,7		
0,1	*)	2,0	*)	1,7	1,8	Not knitted or crocheted clothing and accessories	62
0,1	*)	0,5	*)	0,3	0,4	Other ready-made textile articles	63
<b>0,4</b>	<b>0,4</b>	<b>1,4</b>	<b>*)</b>	<b>0,4</b>	<b>2,5</b>	Footwear, headgear, umbrellas and similar articles	XII
0,4	0,4	1,4	*)	*)	2,3	Footwear and parts thereof	64
*)	-	*)	*)	*)	0,1	Headgear and parts thereof	65
						Umbrellas, sun umbrellas, walking sticks, seat-sticks, whips, riding crops and parts thereof	66
*)	-	*)	*)	0,3	*)		
						Prepared feathers and down and articles made of feathers or of down; artificial hair flowers; articles of human hair	67
-	-	-	-	-	0,1		
<b>1,6</b>	<b>0,6</b>	<b>12,9</b>	<b>0,1</b>	<b>0,7</b>	<b>15,6</b>	Articles of stone, plaster, cement, ceramic, glass and similar materials	XIII
0,6	0,1	0,2	*)	0,2	4,0	Articles of stone, plaster, cement, asbestos, mica and similar materials	68
0,6	0,1	12,1	*)	0,3	4,8	Ceramic products	69
0,4	0,4	0,6	0,1	0,2	6,9	Glass and glassware	70

\*) Values under 0.05.

20. IMPORTURILE CIF DIN ȚĂRILE UNIUNII EUROPENE PE SECȚIUNI ȘI CAPITOLE DIN NOMENCLATORUL COMBINAT (N.C.) ÎN PERIOADA 1.I-28.II 2007

milioane euro - continuare -

COD N.C.		Total	Austria	Belgia	Bulgaria	R. Cehă	Cipru	Danemarca	Estonia
		Total	Austria	Belgium	Bulgaria	Czech Rep.	Cyprus	Denmark	Estonia
<b>XV</b>	<b>Metale comune și articole din acestea</b>	<b>539,8</b>	<b>30,6</b>	<b>9,8</b>	<b>15,7</b>	<b>22,4</b>	<b>0,2</b>	<b>1,0</b>	<b>*)</b>
72	Fontă, fier și oțel	181,1	7,7	3,8	6,7	13,1	-	*)	-
73	Produse din fontă, fier și oțel	174,3	12,8	2,6	4,6	7,4	0,1	0,4	*)
74	Cupru și articole din cupru	44,5	1,2	0,9	1,7	*)	-	*)	-
75	Nichel și articole din nichel	5,2	*)	*)	-	*)	-	-	-
76	Aluminiu și articole din aluminiu	58,0	3,2	0,8	1,7	1,0	0,1	0,6	-
78	Plumb și articole din plumb	0,2	*)	-	-	-	-	-	-
79	Zinc și articole din zinc	4,3	0,3	0,8	0,3	*)	-	-	-
80	Cositor și articole din cositor	0,9	*)	*)	-	-	-	-	-
81	Alte metale comune; cermeturi	2,1	0,3	*)	-	*)	*)	-	-
82	Unelte și scule, tacâmuri din metale comune	25,5	2,1	0,7	*)	0,5	*)	0,1	-
83	Articole diverse din metale comune	43,6	3,0	0,2	0,6	0,4	*)	*)	-
<b>XVI</b>	<b>Mașini și aparate; echipamente electrice; aparate de înregistrat sau de reprodus sunetul și imaginile</b>	<b>1524,5</b>	<b>143,9</b>	<b>23,9</b>	<b>6,2</b>	<b>37,1</b>	<b>0,7</b>	<b>9,9</b>	<b>0,2</b>
84	Cazane, turbine, motoare, aparate și dispozitive mecanice, părți ale acestora	819,7	68,1	14,8	3,8	18,5	0,7	8,3	*)
85	Mașini, aparate și echipamente electrice; aparate de înregistrat sau de reprodus sunetul și imagini de televiziune	704,8	75,7	9,1	2,4	18,6	0,1	1,7	0,2
<b>XVII</b>	<b>Mijloace și materiale de transport</b>	<b>741,8</b>	<b>24,0</b>	<b>12,7</b>	<b>2,1</b>	<b>58,3</b>	<b>18,8</b>	<b>0,6</b>	<b>-</b>
86	Vehicule și echipamente pentru căile ferate și de comunicații	27,1	1,4	*)	0,5	4,3	*)	-	-
87	Automobile, tractoare și alte vehicule terestre	665,1	22,6	12,6	1,6	54,0	18,8	0,4	-
88	Aeronave, nave spațiale	48,1	*)	*)	-	*)	-	0,2	-
89	Vapoare, nave și structuri plutitoare	1,6	*)	0,1	-	-	*)	*)	-
<b>XVIII</b>	<b>Instrumente și aparate optice, fotografice, cinematografice, medico-chirurgicale și similare; ceasuri; instrumente muzicale; părți și accesorii ale acestora</b>	<b>88,7</b>	<b>5,9</b>	<b>2,4</b>	<b>0,6</b>	<b>0,6</b>	<b>0,1</b>	<b>1,5</b>	<b>*)</b>
90	Instrumente și aparate optice, fotografice, cinematografice, medico-chirurgicale și similare	85,4	5,8	2,4	0,6	0,6	0,1	1,5	*)
91	Ceasornicărie	2,4	0,1	*)	*)	*)	-	*)	-
92	Instrumente muzicale; părți și accesorii ale acestora	0,9	*)	*)	-	*)	-	-	-
<b>XX</b>	<b>Mărfuri și produse diverse</b>	<b>91,5</b>	<b>5,9</b>	<b>1,9</b>	<b>1,0</b>	<b>3,8</b>	<b>0,1</b>	<b>0,5</b>	<b>0,2</b>
94	Mobila; aparate de iluminat și alte articole similare; construcții prefabricate	60,3	4,3	1,5	0,6	2,9	0,1	0,4	0,2
95	Jucării, jocuri, articole pentru divertisment sau pentru sport	11,2	0,7	0,1	0,2	0,6	-	0,1	-
96	Articole diverse	20,0	0,8	0,4	0,2	0,2	*)	*)	-
<b>XXII</b>	<b>Bunuri necuprinse în alte secțiuni din Nomenclatorul Combinat</b>	<b>9,8</b>	<b>0,1</b>	<b>2,0</b>	<b>-</b>	<b>0,2</b>	<b>*)</b>	<b>*)</b>	<b>-</b>

\*) Valori sub 0,05.

20. IMPORTS CIF FROM THE EUROPEAN UNION'S COUNTRIES, BY SECTIONS AND CHAPTERS FROM COMBINED NOMENCLATURE (C.N.) IN THE PERIOD 1.I-28.II 2007

million euro - continued -

	Franța	Finlanda	Germania	Grecia	Irlanda	Italia	Letonia	CODE C.N.	
	France	Finland	Germany	Greece	Ireland	Italy	Latvia		
	<b>37,8</b>	<b>4,2</b>	<b>105,5</b>	<b>22,5</b>	<b>0,1</b>	<b>133,1</b>	<b>*)</b>	Base metals and articles of base metal	XV
	9,9	3,3	23,6	5,0	*)	44,1	-	Pig-iron, iron and steel	72
	17,7	0,8	35,1	5,0	*)	42,9	*)	Products of pig-iron, iron and steel	73
	1,0	-	15,6	3,5	-	9,9	-	Copper and articles thereof	74
	0,1	-	2,9	0,1	-	0,9	-	Nickel and articles thereof	75
	4,4	*)	9,1	7,7	*)	15,5	-	Aluminium and articles thereof	76
	0,1	-	*)	-	-	*)	-	Lead and articles thereof	78
	0,1	*)	0,7	*)	-	0,7	-	Zinc and articles thereof	79
	*)	-	0,3	*)	-	0,3	-	Tin and articles thereof	80
	*)	-	0,9	-	-	0,1	-	Other base metals; cermets	81
	1,7	*)	8,3	0,4	*)	4,3	*)	Tools and implements, cutlery of base metal	82
	2,8	*)	9,0	0,8	*)	14,4	*)	Miscellaneous articles of base metal	83
	<b>143,0</b>	<b>13,4</b>	<b>395,6</b>	<b>18,3</b>	<b>11,5</b>	<b>221,5</b>	<b>0,1</b>	Machinery and mechanical appliances; electrical equipment; sound and image recorders and reproducers	XVI
	91,5	2,5	228,2	8,8	7,0	143,8	0,1	Boilers, turbines, engines, mechanical apparatus and devices, parts thereof	84
	51,5	10,8	167,4	9,5	4,4	77,7	-	Machinery and mechanical appliances and electrical equipment; sound and television image recorders and reproducers	85
	<b>90,4</b>	<b>0,2</b>	<b>260,6</b>	<b>12,4</b>	<b>0,1</b>	<b>54,2</b>	<b>0,1</b>	Vehicles and associated transport equipment	XVII
	0,3	-	10,7	-	-	0,7	-	Railway or tramway locomotives and rolling-stock	86
	88,5	0,2	203,8	12,3	0,1	53,3	0,1	Vehicles, tractors and other ground vehicles	87
	1,5	-	45,6	-	*)	0,1	-	Aircraft, spacecraft	88
	*)	-	0,5	0,1	-	0,2	-	Ships, boats and floating structures	89
	<b>12,4</b>	<b>0,4</b>	<b>29,5</b>	<b>0,3</b>	<b>0,3</b>	<b>14,3</b>	<b>*)</b>	Optical, photographic, cinematographic, medical or surgical instruments and apparatus and similar; clocks and watches; musical instruments; parts and accessories thereof	XVIII
	12,2	0,4	28,2	0,3	0,3	13,6	*)	Optical, photographic, cinematographic, medical or surgical instruments and apparatus and similar	90
	0,1	-	0,8	*)	-	0,4	-	Clocks and watches	91
	*)	-	0,4	-	-	0,3	-	Musical instruments; parts and accessories thereof	92
	<b>7,1</b>	<b>*)</b>	<b>13,2</b>	<b>2,2</b>	<b>0,1</b>	<b>24,0</b>	<b>*)</b>	Miscellaneous manufactured articles	XX
	4,3	*)	6,7	1,8	*)	14,9	*)	Furniture; lighting fittings and other similar articles; prefabricated buildings	94
	1,2	*)	2,1	0,1	*)	1,3	*)	Toys, games, sport or entertainment articles	95
	1,5	-	4,4	0,3	0,1	7,8	*)	Miscellaneous manufactured articles	96
	<b>0,9</b>	<b>-</b>	<b>1,4</b>	<b>0,1</b>	<b>-</b>	<b>4,4</b>	<b>-</b>	Goods non-included in Combined Nomenclature other sections	XXII

\*) Values under 0.05.

20. IMPORTURILE CIF DIN ȚĂRILE UNIUNII EUROPENE PE SECȚIUNI ȘI CAPITOLE DIN NOMENCLATORUL COMBINAT (N.C.) ÎN PERIOADA 1.I-28.II 2007

milioane euro - continuare -

COD N.C.		Lituania Lithuania	Luxemburg Luxembourg	Malta Malta	Olanda Netherlands	Polonia Poland	Portugalia Portugal
<b>XV</b>	<b>Metale comune și articole din acestea</b>	<b>0,1</b>	<b>5,6</b>	<b>*)</b>	<b>17,0</b>	<b>34,7</b>	<b>0,7</b>
72	Fontă, fier și oțel	*)	4,4	-	8,2	10,5	*)
73	Produse din fontă, fier și oțel	*)	1,1	*)	5,2	8,6	0,4
74	Cupru și articole din cupru	-	-	-	0,3	3,1	0,1
75	Nichel și articole din nichel	-	-	-	0,2	*)	-
76	Aluminiu și articole din aluminiu	*)	*)	-	1,3	5,5	0,1
78	Plumb și articole din plumb	-	-	-	*)	0,1	-
79	Zinc și articole din zinc	-	-	-	*)	0,3	*)
80	Cositor și articole din cositor	-	-	-	0,1	*)	-
81	Alte metale comune; cermeturi	-	*)	-	*)	-	-
82	Unelte și scule, tacâmuri din metale comune	*)	*)	-	0,7	3,9	0,1
83	Articole diverse din metale comune	*)	*)	-	0,8	2,7	*)
<b>XVI</b>	<b>Mașini și aparate; echipamente electrice; aparate de înregistrat sau de reprodus sunetul și imaginile</b>	<b>1,4</b>	<b>2,1</b>	<b>0,1</b>	<b>97,3</b>	<b>31,9</b>	<b>9,5</b>
84	Cazane, turbine, motoare, aparate și dispozitive mecanice, părți ale acestora	0,4	1,3	*)	60,1	14,2	4,5
85	Mașini, aparate și echipamente electrice; aparate de înregistrat sau de reprodus sunetul și imagini de televiziune	1,0	0,8	0,1	37,1	17,7	5,0
<b>XVII</b>	<b>Mijloace și materiale de transport</b>	<b>0,6</b>	<b>0,2</b>	<b>*)</b>	<b>34,8</b>	<b>9,4</b>	<b>0,8</b>
86	Vehicule și echipamente pentru căile ferate și de comunicații	-	-	*)	0,1	*)	-
87	Automobile, tractoare și alte vehicule terestre	0,6	0,2	*)	34,5	9,2	0,8
88	Aeronave, nave spațiale	-	-	*)	0,1	-	-
89	Vapoare, nave și structuri plutitoare	-	-	-	0,1	0,2	-
<b>XVIII</b>	<b>Instrumente și aparate optice, fotografice, cinematografice, medico-chirurgicale și similare; ceasuri; instrumente muzicale; părți și accesorii ale acestora</b>	<b>0,2</b>	<b>*)</b>	<b>-</b>	<b>5,7</b>	<b>1,2</b>	<b>0,2</b>
90	Instrumente și aparate optice, fotografice, cinematografice, medico-chirurgicale și similare	0,2	*)	-	5,5	1,1	0,2
91	Ceasornicărie	-	-	-	0,1	0,1	-
92	Instrumente muzicale; părți și accesorii ale acestora	-	-	-	*)	*)	-
<b>XX</b>	<b>Mărfuri și produse diverse</b>	<b>0,2</b>	<b>0,6</b>	<b>*)</b>	<b>2,4</b>	<b>11,8</b>	<b>0,1</b>
94	Mobila; aparate de iluminat și alte articole similare; construcții prefabricate	0,1	0,5	-	0,9	11,1	*)
95	Jucării, jocuri, articole pentru divertisment sau pentru sport	0,2	-	-	0,9	0,3	-
96	Articole diverse	-	*)	*)	0,6	0,4	0,1
<b>XXII</b>	<b>Bunuri necuprinse în alte secțiuni din Nomenclatorul Combinat</b>	<b>-</b>	<b>-</b>	<b>-</b>	<b>*)</b>	<b>0,4</b>	<b>-</b>

\*) Valori sub 0,05.

20. IMPORTS CIF FROM THE EUROPEAN UNION'S COUNTRIES, BY SECTIONS AND CHAPTERS FROM COMBINED NOMENCLATURE (C.N.) IN THE PERIOD 1.I-28.II 2007

million euro - continued -

Slovacia Slovakia	Slovenia Slovenia	Spania Spain	Suedia Sweden	Regatul Unit Kingdom	Ungaria Hungary		CODE C.N.
<b>33,2</b>	<b>4,9</b>	<b>6,6</b>	<b>9,4</b>	<b>11,5</b>	<b>33,1</b>	Base metals and articles of base metal	<b>XV</b>
24,8	2,0	1,4	3,9	1,9	6,9	Pig-iron, iron and steel	72
1,9	1,7	2,9	3,5	6,2	13,4	Products of pig-iron, iron and steel	73
5,1	-	0,7	0,4	*)	1,0	Copper and articles thereof	74
-	-	0,3	*)	0,7	*)	Nickel and articles thereof	75
0,2	0,6	0,7	0,1	0,7	4,5	Aluminium and articles thereof	76
-	*)	-	-	-	*)	Lead and articles thereof	78
0,1	*)	*)	-	1,0	*)	Zinc and articles thereof	79
*)	-	-	-	*)	0,1	Tin and articles thereof	80
*)	-	-	*)	0,1	0,5	Other base metals; cermets	81
*)	0,3	0,4	0,6	0,3	0,9	Tools and implements, cutlery of base metal	82
1,0	0,3	0,3	0,8	0,6	5,8	Miscellaneous articles of base metal	83
<b>18,9</b>	<b>14,6</b>	<b>52,4</b>	<b>56,0</b>	<b>42,1</b>	<b>172,8</b>	Machinery and mechanical appliances; electrical equipment; sound and image recorders and reproducers	<b>XVI</b>
7,1	12,9	37,8	7,3	25,8	52,1	Boilers, turbines, engines, mechanical apparatus and devices, parts thereof	84
11,8	1,8	14,6	48,8	16,3	120,7	Machinery and mechanical appliances and electrical equipment; sound and television image recorders and reproducers	85
<b>23,7</b>	<b>7,0</b>	<b>22,6</b>	<b>26,1</b>	<b>12,7</b>	<b>69,5</b>	Vehicles and associated transport equipment	<b>XVII</b>
0,9	0,2	0,5	4,8	0,7	2,0	Railway or tramway locomotives and rolling-stock	86
22,8	6,8	21,7	21,3	11,5	67,5	Vehicles, tractors and other ground vehicles	87
-	-	-	*)	0,5	-	Aircraft, spacecraft	88
-	-	0,4	*)	-	*)	Ships, boats and floating structures	89
<b>0,5</b>	<b>1,0</b>	<b>0,9</b>	<b>0,9</b>	<b>3,7</b>	<b>6,3</b>	Optical, photographic, cinematographic, medical or surgical instruments and apparatus and similar; clocks and watches; musical instruments; parts and accessories thereof	<b>XVIII</b>
0,5	1,0	0,8	0,9	3,7	5,5	Optical, photographic, cinematographic, medical or surgical instruments and apparatus and similar	90
*)	*)	*)	*)	*)	0,6	Clocks and watches	91
*)	-	*)	*)	*)	0,1	Musical instruments; parts and accessories thereof	92
<b>0,7</b>	<b>0,7</b>	<b>2,3</b>	<b>0,5</b>	<b>2,1</b>	<b>10,0</b>	Miscellaneous manufactured articles	<b>XX</b>
0,6	0,4	1,9	0,4	0,8	5,9	Furniture; lighting fittings and other similar articles; prefabricated buildings	94
*)	0,2	0,1	0,1	0,2	2,8	Toys, games, sport or entertainment articles	95
0,1	0,1	0,4	0,1	1,1	1,3	Miscellaneous manufactured articles	96
*)	-	*)	*)	*)	0,3	Goods non-included in Combined Nomenclature other sections	<b>XXII</b>

\*) Values under 0,05.

**21. EXPORTURILE FOB PE PRINCIPALELE GRUPE DE BUNURI**  
**EXPORTS FOB OF MAIN GROUPS OF GOODS**

COD N.C.		1.I - 28.II 2007 1.I - 28.II 2007		CODE C.N.
		Mii lei	Mii euro	
8544	Fire, cabluri și alți conductori electrici izolați	970373	286369	Wires, cables and other insulated electric conductors
2710	Produse petroliere	864963	254267	Oil products
8708	Părți și accesorii de tractoare, vehicule speciale, autobasculante	749303	220785	Parts and accessories of tractors, special vehicles, tip lorries
7208	Produse laminate plate, din fier sau oțeluri nealiat, cu o lățime de 600 mm sau peste, laminate la cald, neplacate și neacoperite	680915	200239	Unalloyed steel or iron flat rolled-goods, 600 mm or over width, unplated and uncovered hot-rolled goods
6204	Taioare, jachete, rochii, fuste, pantaloni, pentru femei și fete	493883	145771	Women's or girls' suits, jackets, blazers, dresses, skirts, trousers
6403	Încălțăminte cu fețe din piele naturală și cu tălpi din cauciuc, material plastic, piele naturală	470898	138996	Footwear with outer uppers of leather and soles of rubber, plastics, leather
9403	Mobilier (altul decât scaune, somiere, mobilier medical, mobilier pentru saloane de coafură)	408278	120436	Furniture (others than seats, mattresses and medical, surgical, dental or veterinary furniture, furniture for barber's shops or hairdressing salons)
8703	Autoturisme și alte autovehicule pentru transportul persoanelor	370826	109349	Motor cars and motor vehicles principally designed for the transport of persons
6203	Costume, jachete, sacouri, pantaloni, salopete, pentru bărbați sau băieți	362134	106898	Men's or boys' suits, jackets, blazers, trousers, overalls
8901	Pacheboturi, nave de croaziera, cargouri, slepuri și nave similare pentru transportul persoanelor sau marfurilor	301888	88682	Cruise ships, excursion boats, ferry-boats, cargo ships, barges and similar vessels for the transport of persons or goods
4011	Anvelope pneumatice noi, din cauciuc	283729	83621	New pneumatic tyres, of rubber
7204	Deseuri și resturi de fontă, fier sau oțel	275670	81064	Waste and scrap of cast iron, iron or steel
7304	Țevi, tuburi și profile tubulare, fără sudură, din fier sau din oțel	239227	70419	Iron or steel pipes, tubes and tubular profiles without weld
8414	Pompe de aer sau de vid, compresoare de aer sau de alte gaze și ventilatoare	230049	67898	Air or vacuum pumps, air or other gas compressors and fans

**21. EXPORTURILE FOB PE PRINCIPALELE GRUPE DE BUNURI**  
**EXPORTS FOB OF MAIN GROUPS OF GOODS**

- continuare / continued -

COD N.C.		1.I - 28.II 2007 1.I - 28.II 2007		CODE C.N.
		Mii lei	Mii euro	
4407	Cherestea	229743	67495	Timber
9401	Scaune, chiar transformabile in paturi si partile lor	184353	54392	Seats, whether or not convertible into beds, and parts thereof
6206	Bluze și camasi pentru femei sau fete	179149	52875	Women's or girls' blouses, shirts and shirt-blouses
3102	Îngrășăminte minerale sau chimice azotoase	177730	52290	Nitrogen mineral or chemical fertilizers
7604	Bare și profile din aluminiu	161228	47559	Aluminiu bars and profiles
6406	Părți de încălțăminte; tălpi interioare detașabile; ghete, jambiere și articole similare	153133	45194	Parts of footwear; detachable interior soles; spats, leggings and similar
8482	Rulmenți cu bile, cu galeți, cu role sau cu ace	146003	43017	Ball or roller bearings
6205	Camasi pentru barbati sau baieti	134453	39653	Men's or boys' shirts
8536	Aparatură pentru comutarea, protecția, tăierea, branșarea, conectarea circuitelor electrice, pentru o tensiune de max. 1000V	116803	34464	Electrical apparatus for switching or protecting electrical circuits, or for making connections to or in electrical circuits, for a voltage not exceeding 1000V
2716	Energie electrică	110240	32391	Electric energy
8516	Încălzițoare instantanee de apă, boilere și termoplonjoare	105391	31103	Electric instantaneous or storage water heaters and immersion heaters
3904	Polimeri de clorura de vinil sau de alte olefine halogenate, sub forme primare	102155	30095	Polymers of vinyl chloride or of other halogenated olefins, in primary forms
6110	Jerseuri, pulovere, jachete, veste și articole similare tricotate sau croșetate	101434	29938	Knitted or crocheted jerseys, sweaters, jackets, vests and similar articles
7605	Sârmă din aluminiu	95316	28118	Aluminium wire
8407	Motoare cu piston alternativ sau rotativ, cu aprindere prin scanteie	91846	26958	Spark-ignition reciprocating or rotary internal combustion piston engine

**21. EXPORTURILE FOB PE PRINCIPALELE GRUPE DE BUNURI**  
**EXPORTS FOB OF MAIN GROUPS OF GOODS**

- continuare / continued -

COD N.C.		1.I - 28.II 2007 1.I - 28.II 2007		CODE C.N.
		Mii lei	Mii euro	
8418	Frigidere, congelatoare si alte echipamente pentru producerea frigului (altele decat aparatele pentru conditionarea aerului)	88992	26211	Refrigerators, freezers and other refrigerating or freezing equipment (excl. air conditioning machines)
7901	Zinc sub formă brută	87312	25759	Unwrought zinc
8431	Parti destinate masinilor pentru terasare, nivelare, excavare, extractie sau forare a pamantului, mineralelor sau minereurilor	82249	24252	Parts suitable for use solely or principally with the machinery such as, graders, levellers, excavators, machinery for boring earth or extracting minerals or ores
7326	Alte articole din fier sau din otel	81215	23952	Articles of iron or steel
8501	Motoare și generatoare electrice, cu excepția grupurilor electrogene	81004	23875	Electric motors and generators, excepting electrogenic groups
8302	Ornamente, imbinari metalice, articole de feronerie si articole similare, pentru mobila, usi, ferestre, valize; cuiere; inchizatori automate pentru usi	79074	23276	Base metal mountings, fittings and similar articles suitable for furniture, doors, staircases, windows; automatic door closers
6109	Tricouri și maieuri de corp, tricotate și croșetate	75424	22265	Sweaters and undershirts, knitted and crocheted
7219	Produse laminate plate din oțeluri inoxidabile cu o lățime de min.600 mm	67531	19933	Flat rolled-goods of stainless steels of a width min.600 mm
3907	Poliacetali, alți polieteri și rășini epoxidice, sub forme primare; policarbonați, rășini alchidice, poliesteri, sub forme primare	66768	19666	Polyacetals, other polyethers and epoxide resins, in primary forms polycarbonates, alkyd resins, polyesters, in primary forms
6405	Alta incaltaminte	65446	19317	Other footwear
8537	Tablouri, panouri, console, pupitre pentru controlul sau distribuirea electricității	60369	17789	Boards, panels, consoles, desks for electric control or the distribution of electricity
1206	Seminte de floarea soarelui, chiar sfărâmate	59541	17524	Sunflower seeds, whether or not broken

**21. EXPORTURILE FOB PE PRINCIPALELE GRUPE DE BUNURI**  
**EXPORTS FOB OF MAIN GROUPS OF GOODS**

- continuare / continued -

COD N.C.		1.I - 28.II 2007 1.I - 28.II 2007		CODE C.N.
		Mii lei	Mii euro	
7601	Aluminiu sub forma bruta	57912	17100	Unwrought aluminium
8517	Aparate electrice pentru telefonie sau telegrafie prin fir; videofoane	57759	17029	Electrical apparatus for line telephony or line telegraph ;videophones
8504	Transformatoare electrice, convertizoare electrostatice	57359	16918	Electrical transformers, electrostatic converters
8606	Vagoane pentru transportul marfurilor pe calea ferata sau cai similare	55442	16376	Railway or tramway goods vans and wagons, not self-propelled
7209	Produse laminate plate, din fier sau oțeluri nealiate, cu o lățime de 600 mm sau peste, laminate la rece, neplacate și neacoperite	54855	16101	Unalloyed steel or iron flat rolled-goods 600 mm or over width, unplated and uncovered cold-rolled goods
8481	Articole de robinetarie și articole similare	53620	15775	Taps, cocks, valves and similar appliances
7308	Construcții și părți de construcții, din fier sau din oțel	51879	15292	Structures and parts of structures, of iron or steel
6201	Paltoane, canadiene, hanorace și articole similare, pentru bărbați sau băieți	51238	15122	Men's or boy's overcoats, anoraks, wind-jackets and similar articles
7312	Toroane, cabluri, benzi impletite, parâme, din fier sau din otel, neizolate electric	48317	14255	Stranded wire, ropes, cables, plaited bands, slings and the like, of iron or steel, not electrically insulated



**22. IMPORTURILE CIF PE PRINCIPALELE GRUPE DE BUNURI**  
**IMPORTS CIF OF MAIN GROUPS OF GOODS**

COD N.C.		1.I - 28.II 2007 1.I - 28.II 2007		CODE C.N.
		Mii lei	Mii euro	
2709	Țiței	1387595	407137	Crude oil
8703	Autoturisme și autovehicule pentru transportat persoane	1315925	388100	Cars and motor vehicles for passenger transport
2711	Gaz de sonda și alte hidrocarburi gazoase	889465	260940	Petroleum gas and other gaseous hydrocarbons
3004	Medicamente și antibiotice	485213	143199	Medicines and antibiotics
8517	Aparate electrice pentru telefonie sau telegrafie prin fir; videofoane	462657	136442	Electrical apparatus for line telephony or line telegraphy ;videophones
8708	Părți și accesorii de tractoare, vehicule speciale, autobasculante	448737	132373	Parts and accessories of tractors, special vehicles, tip lorries
8704	Autovehicule pentru transportul mărfurilor	430747	127063	Freight motor vehicles carriage
8544	Fire, cabluri și alți conductori electrici izolați	414401	122231	Wires, cables and other insulated electric conductors
8536	Aparatură pentru comutarea, protecția, tăierea, branșarea, conectarea circuitelor electrice, pentru o tensiune de max. 1000V	336454	99251	Electrical apparatus for switching or protecting electrical circuits, or for making connections to or in electrical circuits, for a voltage not exceeding 1000V
8471	Mașini de prelucrare a datelor și părți ale acestora	333842	98432	Machinery for data processing and components
2701	Cărbune superior (huilă, antracit, bricheti)	282299	82836	Hard coal, anthracite, coal briquettes
8528	Aparate de recepție de televiziune, chiar încorporând un aparat de recepție de radiodifuziune sau un aparat de înregistrare sau reproducere a sunetului sau a imaginilor; monitoare video și proiectoare video fără ecran	244623	72037	Television receivers, whether or not incorporating radio-broadcast receivers or sound or video recording or reproducing apparatus; video monitors and video projectors without display
8542	Circuite integrate și micromontaje electronice	221350	65285	Electronic integrated circuits and microassemblies
4107	Piei finite prelucrate după tăbăcire sau uscare, de bovine sau de cabaline	207923	61360	Leather further prepared after tanning or crusting, of bovine or equine animals
8414	Pompe de aer sau de vid, compresoare și ventilatoare, hote aspirante de extracție sau de reciclare	192751	56869	Pumps for air or vacuum pumps; compressors and fans; ventilating or recycling hoods

**22. IMPORTURILE CIF PE PRINCIPALELE GRUPE DE BUNURI**  
**IMPORTS CIF OF MAIN GROUPS OF GOODS**

- continuare - / - continued -

COD N.C.		1.I - 28.II 2007 1.I - 28.II 2007		CODE C.N.
		Mii lei	Mii euro	
2710	Produse petroliere	188206	55406	Oil products
5208	Țesături din bumbac	180677	53273	Cotton fabrics
3926	Alte articole din materiale plastice	177180	52267	Other articles of plastics
8473	Parti si accesorii destinate masinilor de scris, de calculat, masinilor de prelucrare automata a datelor, altor masini si aparate de birou	176962	52175	Parts and accessories suitable for use with typewriters, calculating machines, word-processing machines, other office machines
8701	Tractoare	171755	50711	Tractors
8802	Alte vehicule aeriene ( de exemplu elicoptere, avioane)	170581	50406	Other aircraft (for example, helicopters, aeroplanes)
7308	Construcții și părți de construcții, din fier sau oțel	167955	49515	Structures and parts of structures, of iron or steel
8443	Masini si aparate utilizate la imprimare, masini de imprimat cu jet de cerneala (altele decat cele de la pozitia 8471), masini auxiliare de imprimerie	165148	48746	Machinery used for printing, ink jet printing machines (other than machinery of heading 8471), auxiliary printing machines
7326	Alte articole din fier sau din oțel	156389	46134	Articles of iron or steel
8429	Buldozere, gredere, nivelatoare, screpere, lopeți mecanice	153645	45346	Self-propelled bulldozers, angledozers, graders, levellers, scrapers, mechanical shovels
2601	Minereu de fier	154323	45231	Iron ore
6406	Părți de încălțăminte; tălpi interioare detașabile; ghete, jambiere și articole similare	152999	45146	Parts of footwear; detachable interior soles; spats, leggings and similar
8479	Mașini și aparate mecanice cu funcție proprie	147027	43358	Machines and mechanical appliances having individual functions
8504	Vagoane pentru transportul marfurilor pe calea ferata sau cai similare	142730	42077	Railway or tramway goods vans and wagons, not self-propelled
4011	Anvelope pneumatice noi, din cauciuc	137899	40683	New pneumatic tyres, of rubber
5407	Țesături din fire de filamente sintetice și artificiale	137929	40673	Fabrics of threads from synthetic and artificial yarns

**22. IMPORTURILE CIF PE PRINCIPALELE GRUPE DE BUNURI**  
**IMPORTS CIF OF MAIN GROUPS OF GOODS**

- continuare - / - continued -

COD N.C.		1.I - 28.II 2007 1.I - 28.II 2007		CODE C.N.
		Mii lei	Mii euro	
4005	Cauciuc amestecat, nevulcanizat, sub forme primare sau în plăci, foi sau benzi	129700	38264	Compounded rubber, unvulcanised, in primary forms or in plates, sheets or strip
7216	Bare și profile din fier sau din oțeluri nealiate	120756	35610	Iron or unalloyed steel welded and hot rolled tubes
0203	Carne de porcine proaspătă, refrigerată sau congelată	116534	34394	Fresh, refrigerated or frozen pork
8538	Părți destinate aparatelor pentru comutarea, taierea, protecția, bransarea, conectarea circuitelor electrice	114370	33742	Parts suitable for use with the apparatus for switching, cutting, protecting, lugging or making connections to or in electrical circuits
9403	Mobilă și părți de mobilier	112374	33142	Furniture and parts of furniture
8418	Frigidere, congelatoare și alte echipamente pentru producerea frigului (altele decât aparatele pentru condiționarea aerului)	109607	32318	Refrigerators, freezers and other refrigerating or freezing equipment (excl. air conditioning machines)
8408	Motoare cu piston, cu aprindere prin scânteie sau prin compresie și părți ale acestora	108573	32030	Spark-ignition reciprocating or rotary internal combustion piston engines, compression-ignition internal combustion piston engines, and parts suitable
7210	Produse laminate plate, din fier sau oțeluri nealiate, cu o lățime de minim 600 mm, placate sau acoperite	107236	31572	Flat rolled products of iron or non-alloy steel, of a width of 600 mm or more, plated or coated
7219	Produse laminate plate din oțeluri inoxidabile, cu o lățime de min.600mm	105302	31072	Flat rolled-products of stainless steels, of a width of 600mm or more
7207	Semifabricate din fier sau din oțeluri nealiate	105333	30927	Iron or unalloyed steel semi-finished goods
8716	Remorci și semiremorci pentru toate vehiculele; alte vehicule nepropulsate mecanic; partile lor	102177	30168	Trailers and semi-trailers; other vehicles, not mechanically propelled; parts thereof
2608	Mineruri și concentrate de zinc	100518	29524	Zinc ores and concentrates

**22. IMPORTURILE CIF PE PRINCIPALELE GRUPE DE BUNURI**  
**IMPORTS CIF OF MAIN GROUPS OF GOODS**

- continuare - / - continued -

COD N.C.		1.I - 28.II 2007 1.I - 28.II 2007		CODE C.N.
		Mii lei	Mii euro	
7208	Produse laminate plate, din fier sau oțeluri nealiat, cu o lățime de 600 mm sau peste, laminate la cald, neplacate și neacoperite	99506	29295	Unalloyed steel or iron flat rolled-goods, 600 mm or over width, unplated and uncovered hot-rolled goods
8547	Piese izolante pentru mașini, aparate sau instalații electrice	93905	27701	Insulating fittings for electrical machines, appliances or equipment
8409	Părți destinate motoarelor cu aprindere prin scânteie sau prin compresie	91782	27053	Parts suitable for engines with spark-ignition compression-ignition
8481	Articole de robinetarie și articole similare	91692	27045	Taps, cocks, valves and similar appliances
7318	Șuruburi, piulițe, nituri, cuie, știfturi, șaibe, inele și articole similare, din fontă, fier sau oțel	87532	25813	Screws, nuts, coach screws, rivets, cotters, cotter pins, washers and similar articles, of iron or steel
5903	Țesături impregnate	86415	25500	Impregnated fabrics
7209	Produse laminate plate, din fier sau oțeluri nealiat, cu o lățime de 600 mm sau peste, laminate la rece, neplacate și neacoperite	86279	25424	Unalloyed steel or iron flat rolled-goods 600 mm or over width, unplated and uncovered cold-rolled goods

**CARACTERISTICI ALE COMERȚULUI  
 INTERNAȚIONAL AL ROMÂNIEI ÎN PERIOADA  
 1.I-28.II 2007**

În perioada 1.I-28.II 2007 exporturile FOB au însumat 14876,9 milioane lei (4384,4 milioane euro). Comparativ cu perioada corespunzătoare din anul precedent, exporturile au crescut cu 6,3% la valori exprimate în lei (13,0% la valori exprimate în euro).

Diferența între dinamica determinată pe baza valorilor exprimate în lei și cea determinată din valori exprimate în euro este urmarea aprecierii monedei naționale cu 6,9% în luna ianuarie 2007 și cu 4,5% în luna februarie 2007 față de luna corespunzătoare din anul precedent.

În structura exporturilor, șase secțiuni ale Nomenclatorului Combinat dețin 77,2% din totalul exporturilor, după cum urmează:

**CHARACTERISTICS OF THE ROMANIAN  
 INTERNATIONAL TRADE DURING 1.I-28.II 2007**

FOB exports during 1.I-28.II 2007, amounted to 14876.9 million Lei (4384.4 million euro). Compared with the corresponding period of the previous year, exports increased with 6.3% at values expressed in Lei (13.0% at values expressed in euro).

The difference between exports dynamics based on values expressed in Lei and that based on values expressed in euro is due to national currency appreciation of 6.9% in January 2007 and 4.5% in February 2007 as against the corresponding month of the previous year.

In the structure of exports, six sections of the Combined Nomenclature hold 77.2% of total exports, as follows:

	Secțiunea din Nomenclatorul Combinat (NC) Section of the Combined Nomenclature (CN)	Exporturi FOB în perioada 1.I-28.II 2007 FOB Exports during 1.I-28.II 2007				
		Valoare -mil. lei- Value -million lei-	Valoare -mil. euro- Value -million euro-	Structura în % față de total exporturi Structure in % as against total exports	În % față de 1.I-28.II 2006 In % as against 1.I-28.II 2006	
					La valori exprimate în lei At values expressed in lei	La valori exprimate în euro At values expressed in euro
XVI	Mașini și dispozitive mecanice; mașini, aparate și echipamente electrice; aparate de înregistrat sau de reprodus sunetul și imaginile Machinery and mechanical appliances; electrical equipment; sound and image recorders and reproducers	3118,6	919,7	21,0	115,1	122,4
XV	Metale comune și articole din acestea Base metals and articles of base metals	2725,0	802,5	18,3	138,9	147,4
XI	Materiale textile și articole din acestea Textiles and textiles articles	2152,4	635,2	14,5	86,9	92,6
XVII	Mijloace și materiale de transport Vehicles and associated transport equipment	1654,1	487,2	11,1	136,5	144,9
V	Produse minerale Mineral products	1041,1	306,1	7,0	57,0	60,4
XII	Încălțăminte, pălării, umbrele și articole similare Footwear, headgear, umbrellas and similar articles	782,1	230,9	5,3	101,3	107,9

Principalele modificări structurale survenite în evoluția pe secțiuni a exporturilor din perioada 1.I-28.II 2007 față de perioada 1.I-28.II 2006 constau în:

- majorarea ponderii la secțiunile: “Metale comune și articole din acestea” – cu 4,3 puncte procentuale, “Mijloace și materiale de transport” – cu 2,4 puncte procentuale, “Mașini și dispozitive mecanice; mașini, aparate și echipamente electrice, aparate de înregistrat sau de reprodus sunetul și imaginile” – cu 1,6 puncte procentuale, “Materiale plastice, cauciuc și articole din acestea” - cu 1,0 puncte procentuale;
- diminuarea ponderii la secțiunile: “Produse minerale” - cu 6,1 puncte procentuale, “Materiale textile și articole din acestea” - cu 3,2 puncte procentuale.

Aceste schimbări au condus și la modificarea locului ocupat în topul principalelor secțiuni NC astfel: secțiunea “Metale comune și articole din acestea” a devansat secțiunea “Materiale textile și articole din acestea”; iar secțiunea “Mijloace și materiale de transport” a devansat secțiunea “Produse minerale”.

**Exporturile de mașini și dispozitive mecanice; mașini, aparate și echipamente electrice, aparate de înregistrat sau de reprodus sunetul și imaginile**, reprezentând 21,0% din totalul exporturilor perioadei 1.I-28.II 2007, s-au situat pe primul loc înregistrând o creștere cu 15,1% la valori exprimate în lei (22,4% la valori exprimate în euro) comparativ cu perioada corespunzătoare a anului 2006. În această secțiune, capitolul „Mașini, aparate și echipamente electrice și părți ale acestora” deține ponderea principală (58,5% în total secțiune și 12,3% în total exporturi).

**Exporturile de metale comune și articole din acestea** au situat această secțiune pe locul doi ca pondere în total exporturi, înregistrând o creștere cu 38,9% la valori exprimate în lei (47,4% la valori exprimate în euro) față de perioada 1.I-28.II 2006. În

The main structural modifications came up in the evolution of exports by CN8 sections in the period 1.I-28.II 2007 as against 1.I-28.II 2006, consists of:

- increasing weight for sections: “Base metals and articles of base metals” – with 4.3 percentage points, “Vehicles and associated transport equipment” – with 2.4 percentage points, “Machinery and mechanical appliances; electrical equipment; sound and image recorders and reproducers” – with 1.6 percentage points, “Plastics, rubber and articles thereof” – with 1.0 percentage points;
- decreasing weight for sections: “Mineral products” – with 6.1 percentage points, “Textiles and textiles articles” – with 3.2 percentage points.

These changes lead also to modifications in the top of CN sections, as follows: section “Base metals and articles of base metals” outmatched section “Textiles and textiles articles”; and section “Vehicles and associated transport equipment” exceeded the section “Mineral products”.

**Exports of machinery and mechanical appliances; electrical equipment; sound and image recorders and reproducers**, representing 21.0% of total exports in the period 1.I-28.II 2007, hold the first place and registered a growth of 15.1% at values expressed in Lei (22.4% at values expressed in euro) in comparison with the corresponding period of 2006. In this section, the chapter „Electric machinery, appliances and equipment and parts thereof” holds the main weight (58,5% in total section and 12.3% in total exports).

**Exports of base metals and articles of base metals** hold the second place as weight in total exports, registering a growth of 38.9% at values expressed in Lei (47.4% at values expressed in euro) as against 1.I-28.II 2006. Within this section,

cadrul acestei secțiuni o pondere importantă au avut-o capitolele „Fontă, fier și oțel”, reprezentând 49,3% din total secțiune și 9,0% din total exporturi și „Produse din fontă, fier sau oțel”, reprezentând 22,2% din total secțiune și 4,1% din total exporturi.

**Exporturile de materiale textile și articole din acestea**, situate pe locul trei, au înregistrat o scădere cu 13,1% la valori exprimate în lei (7,4% la valori exprimate în euro) comparativ cu perioada corespunzătoare a anului 2006. În cadrul acestei secțiuni, exporturile de articole de îmbrăcăminte și accesorii, altele decât tricotate sau croșetate, au reprezentat 61,6% din total secțiune și 8,9% din total exporturi. De asemenea, exporturile de îmbrăcăminte și accesorii de îmbrăcăminte tricotate sau croșetate au avut o pondere de 20,3% în total secțiune și de 2,9% în total exporturi.

Pe locul patru s-a clasat secțiunea **Mijloace și materiale de transport** cu 11,1% în total exporturi, în cadrul căreia exporturile de „Automobile, tractoare și alte vehicule terestre” reprezintă 72,8% din total secțiune și 8,1% din total exporturi.

Pozițiile următoare în top sunt deținute de secțiunile:

- **„Produse minerale”** cu 7,0% din total exporturi în cadrul căreia exporturile de produse petroliere (benzine, motorină, uleiuri) reprezintă 97,1% din total secțiune și 6,8% din total exporturi;

- **„Încălțăminte, pălării, umbrele și articole similare”** cu o pondere de 5,3%.

**Valoarea exporturilor către cele 26 de țări ale Uniunii Europene** în perioada 1.I-28.II 2007 comparativ cu perioada corespunzătoare din anul 2006 a crescut cu 6,0% la valori exprimate în lei (12,9% la valori exprimate în euro), având o pondere de 72,0% în total exporturi.

an important weight was held by the chapter „Pig-iron, iron and steel”, representing 49.3% of total section and 9.0% of total exports and „Pig-iron, iron and steel products”, representing 22.2% of total section and 4.1% of total exports.

**Exports of textiles and textiles articles**, hold the third place and registered a decrease of 13.1% at values expressed in Lei (7.4% at values expressed in euro) in comparison with the corresponding period of 2006. Within this section, exports of clothing articles and accessories, other than knitted or crocheted represented 61.6% of total section and 8.9% of total exports. Also, exports of clothing and accessories knitted or crocheted had a weight of 20.3% in total section and 2.9% in total exports.

The fourth place is held by the section **„Vehicles and associated transport equipment”** with 11.1% in total exports, where exports of “Vehicles, tractors and other ground vehicles” represent 72.8% of total section and 8.1% of total exports.

The next positions in the top are held by the following sections:

- **„Mineral products”** with 7.0% of total exports, where exports of petroleum products (spirit, gas oil, oil) represent 97.1% of total section and 6.8% of total exports;

- **„Footwear, headgear, umbrellas and similar articles”** with a weight of 5.3%.

In the period 1.I-28.II 2007, in comparison with the corresponding period of 2006, **exports to the European Union countries (EU 26) increased with 6.0% at values expressed in Lei (12.9% at values expressed in euro), registering a weight of 72.0% in total exports.**

Țările partenere situate pe primele 10 locuri în derularea exporturilor din perioada 1.I-28.II 2007 (reprezentând 70,2% din total exporturi) au fost: Italia (18,3% din total exporturi), Germania (17,3%), Franța (7,9%), Turcia (7,8%), Ungaria (5,4%), Regatul Unit al Marii Britanii și Irlandei de Nord (4,3%), Austria (2,7%), Polonia (2,2%), Bulgaria (2,2%), Spania (2,1%).

**În luna februarie 2007, valoarea exporturilor FOB a fost de 7879,3 milioane lei (2326,4 milioane euro),** cu 5,1% mai mare față de luna februarie 2006 la valori exprimate în lei (10,6% la valori exprimate în euro).

**În perioada 1.I-28.II 2007 importurile CIF au însumat 23711,5 milioane lei (6987,6 milioane euro).** Comparativ cu perioada corespunzătoare din anul precedent, importurile au crescut cu 24,7% la valori exprimate în lei (32,3% la valori exprimate în euro).

**În structura importurilor,** șase secțiuni ale Nomenclatorului Combinat dețin 77,4% din total importuri, după cum urmează:

Partner countries holding the first 10 places in the total amount of exports in the period 1.I-28.II 2007 (representing 70.2% of total exports) were the following: Italy (18.3% of total exports), Germany (17.3%), France (7.9%), Turkey (7.8%), Hungary (5.4%), United Kingdom (4.3%), Austria (2.7%), Poland (2.2%), Bulgaria (2.2%), Spain (2.1%).

**In February 2007, FOB exports amounted € 7879.3 million Lei (2326,4 million euro),** with 5.1% more compared with February 2006 at values expressed in Lei (10,6% at values expressed in euro).

**CIF imports during 1.I-28.II 2007** amounted to **23711.5 million Lei** (6987.6 million euro). Compared with the corresponding period of the previous year, imports grew of 24.7% at values expressed in Lei (32.3% at values expressed in euro).

**In the structure of imports,** six sections of the Combined Nomenclature hold 77.4% of total imports, as follow:

	Secțiunea din Nomenclatorul Combinat (NC) Section in the Combined Nomenclature (CN)	Importuri CIF in perioada 1.I-28.II 2007 CIF Imports during 1.I-28.II 2007				
		Valoare -mil. lei- Value -million lei-	Valoare -mil. euro- Value -million euro-	Structura in % față de total importuri Structure in % as against total imports	In % față de 1.I-28.II 2006 In % as against 1.I-28.II 2006	
					La valori exprimate in lei At values expressed in lei	La valori exprimate in euro At values expressed in euro
XVI	Mașini și dispozitive mecanice; mașini, aparate și echipamente electrice; aparate de înregistrat sau de reprodus sunetul și imaginile Machinery and mechanical appliances; electrical equipment; sound and image recorders and reproducers	6138,8	1810,4	25,9	140,6	149,4
V	Produse minerale Mineral products	3168,5	930,0	13,4	90,5	95,4
XVII	Mijloace și materiale de transport Vehicles and associated transport equipment	2925,4	863,0	12,3	164,7	175,2
XV	Metale comune și articole din acestea Base metals and articles of base metals	2613,3	770,0	11,0	160,5	170,5
XI	Materiale textile și articole din acestea Textiles and textiles articles	1842,5	543,3	7,8	106,1	112,8
VI	Produse ale industriei chimice Chemicals products	1671,3	492,8	7,0	115,2	122,4



Analizând structura importurilor pe secțiuni ale Nomenclatorului Combinat, se constată că o pondere importantă dețin în continuare bunurile de capital și materiile prime și materialele necesare aprovizionării industriei.

**Importurile de mașini și dispozitive mecanice; mașini, aparate și echipamente electrice; aparate de înregistrat sau de reprodus sunetul și imaginile**, care dețin 25,9% din volumul total al importurilor, au crescut cu 40,6% la valori exprimate în lei (49,4% la valori exprimate în euro) față de perioada 1.I-28.II 2006. Cele două capitole din cadrul acestei secțiuni dețin următoarele ponderi: produsele din capitolul „Cazane, turbine, motoare, aparate și dispozitive mecanice și părți ale acestora” dețin 53,3% în totalul secțiunii și 13,8% în total importuri, iar produsele din capitolul „Mașini, aparate și echipamente electrice; aparate de înregistrat și reprodus sunetul și imagini TV” au avut o pondere de 46,7% în total secțiune și 12,1% în total importuri.

**Importurile de produse minerale** au fost mai mici cu 9,5% la valori exprimate în lei (4,6% la valori exprimate în euro) comparativ cu perioada 1.I-28.II 2006. În cadrul acestei secțiuni, capitolul “Combustibili și uleiuri minerale” a deținut o pondere de 90,1% în total secțiune și 12,0% în total importuri.

**Secțiunea metale comune și articole din acestea**, cu o pondere de 11,0 % în total importuri, a înregistrat o creștere cu 60,5% la valori exprimate în lei (70,5% la valori exprimate în euro) față de luna perioada corespunzătoare din anul 2006.

**Importurile de mijloace și materiale de transport** au înregistrat de asemenea creșteri semnificative comparativ cu perioada 1.I-28.II 2006 (64,7% la valori exprimate în lei și 75,2% la valori exprimate în euro), ca urmare a importurilor înregistrate la capitolul “Automobile, tractoare și alte vehicule terestre”, care a reprezentat 90,0% din total secțiune și 11,1% din total importuri.

From the analyses of imports by sections of the Combined Nomenclature, resulted an important weight held by capital goods, raw materials and materials needed for industry supply.

**Imports of machinery and mechanical appliances; electrical equipment; sound and image recorders and reproducers**, holding 25.9% of total imports, increased with 40.6% at values expressed in Lei (49.4% at values expressed in euro) as against 1.I-28.II 2006. The two chapters of this section hold the following weights: the products in the chapter „Boilers, turbines, engines, mechanical devices and apparatus and parts thereof” hold 53.3% of total section and 13.8% of total imports while the products under the chapter „Electric machinery, appliances and equipment, TV sound and video reproduction and recording apparatus” had a weight of 46.7% in total section and 12.1% in total imports.

**Imports of mineral products** were with 9.5% lower at values expressed in Lei (4.6% at values expressed in euro) compared with the period 1.I-28.II 2006. Within this section, chapter “Fuel and mineral oils” held a weight of 90.1% in total section and 12.0% in total imports.

**The section “Base metals and articles of base metals”**, with a weight of 11.0% in total imports, registered a growth of 60.5% at values expressed in Lei (70.5% at values expressed in euro) as against the corresponding period of 2006.

**Imports of vehicles and associated transport equipment** also registered significant growths as against 1.I-28.II 2006 (64.7% at values expressed in Lei and 75.2% at values expressed in euro), due to imports registered in the chapter „Cars, tractors, other vehicles”, which represented 90.0% of total section and 11.1% of total imports.

**Importurile de materiale textile și articole din acestea**, cu o pondere de 7,8% în total importuri, au înregistrat o creștere cu 6,1% la valori exprimate în lei (12,8% la valori exprimate în euro) comparativ cu importurile de produse similare din perioada 1.I-28.II 2006. Importurile de țesături din lână, din bumbac, din fire și fibre sintetice sau artificiale și țesături speciale au reprezentat 56,8% din total secțiune.

**Importurile de produse ale industriei chimice**, cu o pondere de 7,0% în total importuri au crescut cu 15,2% la valori exprimate în lei (22,4% la valori exprimate în euro) față de perioada corespunzătoare a anului precedent.

Creșterea mai accentuată a importurilor de bunuri comparativ cu exporturile, față de perioada 1.I-28.II 2006 a fost influențată preponderent de evoluția schimburilor intracomunitare de bunuri, astfel:

- pentru expedieri intracomunitare:
  - scăderea cantitativă a expedierilor intracomunitare de produse petroliere la aproape jumătate față de nivelul înregistrat în perioada 1.I-28.II 2006, precum și scăderea prețurilor externe pentru produsele petroliere;
  - continuarea trendului descendent al operațiunilor de prelucrare activă (sistemul lohn) pentru produsele textile.
- pentru introduceri intracomunitare:
  - încheierea în anul 2007 a regimurilor vamale începute înainte de data aderării la UE, prin Autoritatea Națională a Vămilelor, în principal pentru bunurile introduse temporar în antrepozite vamale și zone libere (mijloace de transport, în special autovehicule, și mașini, aparate și echipamente electrice etc.)
  - influențe datorate introducerii sistemului de comerț general pentru schimburile intracomunitare (Intrastat), unde bunurile se înregistrează în totalitate la trecerea frontierei naționale și nu la punerea în liberă circulație, cum se proceda anterior și cum se realizează în prezent pentru sistemul Extrastat (sistem special de comerț).

**Imports of textiles and textiles articles**, with a weight of 7.8% in total imports, have increased with 6.1% at values expressed in Lei (12.8% at values expressed in euro) as against imports of similar products in the period 1.I-28.II 2006. Imports of wool, cotton, synthetic or artificial fibres fabrics and special fabrics represented 56.8% of total section.

**Imports of chemicals products**, with a weight of 7.0% in total imports increased with 15.2% at values expressed in Lei (22.4% at values expressed in euro) as against the corresponding period of the previous year.

The increase of imports of goods compared with exports, as against 1.I-28.II 2006 has been determined mainly by the evolution of intra-community exchange of goods, as follow:

- for intra-community dispatches
  - the quantitative decrease of intra-community dispatches of petroleum products with almost 50% as against 1.I-28.II 2006, as well as the decrease of the external prices for these goods;
  - the continuous decrease of active processing operations (lohn system) for textile products.
- for intra-community arrivals
  - closing up of the customs regimes started before the moment of the EU accession, through the National Customs Administration, mainly for the goods temporary admitted in customs warehouses and free zones (transport vehicles, especially motor vehicles, apparatus and electrical appliances etc.)
  - influences due to the introduction of general trade system for intra-community exchange of goods (Intrastat), where goods are totally registered at the moment of crossing the national border and not at the moment of release for free circulation, as was the practice until the accession moment and still is for Extrastat system (special trade system).

**În luna februarie 2007, importurile CIF au fost de 12503,2 milioane lei (3691,9 milioane euro),** valoare mai mare față de perioada 1.I-28.II 2006 cu 22,5% la valori exprimate în lei (28,8% la valori exprimate în euro).

**Valoarea importurilor provenite din celelalte 26 țări ale Uniunii Europene** în perioada 1.I-28.II 2006, comparativ cu perioada corespunzătoare a anului 2006, a crescut cu 35,8% la valori exprimate în lei (44,5% la valori exprimate în euro), având o pondere de 71,5% în total importuri.

Tările partenere situate pe primele 10 locuri în derularea importurilor din perioada 1.I-28.II 2007 (reprezentând 70,0% din total importuri) au fost: Germania (16,9% din total importuri), Italia (12,9%), Federația Rusă (7,5%), Ungaria (7,1%), Franța (6,4%), Turcia (5,2%), Austria (4,9%), Olanda (3,6%), Polonia (3,0%), Republica Cehă (2,5%).

**Deficitul comercial FOB-CIF în perioada 1.I-28.II 2007** a fost de 8834,6 milioane lei (2603,2 milioane euro), cu 3803,3 milioane lei (1202,8 milioane euro) mai mare față de perioada 1.I-28.II 2006.

**In February 2006, CIF imports amounted to 12503.2 million Lei (3691.9 million euro),** more compared with the period 1.I-28.II 2006 with 22.5% at values expressed in lei (28.8 at values expressed in euro).

In the period 1.I-28.II 2007, as against the corresponding period of 2006, **imports from the other 26 European Union countries** increased with 35.8% at values expressed in Lei (44.5% at values expressed in euro), registering a weight of 71.5% in total imports.

Partner countries holding the first 10 places in total amount of imports in the period 1.I-28.II 2007 (representing 70.0% of total imports) were the following: Germany (16.9% of total imports), Italy (12.9%), Russian Federation (7.5%), Hungary (7.1%), France (6.4%), Turkey (5.2%), Austria (4.9%), Netherlands (3.6%), Poland (3.0%) and Czech Rep. (2.5%).

**CIF-FOB trade balance during 1.I-28.II 2007** amounted to 8834.6 million Lei (2603.2 million euro) with 3803.3 million Lei (1202.8 million euro) more compared with the period 1.I-28.II 2006.

## Study: over 800,000 PCs to be sold in Romania this year

The PC market in Romania grew in both sales and volume terms in the first quarter of 2007, a new study says. The IDC study shows some 210,000 PCs were sold during the period, up 35% compares to Q1 2006, while the value of the market exceeded 180 million USD, 43.4% more than the same period last year.

While desktop computer sales still cover most PC sales, notebook sales also grew at an impressive pace with 57.6% more sold in Q1 this year compared to Q1 2006.

According to the IDC study, the growth is due both to more trust among consumers after Romania's accession to the EU and the development of the retail sector, accompanied by an overall growth of the economy.

In a market based almost exclusively on imports, the continuous fall of the RON/USD exchange rate allowed vendors to provide stronger system configurations at lower prices, especially in the notbook segment., IDC Romania analyst Calin Mirea said.

[HotNews.ro](http://HotNews.ro)

## Three to go in Electroputere Craiova takeover bid

Three companies were selected by Romania's Agency for State Assets Recovery (AVAS) to continue negotiations for the takeover of the Electroputere Craiova plant, now put for privatization. The three companies are S.C. A5 Invest Caransebes, S.C. Grup Feroviar Roman and Al Arrab Contracting Company (Arabia Saudita).

Two offers - from Vienna International Holding Bucuresti and Peecker Atomic Energy System Colorado - were rejected.

S.C. A5 Invest Caransebes belongs to a consortium of companies controlled by Romanian businessman Stefan Vuza. It also bid in the privatization of Avioane Craiova, another key state-owned plant in Craiova, south Romania.

S.C. Grup Feroviar Roman is a private company operating rail transport and services.

And Al Arrab Contracting Company is an important construction companies in Saudi Arabia with branches across the whole Middle East.

Final, improved and irrevocable offers from the three bidders have to be submitted by June 5.

Electroputere SA Craiova was founded in September 1949 as an energy and railway transport equipment maker. It was divided in seven companies in 1990. The seven united back in the current Electroputere SA in 1994.

[HotNews.ro](http://HotNews.ro)

## Ferrari opens branch in Romania

President of Autoltalia car dealer, Herbert Stein, declared on Wednesday for the daily newspaper Business Standard that his company will open the first Ferrari show-room in Romania, even estimating some five units sold per year.

His statement was refuted on Friday by the Ferrari press office, the company being currently represented in Romania by Forza Rossa.

"Ferrari already chose the representing company and it will be Forza Rossa. The opening date remains unchanged - 2007. The statements made by Herbert Stein are completely untrue", the Ferrari press release reads.

Valeriu Tones, PR manager at Autoltalia declared for Hotnews.ro that it was all about a miscommunication, but failed to offer any further details.

[HotNews.ro](http://HotNews.ro)

## Socar representative to Bucharest: Romania will be second gate for Azeri resources in Europe

The biggest oil and gas company in Azerbaijan, Socar, has opened an office in Bucharest with the stated goal of looking for business opportunities in Romania, a possible investment in a Romanian refinery included. A strong supporter of the Nabucco energy project, Azerbaijan - through SOCAR - is one of the few Caspian countries acting independently of Russia.

Hamza Karimov, head of the SOCAR office in Romania, spoke for HotNews.ro about the intentions of his company.

Karimov said that Azerbaijan reported 30 million tons of crude in 2006 and forecasts a production of 44 million tons for 2007 and is looking for new markets. Though its position on the Black Sea coast and with its port city of Constanta, Romania is a very important country in Azeri plans in this regard, he said.

Socar now allows itself to do sell oil and gas directly to foreign markets, with no intermediaries, and Romania is one country included in related Azeri plans, he said.

In the oil sector, politics matter a lot and Romania was the second country worldwide to have recognized the independence of Azerbaijan in the nineties, he said. Practically, Romania will be the second entry gate for Azeri resources in Europe, he said.

But for now, Socar was exploring the market and had no palpable plans yet, he said.

He said he did not have any data about Azeri media reports according to which Socar had already signed a contract on crude deliveries with Romanian company Rompetrol and thus could not confirm the information.

Speaking of the options of other Caspian countries about collaborating with Russia on oil deliveries towards Europe, Karimov said "any country has the right to choose whatever Russia wants. Those countries will decide what they want to do. We cannot meddle with their policies".

[HotNews.ro](http://HotNews.ro)






Nabucco route linking Azerbaijan with Romania (Graphic: Rompres)

# FOREX Market

## Exchange Rates

- RON -

Currency / Date	Symbol	24 May.2007	25 May.2007	28 May.2007	29 May.2007	30 May.2007
 Euro	EUR	3.2742	3.2751	3.2705	3.2725	<b>3.2723</b>
 US dollar	USD	2.4357	2.4386	2.4312	2.4270	<b>2.4356</b>
 Gold (RON/gr)	XAU	51.8193	51.3470	51.2749	51.3000	<b>51.4446</b>

| [Other currencies](#) | [Time series](#) |

*Notes: 1. The exchange rates on this list are based on the quotation of the banks licensed to perform foreign exchange transactions.*

*2. The use of listed exchange rates and gold prices is not compulsory for foreign exchange transactions and accounting records.*

» [more on FOREX Market](#) «

---

# MONEY Market

## NBR's Reference Rate

- percent/year -

Month	Reference Rate
May 2007	7.50
April 2007	8.00
March 2007	8.08
February 2007	8.75
January 2007	8.75
December 2006	8.75
November 2006	8.75
October 2006	8.75
September 2006	8.75
August 2006	8.75
July 2006	8.50
June 2006	8.50


Month	Reference Rate
May 2006	8.50
April 2006	8.50
March 2006	8.47
February 2006	7.50
January 2006	7.50
December 2005	7.50
<a href="#">Time series &gt;&gt;&gt;</a>	

*Note: Reference Rate was introduced through NBR's [Circular No.3 of 1 February 2002](#) and is calculated as an arithmetic mean weighted to the volume of transactions, of the interest rates on NBR's deposit-taking and reverse-repo operations in the month prior to that of the announcement.*

### Government Securities - Operations on the secondary market

	Daily average April 2007	Daily average 22 Mai - 29 Mai	Amount 29 Mai 2007
1. Number of transactions	15	15	6
2. Value (RON mill.)	62.6	283.0	6.0

» [more on MONEY Market](#) «



**CHAMBER OF COMMERCE AND INDUSTRY OF ROMANIA**

**A NATURAL REPRESENTATIVE  
OF THE ROMANIAN BUSINESS COMMUNITY**



**CHAMBER  
OF COMMERCE  
AND INDUSTRY  
OF ROMANIA**

The Chamber of Commerce and Industry of Romania (CCIR) is a non-governmental self-sufficient organization bringing together the whole network of 42 county chambers of commerce and industry, as well as other bilateral chambers of commerce, some branch professional associations and companies.

**MISSION AND ACTIVITY**

CCIR is the strongest business environment association in Romania, which supports the business community's interests and mostly of its members in the dialogue with the national authorities and international organizations. CCIR acts to create a steady coherent business environment favorable to the development of the private sector in Romania, as well as to create a real market economy.

*CCIR secures the prosperity of the Romanian business community*

- Represents and upholds its members' interests in relation with the political power
- Works to set up a more friendly business environment
- Promotes economic and commercial relations
- Supports the investment process in Romania
- Assists the members in developing successful business

**STRONG RELATIONS**

Acting as a single voice, CCIR brings together over 120 business and professional associations, and county and bilateral chambers of commerce.

CCIR collaborates with more than 50 public institutions, both local and central, being the voice to be heard in:

- The Social and Economic Council
- Alliance for Economic Development of Romania
- Governmental working committees and groups
- Consultative bodies of Parliament, Government and Presidency

CCIR collaborates with more than 170 organizations worldwide. It is affiliated to the most famous international bodies, such as:

- Eurochambres
- International Chamber of Commerce
- Association of Balkan Chambers

**Nongovernmental,  
non-profit and  
self-sufficient  
organization**

Offers information

Facilitates  
partnerships

Builds financial  
connections

Organizes  
matchmaking for  
companies


Organizes lobby  
and advocacy  
campaigns

Promotes  
competition and  
ethics in business

Rewards  
performances

Supports and  
encourages SMEs.





## CHAMBER OF COMMERCE AND INDUSTRY OF ROMANIA

A NATURAL REPRESENTATIVE OF THE ROMANIAN BUSINESS COMMUNITY



CHAMBER OF COMMERCE AND INDUSTRY OF ROMANIA

- Euro Info Network, through Euro Info Centre Bucharest
- CECCI – Central European Chambers of Commerce Initiative

### EFFECTIVE SUPPORT

*CCIR provides services for business performance*

- Assistance for identifying financial resources
- Information and consultancy on important matters concerning business legislation, intellectual property, quality, environmental protection, foreign trade, taxation, etc.
- Access to business information
- Promotion of Romanian companies at local and international level
- Organization of events and business partnerships
- Promotion of investment by PARTINVEST partnership system
- e-Business – promotion of new information technologies to be used by SMEs
- Commercial arbitration, conflict mediation, procedures advising rapid settlement of commercial disputes
- Guidance and assistance for entrepreneurs in all the stages of business development; CCIR is involved in dealing with human resources, the most important capital for any company, through:
  - CERPECO – Regional Center for Continuous Improvement of the Entrepreneurs within CCIR – the general objective of the project is the continuous development of the human resources, through the development of the entrepreneurial spirit, skills and proficiencies for as much as possible persons
  - The Romanian Business School Foundation of the chambers of commerce and industry focuses all efforts on meeting the local applications of professional training through education

### PROFESSIONAL SERVICES

*Through CCIR's specialised companies:*

- ROMEXPO SA is the biggest fair organizer – more than 40 specialized international fairs, UFI member; CEFA member
- ROMINVENT SA offers assistance in obtaining and protecting industrial property rights in Romania and abroad;
- BLACK SEA ROMANIAN BUSINESS CENTER organized as a regional business centre and a centre for Euro-Atlantic integration.

### Information you can ask for:

Information on company registration and authorization procedure

Information on intellectual property protection

Information on Romanian companies and their creditworthiness

Legal information, business opportunities, investment projects, assets for rent or sale

Statistic data classified by field of activity

Market surveys

Origin certificates and ATA carnets

# THE GENERAL ASSEMBLY OF THE BALKAN ASSOCIATION OF THE CHAMBERS OF COMMERCE AND INDUSTRY (ABC)

Bucharest, May 18<sup>th</sup> 2007

## MINUTE OF THE PROCEEDINGS

The Chamber of Commerce and Industry of Romania (CCIR), holding at present the ABC presidency, organized on May 18<sup>th</sup> 2007 the General Assembly of the ABC, in view of presenting the Association's strategic directions and agenda, during the Romanian presidency of ABC, in the context of Romania's and Bulgaria's joining the European Union.

The proceedings included a report on the activity carried out during the first part of Romania's mandate as president in office of the organization, as well as the agenda within the ABC-DIHK partnership project.

The debates focused on themes of interest proposed by the participants in the Assembly, such as: the possibilities of fostering the economic cooperation in the Region by the implementation of the CEFTA 06 Agreement, the new maritime policy of the European Union, as well as the development and the stability in the Region.

The main proposals of the participants referred to:

- the implication of the national CCIs of the member states in running the the ABC-DIHK Project in 2007;
- the promotion of the services provided by the SOLVIT Offices, which were created by the European Commission to clarify the different regulations of the member state administrations;
- the strengthening of arbitration and mediation of disputes, as well as the creation of a real cooperation network in arbitration;
- the reviewing of the Code of Business Ethics, endorsed when ABC began functioning;
- the promotion of the private-public partnership regarding procurement, and the creation of a legal framework in the field;
- the organization of a Standing Forum of the CEFTA member chambers and the setting-up of a dialog between this Forum and the EuroChambres, in view of getting assistance on the part of the EuroChambres experts, as well as of their participation in the ABC work groups;
- the leading of policies meant to valorize the potential of the maritime areas, to promote competitiveness in the specific economic activities of these areas, to observe the anti-pollution regulations, and to implement the information and communication technologies in the maritime transport sector;
- the cooperation of the ABC national CCIs in identifying and utilizing the European financing programs, dedicated to the businessmen in the Balkan region.

As a general remark, the participants showed their concern for sustaining a lobbying activity with the government institutions of the ABC member states, in order to increase the Association's visibility, as a positive example of the regional cooperation, as well as to develop its cooperation with the EuroChambres.

Also, the participants emphasized in their interventions the necessity of paying more attention to the professional improvement of the chambers' staffs and of the ABC information system, leading to the supply of good quality services to the CCI members.

With reference to the Association's future meetings, two proposals have been made for 2008: on the one hand, the coordinator of the ABC-DIHK Project invited the ABC members to have a General Assembly in Germany, in Berlin, and on the other hand, another proposal suggested the organization of two General Assemblies in the country holding the ABC presidency and an extraordinary Assembly, in Germany, like a business forum, or like a meeting of the presidents of the ABC chambers, the latter proposal being endorsed by all the participants in the Assembly.

For 2009, a proposal suggested the organization of two General Assemblies in the country holding the ABC presidency and an extraordinary Assembly, like a business forum, in Brussels, in order to get closer to the European organizations. A decision in this respect will be made after further debates.

Regarding the permanent location of the ABC Secretariat, several proposals have been made, among which the Turkish offer to host the Secretariat in Istanbul, on TOBB expenses, but no decision has been made so far.

The General Assembly ended with the endorsement of the ABC Joint Declaration, which will be presented at the EuroChambres General Assembly, on May 29<sup>th</sup> 2007, by Mr. Victor Babiuc, president of CCIR, member of the EuroChambres Standing Committee, and president in office of ABC.

## CCIR participates as a partner in the project

### *Mentoring for the Transfer of Good Practice in Supporting Women Entrepreneurs for European Research Participation (WE-Mentor)*

#### **Partners:**

Leaders: Germany / Stuttgart / Steinbeis-Europa-Zentrum (SEZ)

Belgium / Brussels, / Brussels Enterprise Agency (Bea)

Italy / Rome / Innova S.p.A. (Innova)

UK / Doncaster / Beta-Technology Ltd (Beta)

#### **Countries which enjoy assistance:**

India / Bangalore / Interactive Technology, Software and Media Association (ITSMA)

Israel / Kiryat-Shmona / Galilee Technology Center (MIGAL)

Romania / Bucharest / Chamber of Commerce (CCIR)

Turkey / Istanbul / Women Entrepreneurs Association of Turkey (KAGIDER)

Romania, through CCIR, will be supported by experts from Germany and Italy.

## **CCIR starts the Caravan European funds in mains cities of Romania**

For CCIR is very important to know the problems of affairs community. This is why this month it will organize some events in Tulcea, Suceava, Iasi, Teleorman and Calarasi. In this events the chamber is trying to discuss about the area potential and how businessman can obtain finances for a project.

Some important questions that will be discussed are:

1. Who can access the European funds?
2. Which are the steps that you have to make for access European funds?
3. How can you obtain European funds?
4. Which are the real costs for all papers necessary for accessing European funds?
5. How can a company reduce its promotion costs with 40% through PR?

# CD-ROM "PRO BUSINESS ROMANIA 2006"

Price: Euro 119 (VAT included)

Updated and detailed information structured on the following chapters :

- **Romanian companies – more than 11.000 company profiles** from a large range of industries (manufactures, exporters, importers, services);
  - TOP companies ranked by the CCIR;
  - Participants in fairs and exhibitions;
  - Members of the chambers of commerce in Romania;
- The list of Chambers of Commerce and Industry in Romania (addresses, website links, E-mails).

**The main information on each company profile** : company's name, VAT code, address, phones, fax, e-mail, web-site, contact person at the company managing level, line of business, goods, services, outlets for import/export, turnover, gross profit, equity, number of employees (companies profile is updated in 2006 and financial information on fiscal year 2004 balance sheet).

**The main selection criteria :**

- line of business (NACE code)
- products (HS code)
- services (NACE code);
- turnover; gross profit; equity;
- number of employees;
- town;
- company's name;
- legal form; key words a.s.o.

**If you want to purchase the CD ROM, please contact us.**

**The Chamber of Commerce and Industry of Romania**

Blvd. Octavian Goga, No. 2, District 3, Bucharest

3rd wing, 7th Floor, Office No. 8

Tel: 00 4021 319.01.67; Fax: 00 4021 319.01.56

E-mail: [Liliana.Tivadaru@ccir.ro](mailto:Liliana.Tivadaru@ccir.ro)

Website: [www.ccir.ro](http://www.ccir.ro)

Contact person: Liliana TIVADARU

# Romanian Business Offer



# advantage software factory srl

Bd. Dimitrie Pompei nr. 9-9A, et. 3  
020335 Bucharest, SECTOR 2  
ROMANIA

UIC: 12711635 Inc. No.: J40/1303/2000

Tel: +40.21.2428720

Fax: +40.21.2428722

e-Mail: [office@asf.ro](mailto:office@asf.ro), [sales@asf.ro](mailto:sales@asf.ro)

Website: <http://www.asf.ro>

Turnover (EUR): 988,058.00

No. of employees: 25

## **Contact Person(s):**

---

**Stefan PAUN**, Director-General

**Marian STIRBESCU**, Sales & Marketing Manager

## **Main Line of Business by NACE Classification:**

7221 Publishing of software

## **Business Offer:**

Advantage Software Factory (ASF) is an IT solutions provider of Debt Collection software, Client Relationship Management software (CRM) and custom developed software applications.

AnytimeCRM is a Customer Relationship Management system that helps the Customer Support and Sales Departments to achieve excellence in customer interaction, in all the touch points, while cutting down the operational costs.

Capone Banking is a solution dedicated to banks and other non-financial organisations and selected for profitable management of the debt collection activities by: ING Bank, Unicredit, Finansbank, Finans Financial Services, EOS KSI, Rompetrol Downstream and HVB-Tiriac Bank.

Advantage Software Factory is the leader of Debt Collection systems market in Romania.

CRM | Collection Systems | Custom Development

Tel.: 021/ 242 87 20

Email: [sales@asf.ro](mailto:sales@asf.ro), Web: [www.asf.ro](http://www.asf.ro),



## ambasador plus srl

Str. Circumvalatiunii nr. 1  
300013 Timisoara, TIMIS  
ROMANIA

UIC: 6240177 Inc. No.: J35/2453/1994

Tel: +40.256.422857

Fax: +40.256.490567

e-Mail: [eltrim@eltrim.ro](mailto:eltrim@eltrim.ro)

Website: <http://eltrim.ro>

Turnover (EUR): 2,557,035.00

No. of employees: 150

### **Contact Person(s):**

---

**Laurian POPESCU**, General Manager

**Dan PANDUR**, Commercial Manager

### **Main Line of Business by NACE Classification:**

*2971 Manufacture of electric domestic appliances*

### **Business Offer:**

The main activity of the company is producing and selling of:

- \* Electrical water heaters from 7 to 200 litres capacity
- \* Indirect water heaters of 50, 18, 100 litres capacity, for central heating system
- \* Bathroom thermic isolated boiler, with solid fuel
- \* Central heating system with solid fuel, 11 kW, 14 kW, 24 kW (wood & coal)
- \* House water supply plant of 48, 85, 200 litres capacity
- \* Food processing equipment for industry
- \* Fire extinguishing equipment

**aspad com srl**

Str. Zeletin nr. 12a  
 Bucharest, SECTOR 2  
 ROMANIA

UIC: 12863889 Inc. No.: J40/3203/2000

Tel: +40.21.2333011

Fax: +40.21.2333012

e-Mail: [aspad@aspad.ro](mailto:aspad@aspad.ro)

Website: <http://www.aspad.ro>

Turnover (EUR): 1,200,000.00

No. of employees: 14

***Contact Person(s):***


---

**Cristina LOPATA**, Director-General

***Main Line of Business by NACE Classification:***

*5030 Sale of motor vehicle parts and accessories*

***Business Offer:***

ASPAD company has 2 main activities:

1. Distributor of consumable products for industrial and automotive fields.

The products range includes:

- LOCTITE professional adhesives and sealants
- TEROSON chemicals for repairing and protecting against corrosion the body of the car
- GEDORE and ABC professional tools
- PHILIPS automotive lighting
- CLEAN filters
- ICER brake pads
- TOTAL oils and greases

2. Chiptuning services for increasing the power of the car engine

This includes:

- UPSOLUTE power chips
- PIPERCROSS air performance filters

## atlas airlines srl

Bd. T. Vladimirescu nr. 57, bl T4, sc 2, et. 2, ap. 33  
050882 Bucharest, SECTOR 5  
ROMANIA

UIC: 12463823 Inc. No.: J40/10704/1999

Tel: +40.724.525288

Fax: +40.21.3154835

e-Mail: [office@atlasairlines.ro](mailto:office@atlasairlines.ro)

Website: <http://www.atlasairlines.ro>

Turnover (EUR): 91,030.00

No. of employees: 8

**Contact Person(s):**

---

**Janica POENARU**, President

**Main Line of Business by NACE Classification:**

6210 Air transport by graphic

*Aeronautical and consultancy activities,*

*Inland and international tourism,*

*Real estate activities*

- Publicity and advertising;
- Transactions in the real estate investment field.

The company cooperates with authorities responsible for the regulation of the civil aviation industry, with domestic or international airline companies, airports and air-service providers.

**Business Offer:**

ATLAS AIRLINES Ltd is a company with 100% Romanian capital (25.000 RON). Set up in 1999. The main object of activity is scheduled air transport .

Secondary activities: occasional air transport, business and management consultancy, commerce, tourism and travel assistance, advertising and transactions in the real estate investment field.

The main headquarters is in Bucharest. Another office is in Sinaia, Cumpatu Street no.36, Villa Cristina, Prahova.

The company had a growing development. Thanks to the results obtained, it appeared in the firsts positions of the National Top of Private Companies in Romania.

Atlas Airlines has five operational departments:

- Civil aviation: air traffic services, air traffic management, consultancy for aeronautical regulations, airports, airline companies; scheduled or occasional commercial air transport with rented aircrafts;
- Domestic and international tourism;
- Commerce and business and management consultancy;

**automatica sa**

Calea Floreasca nr. 159  
014457 Bucharest, SECTOR 1  
ROMANIA

UIC: 1572345 Inc. No.: J40/1291/1991

Tel: +40.21.3174804; +40.21.3175394

Fax: +40.21.3172841

e-Mail: [office@automatica.ro](mailto:office@automatica.ro), [sava@automatica.ro](mailto:sava@automatica.ro)

Website: <http://www.automatica.ro>

Turnover (EUR): 9,800,000.00

No. of employees: 308

**Contact Person(s):**

**Ion LAZAR**, Director-General  
**Sava SVESTUN**, Marketing Manager

**Main Line of Business by NACE Classification:**  
*3330 Manufacture of industrial process control equipment*

**Business Offer:**

Medium voltage electrical equipment: switchgears with Sf6 and vacuum insulated circuit-breaker; outdoor medium voltage disconnecting switch 400A; 630A/24kV; outdoor medium voltage fuse-base 100A/24kV

Low voltage electrical equipment: SIVACON universal switchboards SIEMENS licence; other kind of electrical distribution switchboards, in fixed or withdrawable design; electrical switchboard destined to buildings; low voltage measurements and protection panels; power factor correction switchgears.

Complex automation equipment and systems: distribution and automation equipment for diferent industrial process, electric power plants and nuclear power plants; sequential process control equipment with PLCs and computers; SCADA type data acquisition and processing equipment.

Industrial weighing and batching equipment: belt weighirs and automatic belt weigh feeder; weighing brieges for trucks and wagons; static weighing platforms; discontinuous equipment (mono-, multi-component) and bagging equipment.

Industrial electronic equipment: automated traffic control equipment; fire alarm systems.

Metalic constructions: panels, cabinets, boxes, racks (standard dimensions or at customer's request); mecanical subassambles by electro-insulating materials; moulds and othjer mechanical elements obtained through specific .

processing

Design and consulting services: automation system with PLCs, for industrial processes; electrical low voltage distributing and control equipment; medium voltage electrical equipment- digital protection parametrization; computer assisted design

Mounting, putting into operation and service.

**cristina media srl**

Pta. Mihail Kogalniceanu nr.8, sc. A, et. 1, ap. 5  
050067 Bucharest, SECTOR 5  
ROMANIA

UIC: 15463283 Inc. No.: J40/7090/2003

Tel: +40.21.3122843

Fax: +40.21.3154835

e-Mail: [office@cristinamedia.ro](mailto:office@cristinamedia.ro)

Website: [www.cristinamedia.ro](http://www.cristinamedia.ro)

Turnover (EUR): 43,185.00

No. of employees: 2

***Contact Person(s):***

**Cristina POENARU**, General Manager

***Main Line of Business by NACE Classification:***

*9211 Motion picture and video production*

*Advertising and publicity activities*

***Business Offer:***

Cristina Media offers the advantage of a crew whose professional members are young and inventive. We provide everything you need for film production from location finding to the final material. We produce: corporate image, commercials (video & audio), presentation videos (company or product presentation), technical and educational videos, event videos, documentaries, multimedia CDs, television productions.

Cristina Media offers a wide range of services for film production (video or cinema) at any level / with big or low budget, video or audio commercials: filming - complete film making crew (including sound and lights), film cutting - video and audio editing, subtitles for video material, video post-processing - transmission tape, copy tape, sound balancing and sound clearing etc., voice over - for video and audio materials, soundtrack - adding soundtrack to any material.

Cristina Media offers services for high quality cinema productions.

# dekofilm romania srl

UIC: 14785159 Inc. No.: J08/978/2002

505100 Codlea, BRASOV  
ROMANIA

Tel: +40.268.253575

Fax: +40.268.253575

e-Mail: [dekofilm@dekofilm.ro](mailto:dekofilm@dekofilm.ro)

Website: <http://www.dekofilm.ro>

Turnover (EUR): 2,693,619.00

No. of employees: 32

**Contact Person(s):**

---

**Manuel MURESAN**, Director

**Elena TURCANU**, Sales Representative

**Main Line of Business by NACE Classification:**

*2521 Manufacture of plastic plates, sheets, tubes and profiles*

**Business Offer:**

Dekofilm romania, member of Decofilm Group, using 20 years of technology development in the PVC manufacture field, is continuing to sustain the DECOTERM brand, tradition of Decofilm Italy, producing and providing quality products.

DECOTERM film is a PVC based film, manufactured by an exclusive process and formula and it is used in technical and food applications. The excellent gloss and transparency combined with good mechanical properties, low shrinking temperature and excellent seal characteristics, make our product a versatile shrink packaging film, which is simple to use.

The film is available in rolls, centerfolded and simple-wounded, flat, in a large range of shrink ratio. The film is suitable for manual, semi-automatic and automatic machines.

# dobrogea grup sa

Str. Celulozei nr. 1, P.O.Box 66  
900155 Constanta, CONSTANTA  
ROMANIA

UIC: 1869819 Inc. No.: J13/551/1991

Tel: +40.241.512195

Fax: +40.241.639944

e-Mail: [office@dobrogeagrup.ro](mailto:office@dobrogeagrup.ro), [arsene.sarchizian@dobrogea-ind.ro](mailto:arsene.sarchizian@dobrogea-ind.ro), [office@dobrogea-ind.ro](mailto:office@dobrogea-ind.ro)

Website: <http://www.dobrogea-ind.ro>, <http://www.dobrogeagrup.ro>

Turnover (EUR): 51,300,000.00

No. of employees: 862

**Contact Person(s):**

---

**Fotini TEODORESCU**, President Director-General

**Vlad SANGIORZAN**, Export Import & Development Manager

**Main Line of Business by NACE Classification:**

1561 Manufacture of grain mill products

**Business Offer:**

Specification	Weight	no.unit/box	Box/pallet	Weight/pal.	\$/pack	EUR/pack	Validity term
1.Flour 480	1 kg	10	80	800	0,55	0,41	6 months
2.Corn flour (maize)	1 kg	10	80	800	0,65	0,49	6 months
3.Semolina	0,5 kg	18	80	720	0,44	0,33	6 months

For any other products and quantities in bigger packs and in bulk for industry, the prices are negotiable according with volumes

1.Eugenia biscuit	0,036	100	60	216	0,12	0,09	6 months
2.Eugenia familial(7 packets)	0,252	13	50	252	0,76	0,57	6 months
3.Eugenia Display(24 packets)	0,864	8	50	345,5	2,70	2,03	6 months
4.Digesta Familial Mix (5 pack.)	0,447	8	60	214,8	1,05	0,79	10 months
5.Digesta Display (10 packets)	0,900	5	60	270	2,38	1,78	10 months
6.Biscuit Digesta	0,090	28	130	327,60	0,22	0,16	10 months
7.Biscuit Digesta with apple	0,090	28	130	327,60	0,22	0,16	10 months

Any other assortment or private label at request

**elars sa**

Str. Industriei nr. 4  
125300 Ramnicu Sarat, BUZAU  
ROMANIA

UIC: 1168275 Inc. No.: J10/124/1991

Tel: +40.238.564322

Fax: +40.238.565171

e-Mail: [office@elars.ro](mailto:office@elars.ro)

Website: <http://www.elars.ro>

Turnover (EUR): 656,000.00

No. of employees: 94

**Contact Person(s):**

**Doru CRISTUREAN**, President Director-General  
**Maria PETRESCU**, Economic Director

**Main Line of Business by NACE Classification:**  
*2874 Manufacture of fasteners, screw machine products, chain and springs*

**Business Offer:**

The purpose of the company is manufacturing and selling the products and services according to the activity field, promoting initiatives of national interest in the field of fasteners and low voltage apparatus manufacturing.

The main activity of the company consists of the manufacturing and selling fasteners fulfilled by cold forming.

Products manufactured by ELARS.

- COLD FORMING: Hexagon head bolts M3-M8 l=8-60, Slotted cheese head screws M2-M6 l=4-75, Slotted countersunk head screws M2-M6 l=4-75, Cross recessed pan head screws, Tapping screws ST2,2-ST6,3 l=6-60, Wood screws L2-L6 l=4-75, Hexagon nuts M2-M6, Steel rivets d2-d8 l=4-75, Non-ferrous d2-d10 l=4-75.
- STAMPING: Plain washers A2-A22, joints, pressed sockets, Stamped from copper pipe
- INJECTION: clamps
- CUTTING: studs, studs bolts, pins, nipples, plugs.

Our company owns qualified staff for its activity field (90 persons).

Our company has all the endowments for manufacturing fasteners and low voltage apparatus':

- Industrial building for mechanical processing, coating, head treatment, laboratories and offices and also buildings for utilities, ware-house and other auxiliary activities.
- Specific equipment for cold forming, heat treatment, coatings.
- Necessary utilities: water (proper source) , boiler for heating plant and power sources.



## electro-alfa international srl

Str. Manolesti Deal nr. 33  
710003 Botosani, BOTOSANI  
ROMANIA

UIC: 7348194 Inc. No.: J07/1310/1994

Tel: +40.231.532186

Fax: +40.231.532185

e-Mail: [office@electroalfa.ro](mailto:office@electroalfa.ro), [george.gasan@electroalfa.ro](mailto:george.gasan@electroalfa.ro)

Website: <http://www.electroalfa.ro>

Turnover (EUR): 20,000,000.00

No. of employees: 460

**Contact Person(s):**

---

**Viorel AMRATISOAIE**, Director

**George GASAN**, Export Manager

**Main Line of Business by NACE Classification:**

*3120 Manufacturing of apparatus for the distribution and control of electric power for low and medium voltage*

**Business Offer:**

Design, manufacturing and assembling of switchboards and electrical equipment for low & medium voltage, power systems for control, automation and distribution of electric power (LV Main Switchboards, LV feeder pillars, LV MCC switchgears, MV switchgears up to 24 kV). Metallic furniture and structures (parts of steel up to 3 mm thick; punching, bending, welding, rolling, painting ). Electrochemical plating, powder painting.

# electroprecizia sa

Str. Parcului, nr. 18  
505600 Sacele, BRASOV  
ROMANIA

UIC: 1128645 Inc. No.: J8/56/1991

Tel: +40.268.273333; +40.268.275610

Fax: +40.268.273948

e-Mail: [eps@electroprecizia.ro](mailto:eps@electroprecizia.ro), [marketing@electroprecizia.ro](mailto:marketing@electroprecizia.ro)

Website: <http://www.electroprecizia.ro>

Turnover (EUR): 42,770,000.00

No. of employees: 1,800

## Contact Person(s):

**Claudiu ROSCULET**, President Director-General

**Serban CARSTEANU**, Strategy & Development Director

### **Main Line of Business by NACE Classification:**

*3110 Manufacture of electric motors, generators and transformers*

*3161 Manufacture of electrical equipment for engines and vehicles n.e.c.*

### **Business Offer:**

ELECTROPRECIZIA SA, founded in 1936, is the main Romanian producer of Electrical Equipment for Automotive and Electrical Motors. Our company is certified ISO 9001 and ISO 16949.

The main families of Automotive Equipment for the vehicle industry are:

- \* Alternators 12 and 24 V, having the nominal current until 85 A, with incorporated rectifier, with or without incorporated voltage regulator.
- \* Electronic and Electromagnetic Voltage Regulators at 12 and 24 V.
- \* Starters at 12 and 24 V, with powers between 0.6 and 9 kW.
- \* Different types of Relays.
- \* Instrument Panels with speedometer, speed-counter, water temperature, oil pressure, fuel level and voltage indicator for different thypes of vehicles.
- \* Indicators for individual oil pressure, water temperature, fuel level and voltage, inductive and electronic speed-counters.
- \* Transducers for water temperature, oil pressure and fuel level and Temperature Switchers.

\* Flexible Shafts for speedometer.

Our company is also manufacturing:

- \* Three-phase-Induction Motors and Brake Motors also available, in different frame sizes, in cast iron or aluminium housing, different voltages, 50 Hz and/or 60 HZ.
- \* Electric Motors with Two, Three and Four Speeds.
- \* Single-Phase-Induction Motors with powers between 0.12 kW with permanent and starting capacitor.
- \* Bench Grinders with the diameter of wheels of D=125 mm, D=150 mm, D=176 mm and D=200 mm and Electric Pumps.

**energomontaj sa**

Calea Dorobantilor nr. 103-105  
010561 Bucharest, SECTOR 1  
ROMANIA

UIC: 1555468 Inc. No.: J40/136/1991

Tel: +40.21.3189300

Fax: +40.21.3189302

e-Mail: [export@saem.ro](mailto:export@saem.ro)

Website: <http://www.saem.ro>

Turnover (EUR): 111,114,015.00

No. of employees: 4,995

**Contact Person(s):**

**Horia STEFANESCU**, Director

**Alexandrina MARINESCU**, Deputy Manager

**Main Line of Business by NACE Classification:**

*4533 Technical-Sanitary Equipment Activity  
(Installation and maintenance of the the equipment in  
the industrial installation, termo power station, hydro  
and nuclear power station, building and engineering  
construction)*

**Business Offer:**

Installation and maintenance of the equipment in the industrial installation, termo power station, hydro and nuclear power station, building and engineering construction (mechanical, electrical and I & C works).

Activities for low, medium and high Electrical Station from the National Power System and other industrial enterprises.

Insulation and protection against corrosion activity.

Steel structures, tanks and equipment manufacturing for the steam and water boilers.

Erection works for the cement factories, feeding water stations, water treatment plants, fuel stations and district heating system.

Erection works for the fuel cleaning stations (environmental purposes).

## gematex trading srl

Str. Scarlatescu nr. 15-19  
011158 Bucharest, SECTOR 1  
ROMANIA

UIC: 6710384 Inc. No.: J40/24629/1994

Tel: +40.21.2066273; +40.21.2066274

Fax: +40.21.2066275

e-Mail: [office@gematex.ro](mailto:office@gematex.ro)

Website: <http://www.gematex.ro>

Turnover (EUR): 3,488,785.00

No. of employees: 26

**Contact Person(s):**

---

**Maria PARCALABESCU**, General Manager

**Main Line of Business by NACE Classification:**

*5114 Agents involved in the sale of machinery,  
industrial equipment, ships and aircraft*

**Business Offer:**

1. Seeking for companies offering machines of good quality for clothing manufacturers (garments made from fabrics, knitted materials, furs, leather etc.).
2. Seeking for customers which need road transportation, inside or outside their country. Goods: clothing machines, general merchandise.

## global energy services srl

Str. fabricii, nr. 46a  
060821 Bucharest, SECTOR 6  
ROMANIA

UIC: 9961755 Inc. No.: J40/9183/1997

Tel: +40.21.3114773

Fax: +40.21.3114773

e-Mail: [globalenergyservices@yahoo.com](mailto:globalenergyservices@yahoo.com)

Turnover (EUR): 460,870.00

No. of employees: 15

### **Contact Person(s):**

---

**Mircea SCRIPCARIU**, Director-General  
**Ioan BITIR-ISTRATE**, Marketing Director

### **Main Line of Business by NACE Classification:**

*7420 Architectural and engineering activities and related technical consultancy*

### **Business Offer:**

The company employs technical and economical experts, having over 20 years experience in academic activities, studies, research and design in the energy field. Global Energy Services Ltd. offers expertise in:

- Heat and power industry
- Engineering and project management
- Energy auditing. Energy efficiency
- Energy policies. Renewable sources
- Pre-feasibility, feasibility, development, market and forecasting studies
- Development of tender and equipment procurement documentation
- Decreasing the impact on the environment caused by energy processes
- Information technology services and software development
- Management of multi-disciplinary training courses
- Organisation of scientific and business meetings.

## hofigal export import sa

Intrarea Serelor nr. 2A  
042124 Bucharest, SECTOR 4  
ROMANIA

UIC: 384530 Inc. No.: J40/10817/1991

Tel: +40.21.3347486; +40.21.3345135

Fax: +40.21.3345905

[marketing@hofigal.ro](mailto:marketing@hofigal.ro)

Website: <http://www.hofigal.ro>

Turnover (EUR): 1,000,000.00

No. of employees: 348

**Contact Person(s):**

---

**Stefan MANEA**, Director-General  
**Daniela RAICIU**, Marketing Director

**Main Line of Business by NACE Classification:**  
*2442 Manufacture of pharmaceutical preparations*

**Business Offer:**

- \* Natural cosmetic products without preservatives
- \* Mono-doses like Gemo derivates
- \* Natural supplements
- \* Tea
- \* Extracts
- \* Tinctures

**i.m.s.a.t. sa**

Str. Industriilor nr. 2  
240050 Ramnicu Valcea, VALCEA  
ROMANIA

UIC: 2989104 Inc. No.: J38/1558/1992

Tel: +40.250.733390; +40.250.735112

Fax: +40.250.730231

e-Mail: [imsat@imsatvl.ro](mailto:imsat@imsatvl.ro), [marketing@imsatvl.ro](mailto:marketing@imsatvl.ro)

Website: <http://www.imsatvl.ro>

Turnover (EUR): 26,657,398.00

No. of employees: 620

**Contact Person(s):**

**Dan DRAGOMIR**, Director-General

**Main Line of Business by NACE Classification:**

4531, 2811, 2812, 2821, 2822, 2840, 2851, 2852, 2871, 2923, 3120, 3150, 3220, 3330, 4511, 4521, 4522, 4523, 4524, 4525, 4532, 4533, 4534, 4541, 4542, 4543, 4544, 4545, 5010, 5020, 5030, 5050, 5112, 5113, 5115, 5117, 5118, 5119, 5132, 5133, 5136, 5142, 5143, 5147, 5151, 5154, 5155, 5184, 5185, 5186, 5187, 5190, 5248, 6021, 6023, 6024, 6420, 6522, 6523, 7012, 7020, 7221, 7222, 7230, 7250, 7260, 7413, 7414, 7420, 7430, 7440, 7450, 7470, 8042, 9220, 4100, 3310, 3320, 4013, 4030

7. Telecom systems – data - voice, CATV;

8. Metallic structures and subassemblies.

As general contractor, SC IMSAT SA RM VALCEA implements high quality and performance civil and industrial projects.

For more information we invite you to visit our site: [www.imsatvl.ro](http://www.imsatvl.ro),

**Business Offer:**

As engineering and system integrator company, SC IMSAT SA RM VALCEA operates in the field of:

1. low and medium electrical and lighting systems
  - power supply for civil and industrial objectives;
  - electrical panels equipping within our own workshops, by using the latest technology;
  - electrical equipment and accessories distribution.
2. HVAC (heating, ventilation, air conditioning) systems;
3. Civil and industrial automation systems;
4. BMS (Building Management System);
5. Security systems – break in and fire detection and warning, automated doors and gates, interphony and telephony, access control, closed circuit television;
6. Automated systems for detection and protection against the fire – water tanks, pump stations, control and signaling devices cabinets, fire warning, sprinklers, drenchers and hydrants;

**icecoop sca**

Str. Ion Campineanu nr. 3-5  
 P.O.Box 1/855  
 010031 Bucharest, SECTOR 1  
 ROMANIA

Tel: +40.21.3121117

Fax: +40.21.3123137; +40.21.3124401

e-Mail: [icecoop@rdsmail.ro](mailto:icecoop@rdsmail.ro)

Website: <http://www.icecoop.ro>

Turnover (EUR): 400.00

No. of employees: 33

**Contact Person(s):**

**Constantiu MURGESCU**, President Director-General

**Vladimir IONESCU**, Deputy Manager

**Main Line of Business by NACE Classification:**

5119 Export and import of general goods

**Business Offer:**

Export - import private company established in 1968, reorganized in 2005. We export wide range of goods made by small and middle industry from Romania, being the main agent of the Romanian handicraft cooperatives on the foreign market. Main export products are: wooden furniture sets, small furniture articles, children's furniture, willow articles, garden furniture and camping equipments, wooden houses, interior decorative articles, glass Christmas tree ornaments, various glassware, ceramic articles, porcelain, textile handicraft, folk blouses and costumes hand woven, knittware and garments on CMT (lohn) bases, hand made carpets both hand knotted (Oriental type) and hand woven (killims type), metal articles including metal furnifure and wrought iron articles. We import: luxury items as waches, lighters, pens, fountain-pens and morocco articles from the world well known brands as DUPONT, RADO, CHARMEX, ZWILLING and others, cosmetics, raw materials for production and so on. We have our own chain of shops in Bucharest, located in the most central places.



# institutul de studii si proiectari energetice sa

Bd. Lacul Tei nr. 1-3  
020371 BUCHAREST, SECTOR 2  
ROMANIA

INSTITUTE FOR STUDIES AND POWER ENGINEERING - ISPE  
UIC: 8630885 Inc. No.: J40/5731/1996

Tel: +40.21.2101095

Fax: +40.21.2102334

e-Mail: [office@ispe.ro](mailto:office@ispe.ro)

Website: <http://www.ispe.ro>

Turnover (EUR): 10,386,085.00

No. of employees: 624

## **Contact Person(s):**

---

**Ovidiu APOSTOL**, Director

**Mihai COSTOIU**, Project Manager

## **Main Line of Business by NACE Classification:**

*7420 Architectural and engineering activities and related technical consultancy*

## **Business Offer:**

Business Areas:

- \* Power and heat generation, including renewable energy;
- \* Power transmission and distribution;
- \* Environmental protection;
- \* Infrastructure systems. public services;
- \* Industry;
- \* Civil and industrial works.

Scope of Services:

- \* Technical and financial consulting;
- \* Studies;
- \* Basic and detail engineering;
- \* General contractor;
- \* Project management;
- \* On site supervision and commissioning;
- \* Digital systems configuring and commissioning;
- \* Other engineering services.

## **maremod sa**

St. Scarlatescu nr. 15-19  
011158 Bucharest, SECTOR 1  
ROMANIA

UIC: 9708800 Inc. No.: J40/6644/1997

Tel: +40.21.2066273; +40.21.2066274

Fax: +40.21.2066275

e-Mail: [office@gematex.ro](mailto:office@gematex.ro), [maremod@maremod.ro](mailto:maremod@maremod.ro)

Website: <http://www.gematex.ro>

Turnover (EUR): 2,600,000.00

No. of employees: 400

***Contact Person(s):***

---

**Maria PARCALABESCU**, President

*1822 Manufacture of other outerwear*

***Business Offer:***

Seeking for customers from EU and from other countries.

The factory capacity:

- \* 60,000 women and men trousers/month.
- \* 6000 men jackets/month.

**metroul sa**

Str. Gutenberg nr. 3 bis  
050027 Bucharest, SECTOR 5  
ROMANIA

UIC: 426112 Inc. No.: J40/4631/1991

Tel: +40.21.3155484

Fax: +40.21.3124333

e-Mail: [metroul@metroul.ro](mailto:metroul@metroul.ro)

Website: <http://www.metroul.ro>

Turnover (EUR): 9,698,941.00

No. of employees: 273

**Contact Person(s):**

**George ROZOREA**, President Director-General  
**Ilie SANDU**, Head of Marketing Department

**Main Line of Business by NACE Classification:**  
*7420 Architectural and engineering activities and related technical consultancy*

**Business Offer:**

Founded since 1975 in order to coordinate the engineering design, the technical supervision (including site supervision) and the construction of the metro network in Bucharest. the company extended and improved year after year its work capability. The experience gained and the structure of the personnel allowed the company to approach other fields of activity, related to underground transport systems: reconstruction, vehicles positioning systems based on GPS technology, and modernization of roads, tramway lines and urban facilities networks.

Feasibility studies and other professional services have been performed for new investments or related to soil improvement, electro-corrosion induced by subway and tramway stray currents, ground-born noise and vibrations resulting from rail traffic, modernization of water supply and thermal energy networks, and so on. The experience gained and the structure of the personnel allowed the company to approach new activities, other than metro design and construction, activities related to engineering and consultancy services:

- Technical Expertise on Surface Buildings and Underground Structures
- Monitoring Works on Ground and Structures
- Roads

- Geology, Geotechnics and hydro-geology; Soil Expertise and Ground Consolidation
- Railways and trams
- Project management
- Topographic and master planning works
- Interior design, signaling, furniture details
- Location surveys, partitioning, construction details
- Water supply and sanitation, wastewater and pipe systems
- Transport planning
- Overpasses crossing over boulevards, railway, tram and metro lines
- Electric and sanitation installations

**mikim srl**

Str. 13 Decembrie nr. 13  
500173 BRASOV, BRASOV  
ROMANIA

UIC: 4256657 Inc. No.: J8/2126/1993

Tel: +40.268.474142

Fax: +40.268.474143

e-Mail: [mikim@mikim.ro](mailto:mikim@mikim.ro)

Website: <http://www.mikim.ro>

Turnover (EUR): 922,454.00

No. of employees: 31

**Contact Person(s):**

**Iuliu MIKLOS**, Director-General

**Main Line of Business by NACE Classification:**

2040 Manufacturing of wooden packagings

**Business Offer:**

MIKIM Company is the Romanian producer of europallets with EPAL authorization (European Pallet Association) and with IPPC mark in accordance with ISPM 15. We produce europallets according to UIC 435-2 Standard .

MIKIM Company is certificated according to ISO 9001:2000 norms by TÜV Rheinland InterCert GmbH from Germany.

We have the possibility to produce and delivery woods packing, as follow:

- Pallets type EUR authorized EPAL
- Disposable industrial pallets
- Wooden cases and boxes
- Industrial containers

MIKIM Company is interested in a business partnership, association or financial co-operation (merger, selling).

## petrolvalves import export srl

Str. Elev Stefanescu nr. 13  
021684 Bucharest, SECTOR 2  
ROMANIA

UIC: 4417702 Inc. No.: J40/18070/1993

Tel: +40.21.4506806

Fax: +40.21.4506806

e-Mail: [sales@petrolvalves.ro](mailto:sales@petrolvalves.ro)

Website: <http://www.petrolvalves.ro>

No. of employees: 12

### Contact Person(s):

**Liliana BENDEA**, Director-General  
**Laura TURUNGIU**, Executive Director

**Main Line of Business by NACE Classification:**  
*5114 Agents involved in the sale of machinery,  
industrial equipment, ships and aircraft*

### **Business Offer:**

The company PETROLVALVES Imp.Exp. Romania have been acting in the fields of Petrochemical, Power Generation, Oil&Gas Industry and Hydro Plants since 1993, in two common domain of activities:

1. Petrochemical equipment supply produced by Italian and other European manufactures, for inland market;
2. Sourcing and placement of personnel for working within major industrial petrochemical and chemical units, refineries, power plants and civil construction.

The candidates as superintendents, supervisors, designers, QA/QC /NDT inspectors, office/administration, foremen/technician for mechanical, welding, electro / instrumentation, process and operational works to relevant skilled personnel as pipe fitters, steel erectors, electricians, instrument fitters, welders, operators, etc. are highly qualified and familiar with the new training/courses of specialization required, speak foreign languages and have large experience on working within big industrial projects in (Libya, UAE, Egypt, Saudi Arabia, Iran, Algeria, Nigeria, Italy, France, Russian Federation, Qatar, etc)

They have been working with international well known Oil & Gas and Power Generation companies - CHROME Consortium Energy, Jay Ray McDermott, SAIPEM, ENI Group, GLOBAL Oil Solution, OMV Group, AGIP-KCO, SHEEL, PETROFAC Engineering, HULLIBUTON, TSKG Consortium, Tecnimont, Techint Cimmimontubi, Sarpi –ABB, MITHUBISHI Consortium, KOBE – Japan, ROMPETROL –OMV, Gulf Drilling International, etc.

Our company's policy is to promptly react for providing to the clients the most suitable candidates for their needs of personnel within their projects abroad.

**profex consult srl**

Sos. Mihai Bravu nr. 123-135, bl.D11, sc.D, ap.32  
021314 Bucharest, SECTOR 2  
ROMANIA

UIC: 6193490 Inc. No.: J40/7998/1994

Tel: +40.722.570783; +40.722.473725

Fax: +40.21.7814284

e-Mail: [profexconsult@yahoo.com](mailto:profexconsult@yahoo.com)

Turnover (EUR): 44,519.00

No. of employees: 9

**Contact Person(s):**

**Atanasie COVRIG**, Director

**Corneliu GORNIC**, Director

**Main Line of Business by NACE Classification:**  
*7310 Research and experimental development on natural sciences and engineering*

**Business Offer:**

1.Experimental research for different industrial equipment (machine tools included):

- complex evaluation of industrial equipments and their components
- new products / technologies development
- improving the products performances (model, prototype, special or serial production products)

2.Designing and delivery (as general supplier) of new technological equipments based on the end user's specifications

3.Repair and retrofit of different industrial equipment (machine tools included)

4. Measurements and tests for machine tools / or other industrial equipment and their components, assemblies for assessment, diagnosis and comparison to the required specifications

5.Cooperation for new technologies / products development with companies or specialists

6.Control, assembly, adjustment or testing technologies / procedures for components or assemblies

7.Consultation and technical support at industrial equipments (machine tools especially):

- designing / development,
- manufacturing,

- adjustment,
- exploitation,
- maintenance,
- purchase / selling

8.Personnel training in the following fields: designing, manufacturing (assembly and adjustment included), quality inspection, research of machine tools and / or similar equipments

9.Management of industrial equipment development and manufacturing processes.

**prototip srl**

Str. Gh. Titeica, nr. 26  
515600 Cugir, ALBA  
ROMANIA

UIC: 16440571 Inc. No.: J01/534/2004

Tel: +40.258.753949

Fax: +40.258.753687

e-Mail: [prototipcugir@yahoo.com](mailto:prototipcugir@yahoo.com)

Website: <http://www.sc.prototip.srl.go.ro>

Turnover (EUR): 500,000.00

No. of employees: 79

**Contact Person(s):**


---

**Ovidiu ENE**, Director-General

**Main Line of Business by NACE Classification:**

*2852 Mechanical processing*

**Business Offer:**

The company offers a large variety of mechanical processing (its main object of activity is general mechanical works):

- shaping/turning on lath: Ø max 250, L max 1000 mm
- shaping/turning on cnc: Ø80 to Ø300, L max 600mm
- different milling: max 300x300x300 mm
- rectifications (internal, external, flat)
- accuracy processing (milling, piercing, boring out, rectifying) max 3000x3000x3000 mm
- combined processing (milling, shaping, drilling, boring out) max dimensions 600x600x1000 mm
- parts of ensembles, executions + mechanical work
- all dimensions mentioned above refer to maximum size of work parts
- execution of metallic structures

List most important company products:

- Small and medium size parts
- Small and medium series production

**rami-dacia sa**

Bd. Timisoara nr. 5  
061301 Bucharest, SECTOR 6  
ROMANIA

UIC: 472526 Inc. No.: J40/2694/1991

Tel: +40.21.3160100

Fax: +40.21.3160101

e-Mail: [sales@ramidacia.ro](mailto:sales@ramidacia.ro)

Website: <http://www.ramidacia.ro>

Turnover (EUR): 3,109,927.00

No. of employees: 100

**Contact Person(s):**

**Cristina Doina GÂNGOE**, Executive Director-General  
**Nelu DINCIU**, Marketing Director

**Main Line of Business by NACE Classification:**  
*2681 Production of abrasive products*

That is why we export over 85% of our production, in many countries of Europe, Asia and America.

Since February 2003, our quality assurance system has been ISO 9001:2000 certified by Lloyd's, so our products are able to satisfy every requirement and quality standard.

**Business Offer:**

RAMI DACIA, the only synthetic diamonds manufacturer in Romania, was established in Bucharest, in 1974.

Dacia Synthetic Diamonds Factory produces synthetic superabrasives in a wide range of different types and sizes as well as graded micron powders. Our products successfully replace the conventional abrasives in a large field of applications such as drilling, sawing, dressing, grinding, polishing of different materials, from ultrahard and building materials (granite, concrete, marble etc.) to ceramics, glass, plastics and graphite. We can also provide qualified technical assistance for using our materials. Beside synthetic diamonds, our company offers a large number of electroplated diamond tools as follows: sheets and discs on flexible support, rods, rolls, conic reamers, cutting discs, wire pearls and other products based on synthetic diamonds such as diamond pastes and slurries.

Being marketing oriented, apart from our main activity we are also able to provide services of recovering and purifying noble and precious metals (Platinum, Rhodium, Rhenium, Palladium, Gold, Silver etc.) from wastes and industrial residues, with minimum 99.96% purity and, furthermore, also anti-riot products (Irritant Tear Gas Spray, Protective Helmet With Flipshield, Riot Baton, Defence Shield).



## rodax impex srl

Drumul Taberei nr. 82  
Bucharest, SECTOR 6  
ROMANIA

UIC: 4504167 Inc. No.: J40/19693/1993

Tel: +40.21.2245801

Fax: +40.21.2245801

e-Mail: [rodax\\_impex@yahoo.com](mailto:rodax_impex@yahoo.com)

Website: <http://www.rodax-impex.ro>

Turnover (EUR): 350,000.00

No. of employees: 25

### *Contact Person(s):*

**Laurentiu MOLDOVAN**, Director-General

**Main Line of Business by NACE Classification:**  
*7310 Research and experimental development on natural sciences and engineering*

### **Business Offer:**

RODAX IMPEX SRL is a Romanian SME who's specialized in R&D also provide on demand necessary assistance in projecting, designing of the models required by the customer regarding medical equipment specialized in orthopedical surgery - instrumentary - manufacture of stainless steel orthopedical surgery devices, the surgical instruments case for hip minimum invasive arthroplasty, minimum invasive device and instruments for dynamic stabilized elastic osteosynthesis, Surgical instruments case for articular endoprosthesis implantation and service, also furniture surgery (Stainless Steel Examination Bed, Stainless Steel Washer for Surgeons, Stainless Steel Washer for Instrumentation, 1 Handle Instrumentation Table, Hand-Cart with Shelve, 2 Handles Instrumentation Table, 2 Shelve Instrumentation Table, Instrumentation Hand-Cart).

Also, our company manufacture a large range of food packaging machines like: Stretch Packaging Machine, Stretch Packaging Machine with Holder, Thermocontractable Packaging Machine, Sealed Packaging Machine, Bat Trays Packaging Machine, Handbag Packaging Machine and Stainless Steel Tables for Meat Portion and Packaging, Fish Evisceration Table, Plate Tables, Packaging table, Smoked Products Hand-Cart, Smoked Products Shelf, Show Shelf, Holder for Cake-Shop Trays, Accesories for Show-Window, Holder for Cake-Shop Trays, Hooks, Grill, Bottles Holder, Glasses Holder, Shank with hooks, Sausage Funnel, Proportional Controller, Box Cover Packaging Line, Device for automatically ness box top mounted, T - System of Pipes etc.

Quality: Conforming to ISO 9001:2000, ISO 14001:2004, OHSAS 18001:1999.

Philosophy: The company believes in long term relationship and mutual growth as objective. At SC RODAX IMPEX SRL quality is a culture and service a tradition.

You are welcome to visit our website:  
[www.rodax-impex.ro](http://www.rodax-impex.ro),

## rom fracht srl

Bd. Chisinau nr. 16, bl. M7, sc. A, ap. 12  
022155 BUCHAREST, SECTOR 2  
ROMANIA

UIC: 8439215 Inc. No.: J40/3683/1996

Tel: +40.21.2562059; +40.21.2562075

Fax: +40.21.2562060

e-Mail: [george@romfracht.ro](mailto:george@romfracht.ro)

Website: <http://www.romfracht.ro>

Turnover (EUR): 12,000,000.00

No. of employees: 48

### Contact Person(s):

**Constantina BALAN**, Director  
**George BALAN**, Sales Manager

### **Main Line of Business by NACE Classification:** *6024 International transport and forwarding*

### **Business Offer:**

ROMFRACHT is a freight forwarding company established in 1996. Since then we have grown and improved both quantitatively and qualitatively. We have expended our services in the field of international transport as well as on the national market of logistic services and inland distribution. Our excellence is due to our dedicated operation team.

We can divide our range of services as follows:

1. Road transportation: - Our road fleet can perform international transportation, FTL or groupage for general cargo, ADR or refrigerated cargo. We are specialized in groupage from: - Benelux, UK, Ireland and Scandinavian countries: 3 departures per week; - Portugal, Spain, Gibraltar: one departure per week; - France : two departures per week; - Germany : 2 departures per week.
2. Air transportation: - For sensitive cargo that requires urgent service we can arrange to ship it by air to any worldwide destination – export and import. All necessary services by air will be the same as services by sea and will be provided as required.
3. Sea transportation: - Agreements with renowned shipping lines allow our sea freight experts to offer you weekly departure to all international seaports FCL, and through our arrangements with our reliable agents we can always provide LCL services to USA, South America and Far East.

4. Logistic & distribution & custom services: - Through our new terminal, close to highway to Constanta we can offer you handling services, storage facilities, as well as inland distribution throughout Romania. At our terminal we can offer you custom services for the crossborder cargo.

We are looking forward to do business with you !

**rominvent sa**

Str. Ermil Pangratti, nr. 35, et. 1  
011882 Bucharest, SECTOR 1  
ROMANIA

UIC: 4140325 Inc. No.: J40/13380/1993

Tel: +40.21.2312515; +40.21.2312541  
Fax: +40.21.2312550; +40.21.2312454  
e-Mail: [office@rominvent.ro](mailto:office@rominvent.ro)  
Website: <http://www.rominvent.ro>

Turnover (EUR): 3,438,000.00

No. of employees: 44

**Contact Person(s):**

**Lucian ENESCU**, Director-General  
**Liliana PITRON**

**Main Line of Business by NACE Classification:**  
*7414 Business and management consultancy activities*

**Business Offer:**

ROMINVENT S.A. offers their clients consultancy and representation in a full range of services relating to the protection of industrial rights in Romania and abroad, in connection with:

- patents of invention;
- plant variety patents;
- trademarks and geographical indication;
- industrial designs;
- domain names;
- integrated circuits topographies;
- industrial property infringements; and
- unfair competition.

These are the usual services offered by ROMINVENT to the clients for protecting their industrial property rights in Romania as would be: counseling, IP protection, specialized IP searches, coexistence agreement, litigations, negotiations and legal opinion in licensing and franchising of IP rights.

ROMINVENT S.A. as Industrial Property Agency is authorized by the law and its own statute to represent his clients during the administrative and judicial proceedings for obtaining and protecting their IP rights in Romania and abroad. In this respect, ROMINVENT is involved in:

- applications, oppositions and appeals before the Romanian Patents Trademarks Office (OSIM);
- representing the clients before the Romanian Courts of all levels;
- representing the clients before the European Patent Office (EPO)-Germany;
- representing the clients before the Office for Harmonization in the Internal Market (OHIM)-Spain;
- representing the clients before the World Intellectual Property Organization (WIPO)-Switzerland.

## romsys sa

Str. Meneuului nr. 12  
 Bucharest Business Park, corp D, et. 4  
 013713 BUCHAREST, SECTOR 1  
 ROMANIA

Tel: +40.21.5294000

Fax: +40.21.5294015

e-Mail: [marketing@romsys.ro](mailto:marketing@romsys.ro)

Website: <http://www.romsys.ro>

Turnover (EUR): 25,794,872.00

UIC: 4800537 Inc. No.: J40/20069/1993

No. of employees: 200

### **Contact Person(s):**

---

**Florian SEMEN**, Director-General  
**Daniela NICHITA**, Marketing Director

### **Main Line of Business by NACE Classification:** 7222 Other software consultancy and supply

### **Business Offer:**

Romsys  
 High Quality IT Solutions & Services

Founded in 1993 as a 100% private Romanian company, Romsys has quickly established itself as one of the leading providers of advanced information technology solutions in Romania. Its products and services are primarily used in the banking, government, telecommunications and public utilities sectors.

Romsys has an impressive track record which proves its ability to develop, implement and maintain advanced information and communication system solutions on a variety of hardware, software and networking platforms. The company is widely recognized as a high quality, professional organization.

In June 1996 Romsys was the first company in Romania to receive ISO 9000 certification by SGS Switzerland, which guarantees the quality of solutions and services provided to its customers as per international standards.

### Scope of Activity

- Enterprise Network Computing Solutions Provider - Hardware, Software, Communications, Applications
- System and Network Integration - Turnkey Solutions, including Project Management
- Post-Sales Technical Support & Maintenance - Hardware, Software, Communications

### 2. Quality Assurance Management System and Licenses:

ISO 9001/2000 Certification - SGS Switzerland

OMCAS Certification - Romanian Ministry of Defense

CCAS Certification - Romanian Ministry of Interior

CCAS Certification - Romanian Intelligence Service

CNCAN Autorization – Romanian Government

Personal Security Clearance - Romanian ORNISS

Company Security Clearance - Romanian ORNISS

Basic Ordering Agreement (BOA) - NATO Consultation, Command and Control Agency (NC3A).

## societate cooperativa mestesugareasca publiter

Bd. Marasti nr. 65-67  
Bucharest, SECTOR 1  
ROMANIA

UIC: 2795108 Inc. No.: C40/34/2005

Tel: +40.21.3170412; +40.21.3170418

Fax: +40.21.3170413

e-Mail: [export@publiter.ro](mailto:export@publiter.ro)

Website: <http://www.publiter.ro>

Turnover (EUR): 520,000.00

No. of employees: 39

### ***Contact Person(s):***

---

**Sofia DRAGAN**, President

**Alexandra KEDVES**, Vice-President

### ***Main Line of Business by NACE Classification:***

*7487 Other business activities, mainly to the companies*

### ***Business Offer:***

- \* Participating in the Bucharest International Fairs. Exhibiting and selling the Romanian handicraft products.
- \* Export of goods (furniture, wooden toys, hand made carpets, folk items, ceramics, garments, knitware, wrought iron art. etc.
- \* Projecting and building exhibition stands for national and international fairs.
- \* Projecting and arranging commercial spaces, offices, shops etc.
- \* Printing activity.
- \* Import of consumer goods.
- \* Retail trade with genuine hand made folk items.
- \* Distribution.
- \* Warehousing services etc.

**stratusmob sa**

Str. Gheorghe Baritiu nr. 36  
515400 Blaj, ALBA  
ROMANIA

UIC: 1766643 Inc. No.: J1/21/1991

Tel: +40.258.711421

Fax: +40.258.711490

e-Mail: [stratusmob@yahoo.com](mailto:stratusmob@yahoo.com)

Website: <http://www.stratusmobblaj.lx.ro>

Turnover (EUR): 7,600,000.00

No. of employees: 1,067

**Contact Person(s):**

---

**Carol SZABO**, General Manager

**Nicolae CORLEA**, Technical Manager

**Main Line of Business by NACE Classification:**

*3614 Manufacture of other furniture*

**Business Offer:**

STRATUSMOB SA Blaj has an experience of over 30 years in woodworking industry.

Our products are well-known in Romania, as well as abroad, for their high performances.

Improved methods of production enable us to quote you in the best price and quality the following products:

- \* Furniture from solid wood and veneered panels or their combinations, used for houses, hotels, and public institutions.
- \* Plywood and moulded plywood components (used for the furniture industry and chair and also for constructions).
- \* Different items from wood-packing, panels for constructions, pallets, wall panels and others.

Should you be interested in further details, please do not hesitate to contact us and we shall reply immediately with our best offer.

**uttis industries sa**

Sos. Oltenitei nr. 105E  
041303 Bucharest, SECTOR 4  
ROMANIA

UIC: 6561690 Inc. No.: J40/23854/1994

Tel: +40.21.3325987; +40.21.3321956; +40.21.3321933

Fax: +40.21.3018487

e-Mail: [office@uttis.ro](mailto:office@uttis.ro)

Website: <http://www.uttis.ro>

Turnover (EUR): 4,195,523.00

No. of employees: 154

**Contact Person(s):**

**Leontin DRUGA**, President Director-General

**Main Line of Business by NACE Classification:**  
*2921 Manufacture of furnaces and furnace burners*

automotive and spare parts;fastenings(ball-bearings,screws,etc) and machine tools;non-ferrous alloys and metallurgy;railways and chemistry;ceramics and glass.

**Business Offer:**

UTTIS is the industrial heating equipment market leader in Romania,our products are intended to be used in various industry domains as: automotive, auto parts,fastenings,industrial machines,metallurgical equipment,glass and ceramics industry.

Experience gathered in two decades of activity led to complex installation as heat treatment and thermo-chemical treatment installations, forging furnaces, furnaces for processing non-ferrous alloys, glass and ceramics furnaces,washing installations,laboratory furnaces,furnaces for drying textiles,spare parts and auxiliary materials.

The diversity of UTTIS products is reflected by the many industries for which we work:

The main types of technologies and equipment that can be supplied by UTTIS are:

industrial furnaces;cooling installations;washing installations;complex metallurgical equipments;various automations;heat treatment technologies; mass and heat transfer processes modeling.

UTTIS is certified in the systems ISO 9001 and ISO 14001 and its testing and calibration laboratory is certified by RENAR.

## Abbreviations and Acronyms

- J Trade Register no. (Incorporated no.)
- For information about the company status, one should access the website of The National Trade Register Office (<http://www.onrc.ro>). The RECOM online service (<http://recom.onrc.ro>) offers the possibility to verify, free-of-charge, the legal status of any company. To login, one should fill in the word **guest\_e** in both the "user name" and "password" fields. Search of companies may be done by name of company, incorporated number or unique registration code.
- RA Autonomous Regime (*rom. Regie Autonomă*)
- SA Joint-Stock Company (*rom. Societate pe Acțiuni*)
- SC Commercial Company (*rom. Societate Comercială*)
- SCA Joint-Stock Co-operative Company (*rom. Societate Cooperatistă pe Acțiuni*)
- SCPA Civilian Professional Law Firm (*rom. Societate Civilă Profesională de Avocați*)
- SOCOM Handicraft Co-operative Company (*rom. Societate Cooperativă Mestesugăreasca*)
- SRL Limited Liability Company (*rom. Societate cu Răspundere Limitată*)
- UIC **Unique Identification Code / Fiscal Code** (*rom. Cod Unic de Identificare / Cod Fisca*)
- For general, free-of-charge company information in English, one should access the website of the Ministry of Public Finance (<http://www.mfinante.ro>). In the left panel, one should select **Taxpayer information** > Business and public institutions and then type in the unique identification code of the company.
- For further detailed information covering the latest 5 years, including financial indicators (balance sheet, profit and loss account), number of employees, type of activity etc., one should access the Romanian version of the website. Search of companies may be done by unique registration code, name of company and county, or incorporated number.



# Foreign Relations & International Cooperation Division

Phone: +40 21 3190100 ○ Fax: +40 21 3190101 ○ eMail: [dre@ccir.ro](mailto:dre@ccir.ro)

Liliana DEAC, Director

## Editorial Staff:

### **Tatiana TIHON**

Area Manager

Tel.: +40 21 3190095

e-Mail: [tatiana.tihon@ccir.ro](mailto:tatiana.tihon@ccir.ro)

### **Nicoleta BUTA**


Assistant Area Manager

Business Opportunities Database

### **Calin Tatomir**

Text Processing & DTP

**Gh. BORDEANU**



**CHAMBER OF COMMERCE AND INDUSTRY  
OF ROMANIA**

2, Octavian Goga Blvd.  
030982 Bucharest 3, Romania  
Phone: +40 21 3190114-18  
Fax: +40 21 3190120  
eMail: [ccir@ccir.ro](mailto:ccir@ccir.ro)  
Website: <http://www.ccir.ro>

member of

